

WISCONSIN MOTORS MODEL W4-1770 ILLUSTRATED PARTS CATALOG

FACTORY AUTHORIZED DISTRIBUTOR



PITT AUTO ELECTRIC COMPANY

4085 ALPHA DRIVE · ALLISON PARK, PA 15101

Toll Free 800-245-0711 · Fax 800-551-5908



\$2 Million+ Parts Inventory – Same Day Shipments



Easy On-Line Ordering Steps

1. If you have an account – Please Log On
2. If you don't have an account that's OK – We'll get your information during checkout
3. Click on the Item Number or Part Number you need
4. Enter the Quantity you need
5. Click "Add To Cart"
6. View total cost & quantity we have available. (If we don't have enough on hand we'll order them and ship ASAP)
7. Change or Remove anything from Your Cart
8. Click Checkout when you're ready to buy
9. Any questions call us or email us info@pittauto.com

Repair Specifications

Standard Cylinder Bore	3.250 - 3.249
Piston Skirt to Bore Clearance	.003 - .004 Cam Ground
Crankpin Diameter	1.876 - 1.875
Connecting Rod to Crankpin Clearance	.007 - .002
	.0012 - .0033 Shell Bearing to Crankpin Clearance (Vertical)
Valve Tappet Clearance - Cold/Inlet	0.008
Valve Tappet Clearance - Cold/Exhaust	0.016

Bolt Torque Specifications(FT. LBS.)

Connecting Rod	22 - 28
Cylinder Block/Center Main to C.Case	45 - 50
Cylinder Head	22 - 24
Engine Base	8-11 FT LBS
Gear Cover	16 - 18
Manifold	16 - 18
Main Bearing Plate	25 - 30
Spark Plug	25 - 30
Flywheel	95 - 110
Rope Sheave	None

Additional Specifications(FT. LBS.)

Crankcase Oil Capacity	3-1/2 QTS
	OIL FILTER 1/2 QT (Additional oil when replacing filter)
Running Spark Advance	23 Degrees
Maximum Engine Operating R.P.M.	3000
Emission Certified	FALSE



WISCONSIN MOTORS MODEL W4-1770 ILLUSTRATED PARTS CATALOG

FACTORY AUTHORIZED DISTRIBUTOR



PITT AUTO ELECTRIC COMPANY

4085 ALPHA DRIVE · ALLISON PARK, PA 15101

Toll Free 800-245-0711 · Fax 800-551-5908

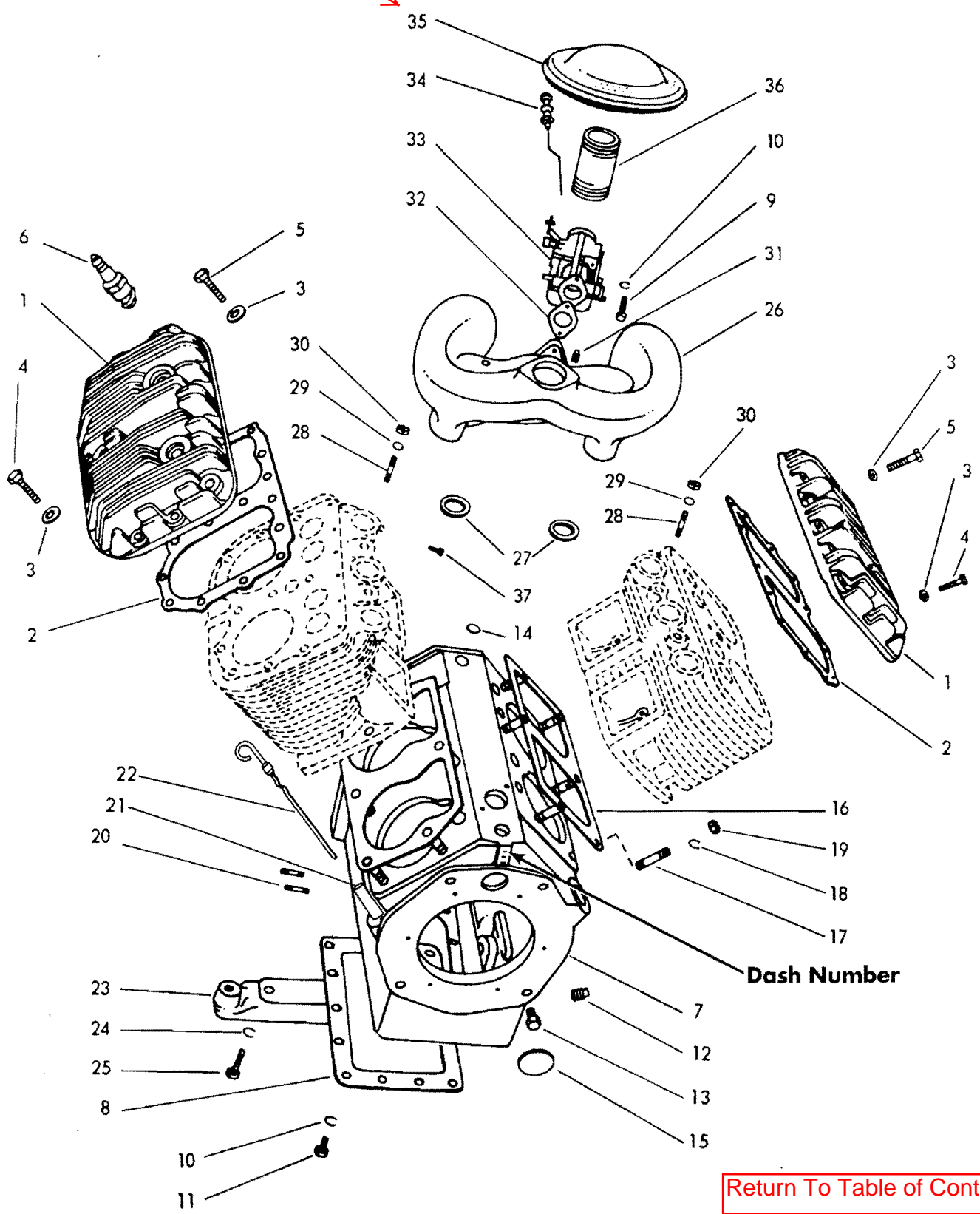
\$2 Million+ Parts Inventory – Same Day Shipments



[TABLE OF CONTENTS – Click on the Parts Group or Page to See Parts List](#)

Parts Group	Pages
Air Cleaner Assembly	42-44
Air Shrouding	23-24
Bearing Plate, Crankshaft, Piston, Connecting Rod & Flywheel	7-10
Camshaft & Fuel Pump Mounting	13-14
Carburetor Parts	27-28
Clutch Assembly WC288A	51-52
Clutch Reduction Assembly WW62A	48-50
Clutch Take-Off Assembly WW61E	47
Cylinder Block Assembly	11-12
Cylinder Head, Crankcase, Carburetor & Manifold	3-6
Distributor Top Mounted	56
Distributor, Coil, Spark Plug Wires & Accessory Drive	33-34
Flywheel Alternator Assembly	39-40
Fuel Tank	46
Gasket Set & Individual Gaskets	25-26
Gear Cover & Third Bearing	19-20
Governor	21-22
Governor Assembly	57
Governor Control Assembly	41
High Temperature Safety Switch	45
Ignition Distributor	31-32
Magneto	29-30
Magneto Ignition	45
Oil Filler, Oil Filter & Idler Gear	15-16
Oil Pump Assembly & Crankcase Oilers	17-18
Reduction Gear Assembly WW27J	53-55
Rotating Screen	46
Starter Motor Assembly	35-38
Starter Motor Assembly YA61	58

Click the part item number for price and availability



Dash Number

[Return To Table of Contents](#)

NOTE: ----- through the part no. means it has been discontinued and is not available from Wisconsin
PITT AUTO ELECTRIC CO * 4085 ALPHA DRIVE * ALLISON PARK, PA 15101
FACTORY AUTHORIZED WISCONSIN MOTORS DISTRIBUTOR
TOLL FREE 1-800-245-0711 EXT 2 * TOLL FREE FAX 1-800-551-5908
 Page 3

Click the part item number
for price and availability

Cylinder Head, Crankcase, Carburetor and Manifold

ITEM	PART NO.	DESCRIPTION	QTY
1	AB100B	Cylinder head	2
2	QD613C	Gasket, cylinder head	2
3	PH77A	Washer, 11/32" cylinder head mounting	34
4	XD19	Screw, 5/16"-18 x 1-1/4" long cylinder head mounting	30
5	XD20	Screw, 5/16"-18 x 1-3/8" long cylinder head mounting	4
6	YD6	Spark plug, Champion No. D16J	4
7	^a _____	Crankcase (standard)	1
—	BA48C110S1	Crankcase assembly (standard) for service [includes crankcase assembly (BA48C110S11), tube oil saber (standard, RF1495), oil saber (standard, RJ173) and oil filler tube (LJ300P)]	1
—	BA48C110S11	Crankcase assembly (standard) for service [includes items 7, 13-15, 17, 20, 38, 4-oil spray nozzles (RF 1143), 7-pipe plug 1/8" (XK121) and 2-screws 5/16"-18 x 1" (XD17B)]	1
8	BH141A	Cover, crankcase bottom	1
9	XD19	Screw, 5/16"-18 x 1-1/4" long carburetor mounting	2
10	PE4	Lockwasher, 5/16" (14-crankcase bottom cover 2-carb mtg).	16
11	XD14	Screw, 5/16"-18 x 5/8" long	14
12	XK3	Plug, 3/8" pipe, oil drain	1
13	PF144	Plug, 7/16"-14 face of crankcase	4
14	SA26	Plug welch, 5/8", top of crankcase	2
15	SA58	Plug welch, 1-3/8", crankcase @ camshaft hole	1
16	QD617	Gasket, cylinder base	2
17	PC615	Stud 7/16" x 1-11/16", cylinder block to crankcase	12
18	PE6	Lockwasher, 7/16", cylinder block to crankcase	12
19	PD12	Nut, 7/16"-20, cylinder block to crankcase	12
20	PC396	Stud 5/16" x 13/16", starter bracket	2
	^b PH14	Washer-Flat 21/64" cu	2
	^b XD13A	Screw, 5/26" - 18x 1/2" long	

^a NOT SERVICED SEPARATELY. The W41770 Basic Engine standard crankcase part number is BA48C110. Any special machining is indicated by a number other than "110" stamped on the marking pad located on the T.O. end of the crankcase (as shown in illustration); add this number to the BA48Cxxx. When ordering a Crankcase Assembly for service, give Crankcase Number (ie:BA48Cxxx), engine Model, Specification and Serial Number.

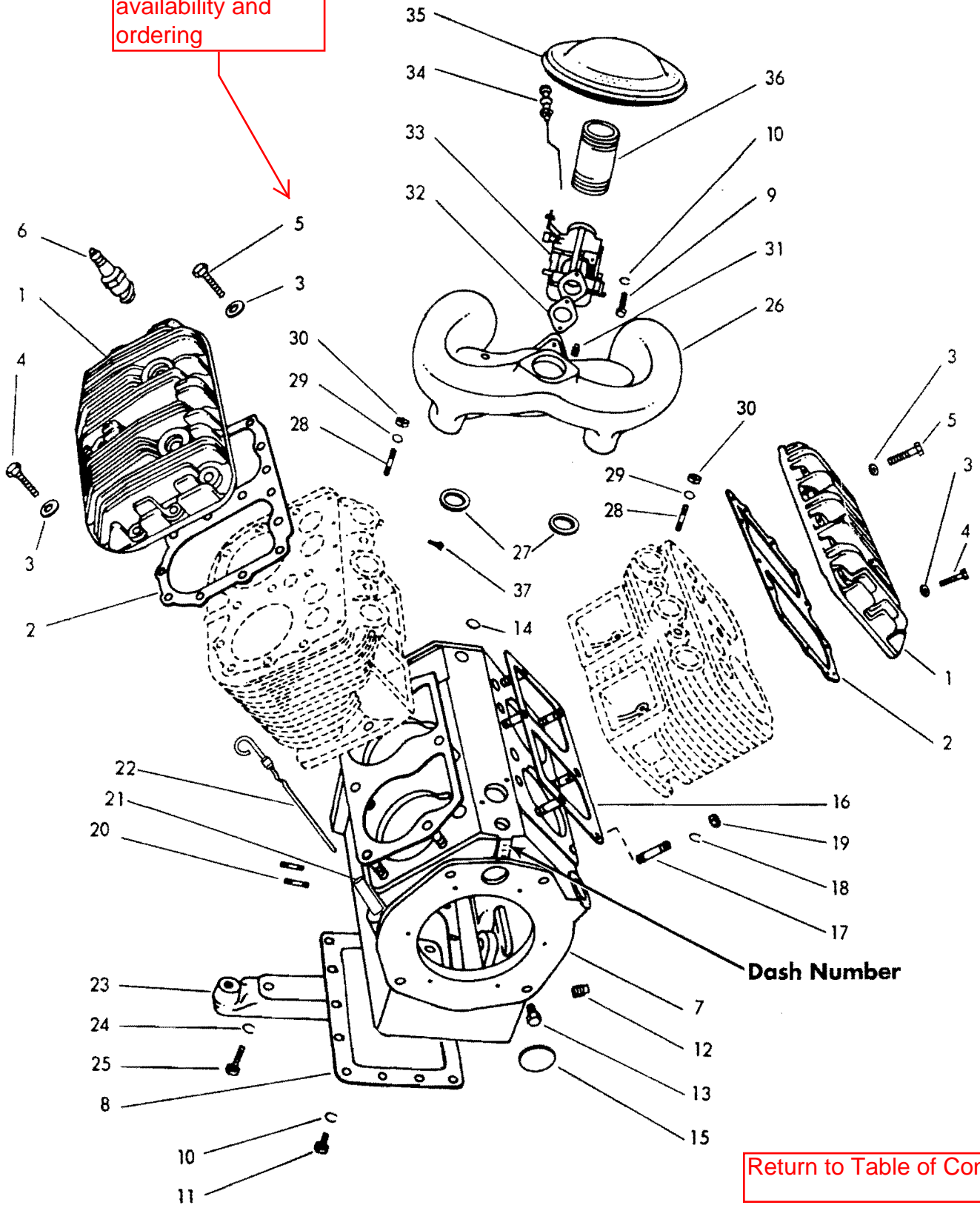
^b New design engines with starter flange on gear cover, do not require rear starter support bracket. PH14 and P13A plus loctite #242 replace PC396 stud.

[Return to Table of Contents](#)

[Continued Next Page](#)

NOTE: ----- through the part no. means it has been discontinued and is not available from Wisconsin
PITT AUTO ELECTRIC CO * 4085 ALPHA DRIVE * ALLISON PARK, PA 15101
FACTORY AUTHORIZED WISCONSIN MOTORS DISTRIBUTOR
TOLL FREE 1-800-245-0711 EXT 2 * TOLL FREE FAX 1-800-551-5908

Click the part item number for price, availability and ordering




[Return to Table of Contents](#)

**NOTE: ----- through the part no. means it has been discontinued and is not available from Wisconsin
 PITT AUTO ELECTRIC CO * 4085 ALPHA DRIVE * ALLISON PARK, PA 15101
 FACTORY AUTHORIZED WISCONSIN MOTORS DISTRIBUTOR
 TOLL FREE 1-800-245-0711 EXT 2 * TOLL FREE FAX 1-800-551-5908**

Cylinder Head, Crankcase, Carburetor and Manifold (cont.)

ITEM	PART NO.	DESCRIPTION	QTY
21	RF1495F	Tube, oil saber [<u>optional</u> location - not part of basic engine]	1
22	RJ173A	Oil saber (dipstick) [<u>optional</u> location - not part of basic engine]	1
23	BK65	Engine support, cast iron	2
24	PE7	Lockwasher, 1/2"	4
25	XD43	Screw, 1/2"-13 x 1-1/2" long	4
26	LD253L	Manifold, intake and exhaust, (vertical exhaust outlet).....	1
27	QB75	Gasket, manifold to cylinder block	6
28	PC406	Stud, 3/8"-16 and 24 thread x 1-5/8" long, manifold to cylinder block	4
29	PH22A	Washer, 25/64" manifold to cylinder block	4
30	PD206	Nut, 3/8"-24 (Seez-proof) manifold to cylinder block.....	4
31	XK1	Plug, 1/8" pipe, intake manifold	1
32	QC12A	Gasket, carburetor flange	1
33	^a —	Carburetor	1
—	L57MS1	Carburetor assembly for service (includes carburetor & item 32)	1
—	LQ53	Carburetor repair kit (see pages 29-30 for service parts)	1
34	VE693C	Choke control	1
35	WD98	Muffler, standard	1
36	LJ184	Nipple, 1-1/4" pipe x 2-1/2" long	1
37	XA33	Screw, 1/4"-20 x 3/8" long	1
38	QD690	Seal, cork for locator holes in bottom of crankcase (not shown)	2

Click the part item number for price, availability and ordering

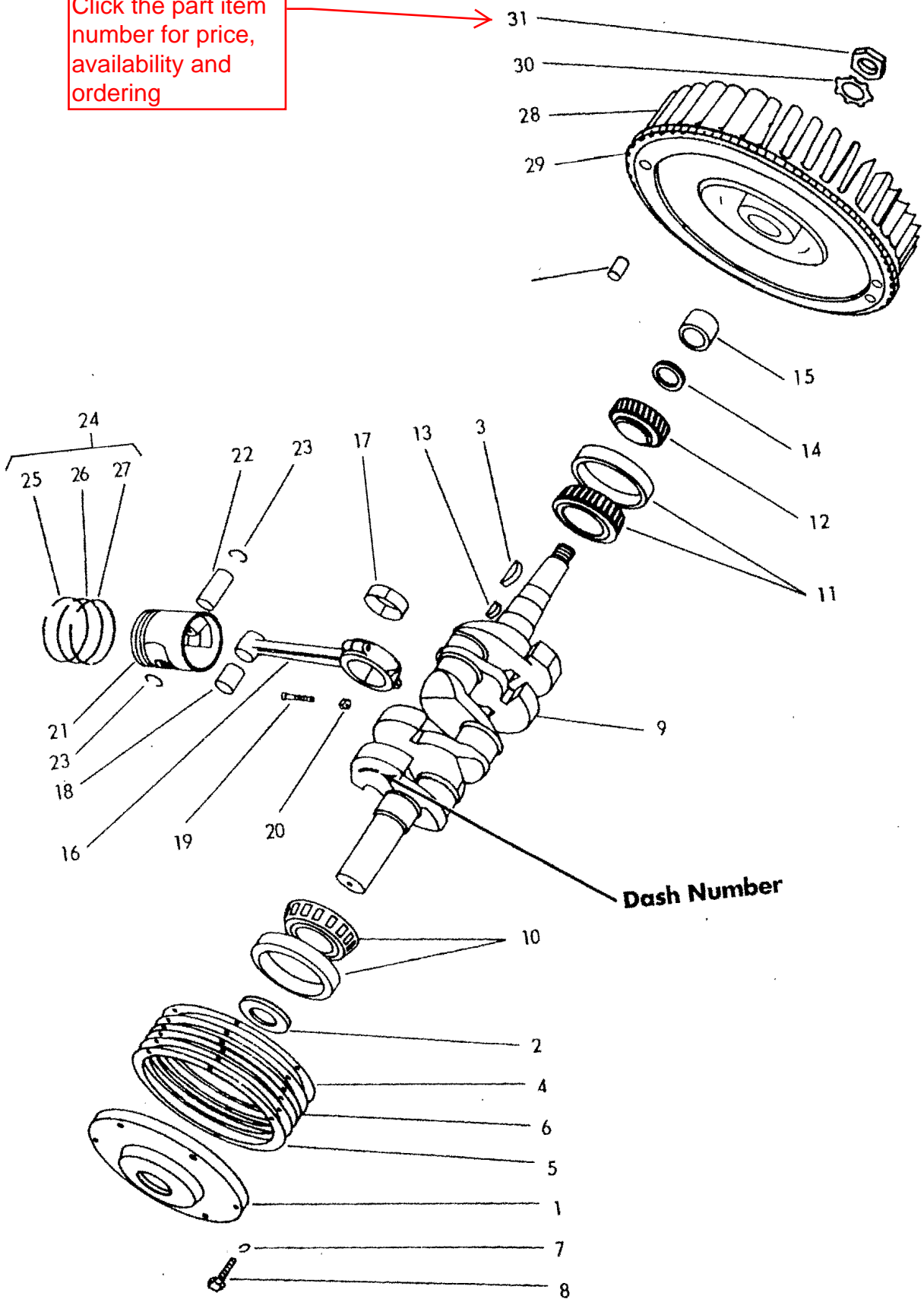


^a NOT SERVICED SEPARATELY.

[Return to Table of Contents](#)

NOTE: ----- through the part no. means it has been discontinued and is not available from Wisconsin
PITT AUTO ELECTRIC CO * 4085 ALPHA DRIVE * ALLISON PARK, PA 15101
FACTORY AUTHORIZED WISCONSIN MOTORS DISTRIBUTOR
TOLL FREE 1-800-245-0711 EXT 2 * TOLL FREE FAX 1-800-551-5908
Page 6

Click the part item number for price, availability and ordering



[Return to Table of Contents](#)

Bearing Plate, Crankshaft, Piston, Connecting Rod and Flywheel

Click the part item number for price, availability and ordering

ITEM	PART NO.	DESCRIPTION	QTY
1	^a — — —	Plate, main bearing	1
	→ BG210C1S1	Plate assembly, main bearing (includes items 1 & 2)	1
2	PH364	Oil seal, 1-7/16"	1
3	PL83	Woodruff key, No. 23	1
4	^c QD527C	Gasket, bearing plate, .006" thick	3
5	^c QD527D	Gasket, bearing plate, .003" thick	3
6	^c QF33C	Shim, main bearing plate, .013" thick.....	1
7	PE5	Lockwasher, 3/8"	6
8	XD29C	Screw, 3/8"-16 x 1-1/4" long	6
9	^d — — —	Crankshaft (standard)	1
—	CA89A	Crankshaft assembly (standard) for service (includes items 9-15)	1
10	ME114	Main bearing assembly, take-off end	1
11	ME223	Main bearing assembly, flywheel end	1
12	GA36C	Crankshaft gear	1
13	PL21	Woodruff key, No. 3	1
14	HF643	Spacer, crankshaft roller bearing	1
15	ME225	Bearing, inner race, shaft roller (mount with #620 "Loctite")	1
16	^a — — —	Connecting rod.....	4
—	^e DA68AS1	Connecting rod assembly, shell bearing type (includes items 18 - 20).....	4
17	HA134S	Shell bearing, standard size (2 halves)	4
—	HA134S1	Shell bearing, .001" undersize (2 halves)	
—	HA134S2	Shell bearing, .002" undersize (2 halves)	
—	HA134S10	Shell bearing, .010" undersize (2 halves)	
—	HA134S20	Shell bearing, .020" undersize (2 halves)	

^a NOT SERVICED SEPARATELY.

^b Order for specific application by giving engine Model, Specification and Serial Number.

^c Use same quantity and thickness of shims and gaskets as were removed to give .002" to .005" crankshaft end play.

^d NOT SERVICED SEPARATELY. The W41770 Basic Engine standard crankshaft part number is CA89. Any special machining is indicated by a dash number added to the basic part number (CA89). The dash number is stamped on the cheek facing the T.O. end of the crankshaft (as shown in illustration); add this number to the CA89-xxx. When ordering a Crankshaft Assembly for service, give Crankshaft Number (ie: CA89-xxx), engine Model, Specification and Serial Number.

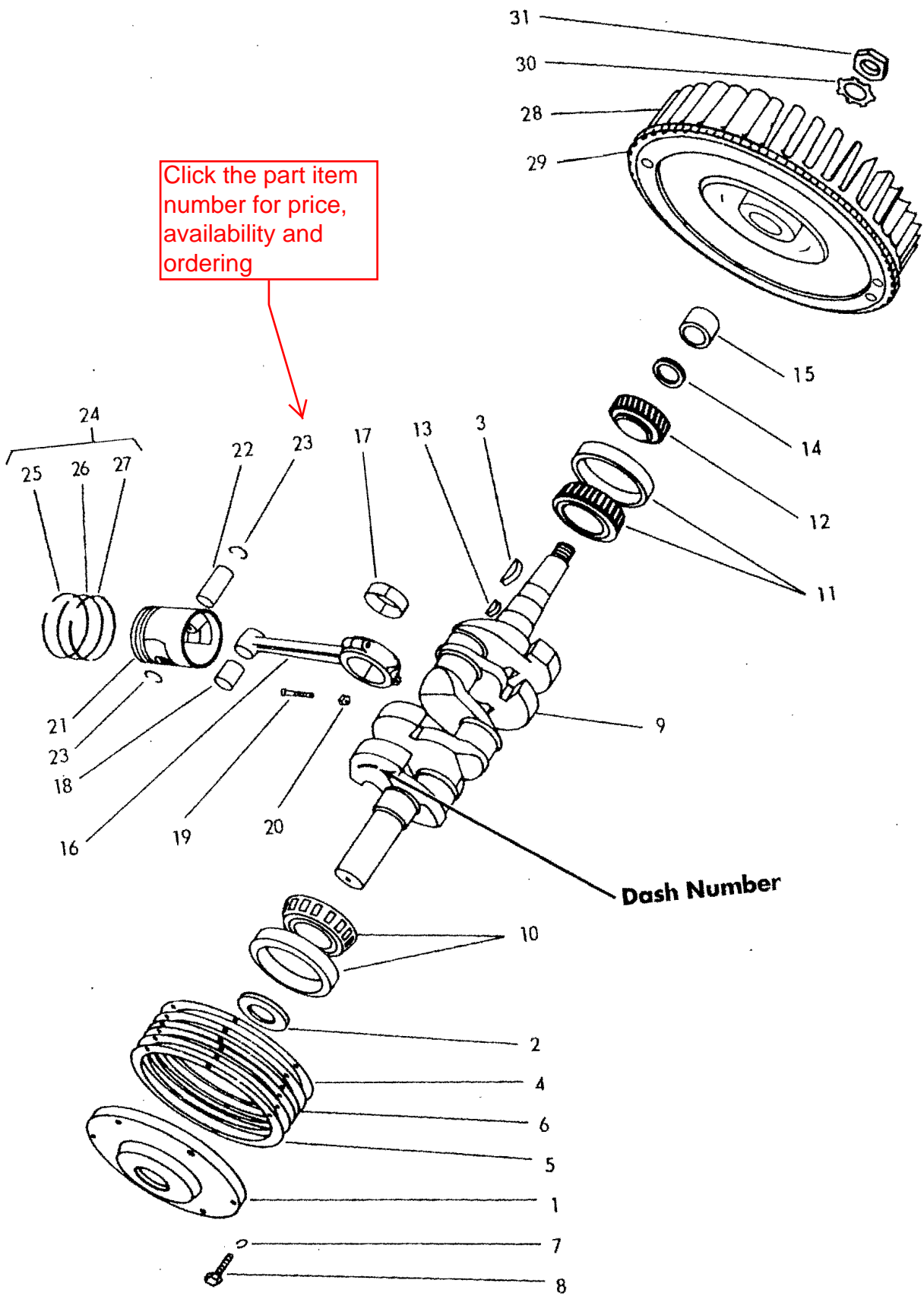
^e Furnished without shell bearings.

Return to Table of Contents

Continue Next Page

NOTE: ----- through the part no. means it has been discontinued and is not available from Wisconsin
PITT AUTO ELECTRIC CO * 4085 ALPHA DRIVE * ALLISON PARK, PA 15101
FACTORY AUTHORIZED WISCONSIN MOTORS DISTRIBUTOR
TOLL FREE 1-800-245-0711 EXT 2 * TOLL FREE FAX 1-800-551-5908

Click the part item number for price, availability and ordering



[Return to Table of Contents](#)

Click the part item number for price, availability and ordering

Bearing Plate, Crankshaft, Piston, Connecting Rod and Flywheel (cont.)

ITEM	ORIGINAL PART NO.	SUPERSEDED PART NO.	DESCRIPTION	QTY
18	HG157A	HG157A	Bushing, piston pin	4
19	^a ———	^a ———	Bolt connecting rod	8
—	PB148S1	PB148S1	Bolt assembly, connecting rod (includes items 19 & 20)..	8
20	PD246	PD246	Locknut, 5/16"-24	8
21	^a ———	^a ———	Piston, standard size, 3-ring	4
—	DB190B1SP	DB236SP	Piston-pin-retainer assembly, standard size 3-ring piston (includes items 21-23)	
—	DB190B1SP10	DB236SP10	Piston-pin-retainer assembly, .010" oversize 3-ring piston (includes piston (oversize) & items 22 & 23)	
—	DB190B1SP20	DB236SP20	Piston-pin-retainer assembly, .020" oversize 3-ring piston (includes piston (oversize) and items 22 & 23)	
—	DB190B1SP30	DB236SP30	Piston-pin-retainer assembly, .030" oversize 3-ring piston (includes piston (oversize) and items 22 & 23)	
22	DE65	DE83	Piston pin, standard size	4
—	DE65S10	DE65S10	Piston pin, .010" oversize	4
23	PK52	PK186	Retaining ring, piston pin	8
24	DR63	DR63	Ring set (3-ring), standard size (includes items 25 - 27)...	4
—	DR63S10	DR63S10	Ring set (3-ring), .010" oversize	
—	DR63S20	DR63S20	Ring set (3-ring), .020" oversize	
—	DR63S30	DR63S30	Ring set (3-ring), .030" oversize	
25	^a ———	^a ———	Compression ring, top groove	4
26	^a ———	^a ———	Scraper ring, 2nd groove	4
27	^a ———	^a ———	Oil ring, 3rd groove	4
28	^a ———	^a ———	Flywheel (standard)	1
—	^b ———	^a ———	Flywheel assembly for service (includes item 30 and other components (ie: stub shaft, pulley, rotating screen, etc.) as required for specific engine specifications)	1
29	GH44	GH44	Ring gear	1
30	PE66	PE66	Lockwasher external tooth 1-5/32", flywheel mounting .	1
31	PD123	PD123	Nut 1-1/8" -12, flywheel mounting	1

^a NOT SERVICED SEPARATELY.

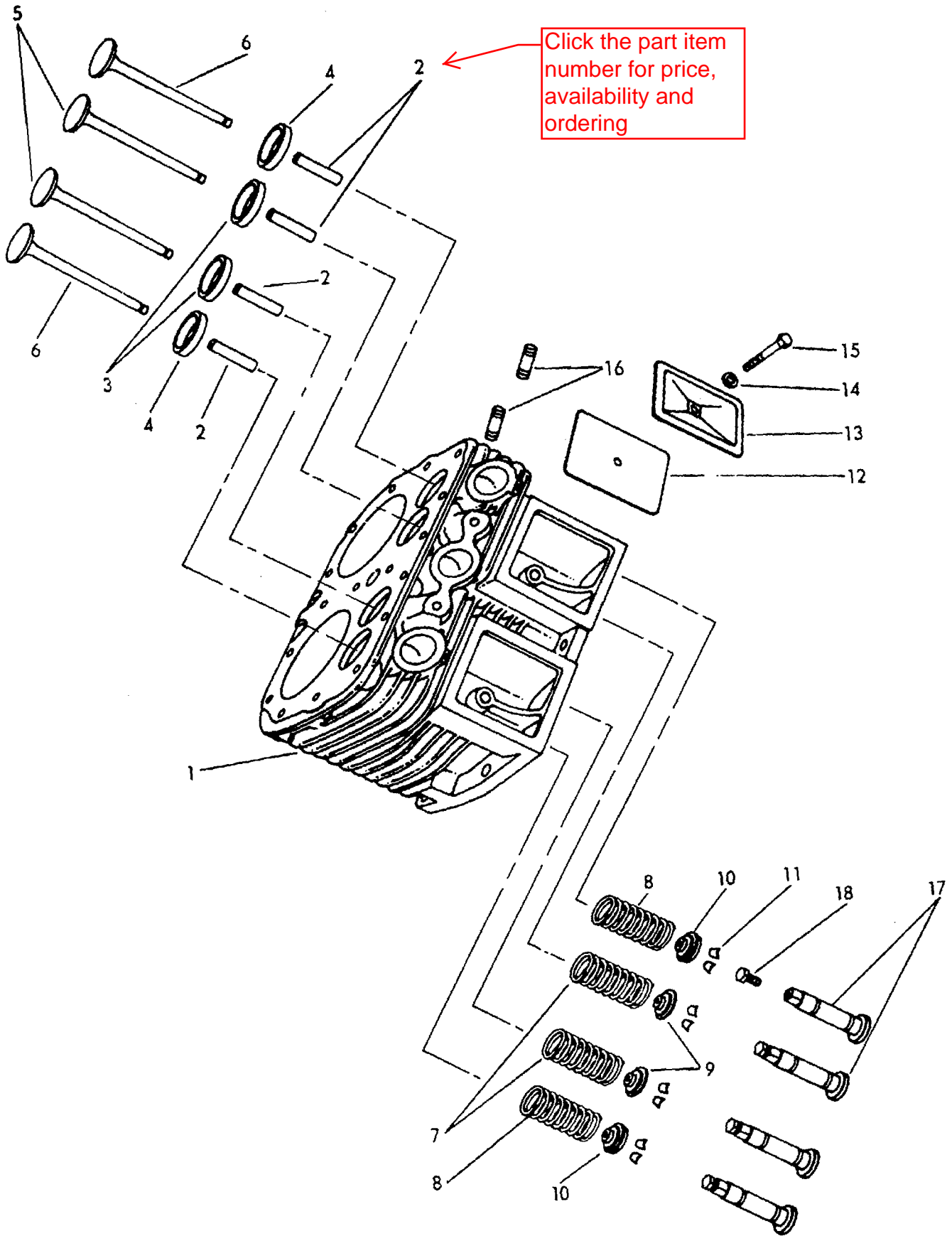
^b Order for specific application by giving engine Model, Specification and Serial Number.

^c Beginning with serial no. 0020636

DB236SP, DE83 & PK186 are standard. Ref. SPB 04-02 & W01-0.

[Return to Table of Contents](#)

**NOTE: ----- through the part no. means it has been discontinued and is not available from Wisconsin
 PITT AUTO ELECTRIC CO * 4085 ALPHA DRIVE * ALLISON PARK, PA 15101
 FACTORY AUTHORIZED WISCONSIN MOTORS DISTRIBUTOR
 TOLL FREE 1-800-245-0711 EXT 2 * TOLL FREE FAX 1-800-551-5908**



Click the part item number for price, availability and ordering

[Return to Table of Contents](#)

Cylinder Block Assembly

Click the part item number for price, availability and ordering

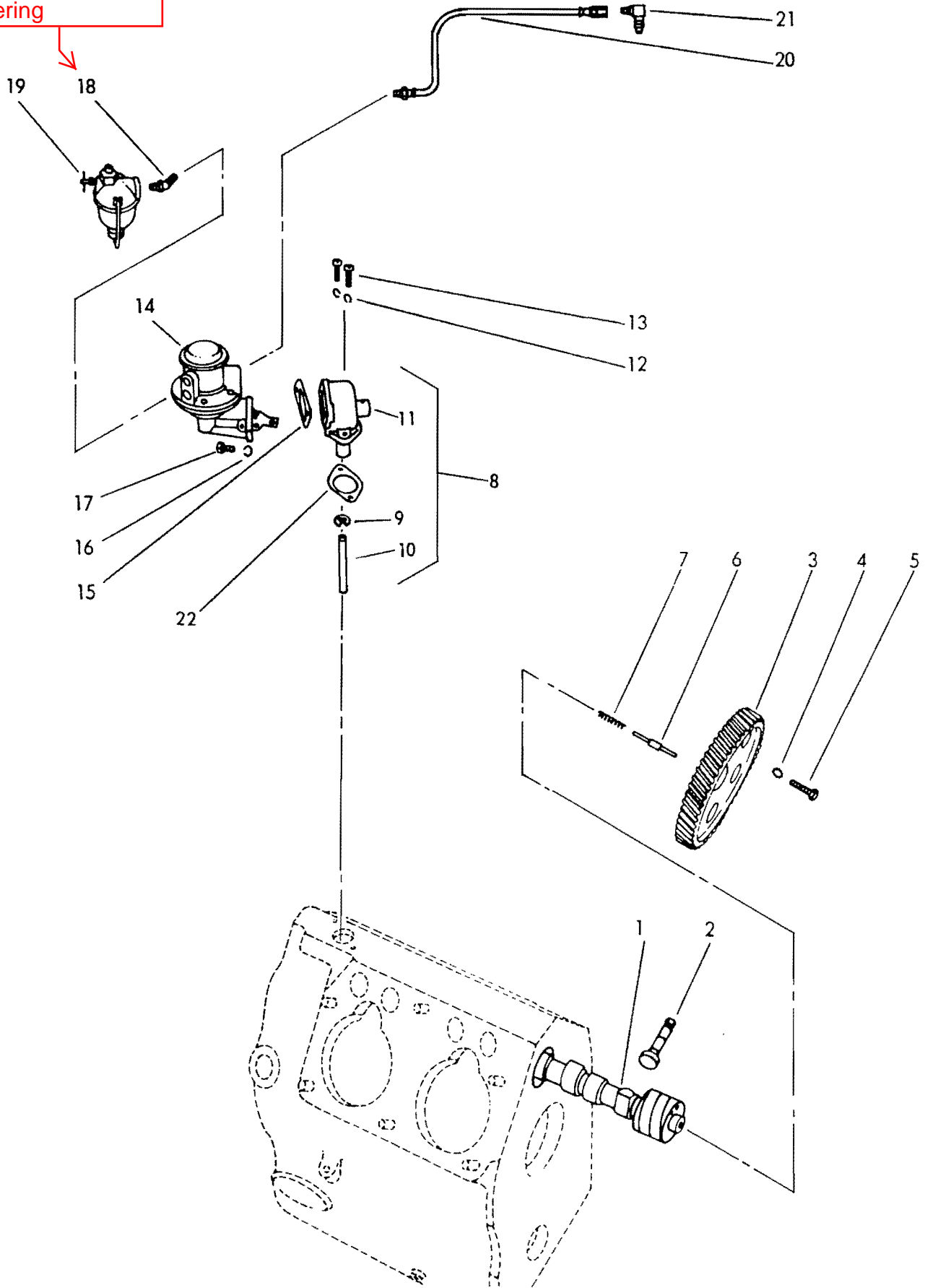
ITEM	PART NO.	DESCRIPTION	QTY
	AA98S9	Cylinder block assembly (includes items 1-11)	2
1	^a AA98	Cylinder block	2
2	AD47	Guide, valve stem	8
3	HG201	Insert, valve seat, inlet.....	4
4	HG282	Insert, valve seat, exhaust (replaced HG273D)	4
5	AE75B	Valve, intake	4
6	AE75D	Valve, exhaust	4
7	AF49A	Valve spring, intake.....	4
8	AF54	Valve spring, exhaust	4
9	AG26	Seat, valve spring, intake	4
10	AG31	Rotator, valve spring seat, exhaust	4
11	AH9	Lock, valve spring seat.....	16
12	QD612A	Gasket, valve inspection cover plate.....	4
13	SA68	Cover plate, valve inspection	4
14	PH442	Washer, 21/64", rubber face	4
15	XD21	Screw, 5/16"-18 x 1-1/2" long	4
16	PC406	Stud, 3/8" x 1-5/8" long	4
17	F61	Valve tappet with adjusting screw (includes item 18)	8
18	^a PB169A	Screw, valve tappet adjusting	8

^a NOT SERVICED SEPARATELY.

Return to Table of Contents

NOTE: ----- through the part no. means it has been discontinued and is not available from Wisconsin
PITT AUTO ELECTRIC CO * 4085 ALPHA DRIVE * ALLISON PARK, PA 15101
FACTORY AUTHORIZED WISCONSIN MOTORS DISTRIBUTOR
TOLL FREE 1-800-245-0711 EXT 2 * TOLL FREE FAX 1-800-551-5908
Page 12

Click the part item number for price, availability and ordering



[Return to Table of Contents](#)

Click the part item number for price, availability and ordering

Camshaft and Fuel Pump Mounting

ITEM	PART NO.	DESCRIPTION	QTY
1	EA113	Camshaft	1
2	F61	Valve tappet with lockscrew	8
3	GB45D	Gear, camshaft	1
4	PE46	Washer, lock, 5/16" external tooth	3
5	XD19	Screw, 5/16"-18 x 1-1/4" long	3
6	PF101	Thrust plunger, camshaft	1
7	PM108	Spring, camshaft thrust plunger	1
8	TF96-18	Adapter assembly, fuel pump drive (includes items 9-11)...	1
9	PK176	Retaining ring	1
10	TA111B1	Plunger, fuel pump	1
11	TB105C	Adapter, fuel pump	1
12	PE3	Washer, 1/4" spring lock	2
13	XD6	Screw, 1/4"-20 x 3/4" long	2
14	^a LP74E	Fuel pump	1
—	LP74ES1	Fuel pump assembly (replaces LP38ES1 & includes item 15) .	1
15	QD538A	Gasket, fuel pump mounting	1
16	PE4	Washer, 5/16" spring lock	2
17	XD15B	Screw, 5/16"-18 x 3/4" long	2
18	RF1397	Elbow 45°, 1/8" pipe, fuel strainer mounting	1
19	LP43	Fuel strainer with shut-off	1
—	^b LQ31	Repair kit, fuel strainer	1
20	RM1049R	Hose, flexible, 3/16" I.D., 11" long	1
21	RF1225	Elbow, fuel inlet, carburetor	1
22	QD67	Gasket, fuel pump adapter	1
—	SA69	Cover, fuel pump pad (not shown) for engines without fuel pump	2
—	XD4	Screw, 1/4"-20 x 1/2" long for fuel pump pad cover	2

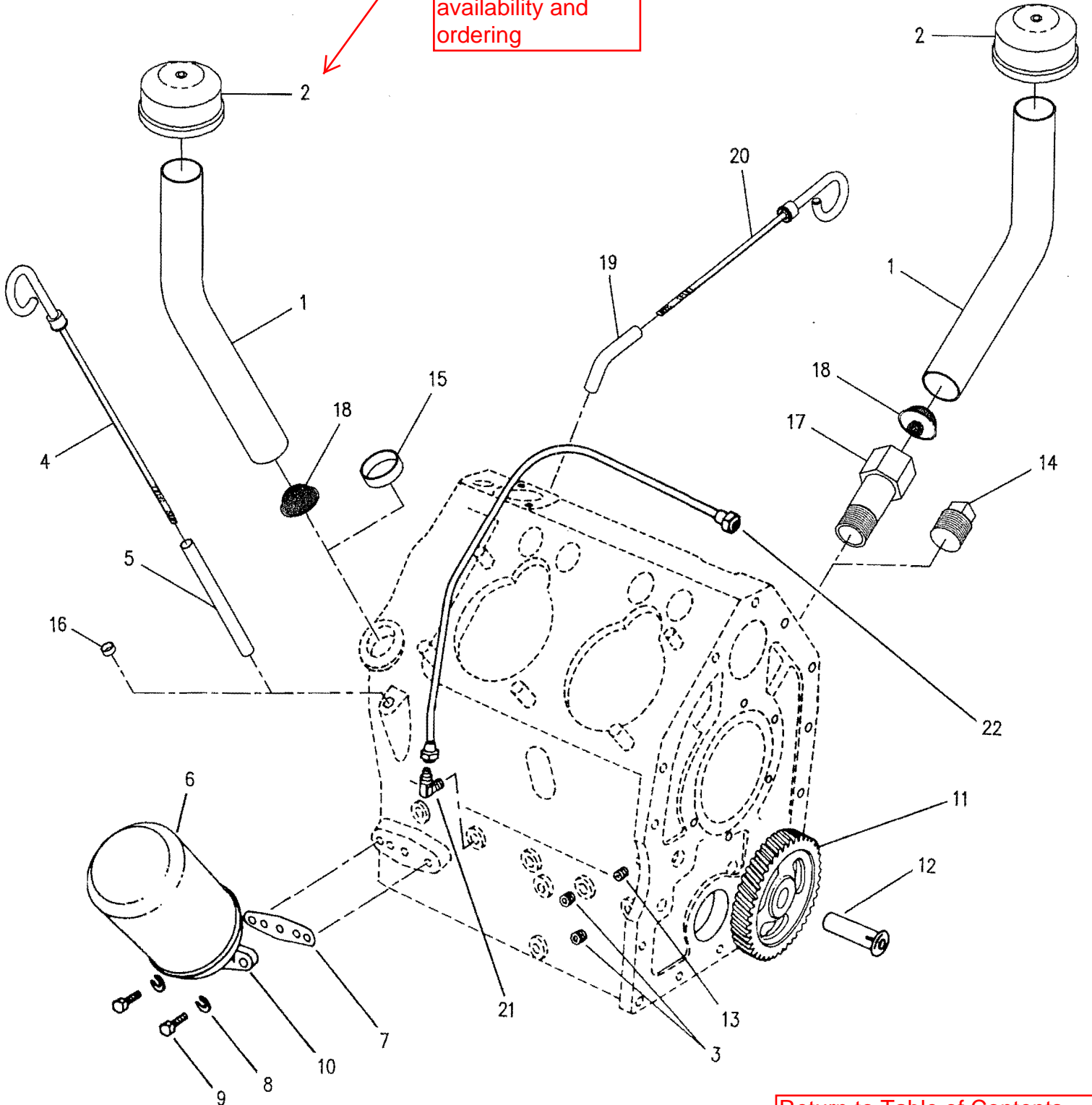
^a NOT SERVICED SEPARATELY.

^b Includes: 1-glass bowl, 1-bowl gasket and 1-filter screen.

[Return to Table of Contents](#)

NOTE: ----- through the part no. means it has been discontinued and is not available from Wisconsin
PITT AUTO ELECTRIC CO * 4085 ALPHA DRIVE * ALLISON PARK, PA 15101
FACTORY AUTHORIZED WISCONSIN MOTORS DISTRIBUTOR
TOLL FREE 1-800-245-0711 EXT 2 * TOLL FREE FAX 1-800-551-5908

Click the part item number for price, availability and ordering



[Return to Table of Contents](#)

**NOTE: ----- through the part no. means it has been discontinued and is not available from Wisconsin
PITT AUTO ELECTRIC CO * 4085 ALPHA DRIVE * ALLISON PARK, PA 15101
FACTORY AUTHORIZED WISCONSIN MOTORS DISTRIBUTOR
TOLL FREE 1-800-245-0711 EXT 2 * TOLL FREE FAX 1-800-551-5908**

Click the part item number for price, availability and ordering

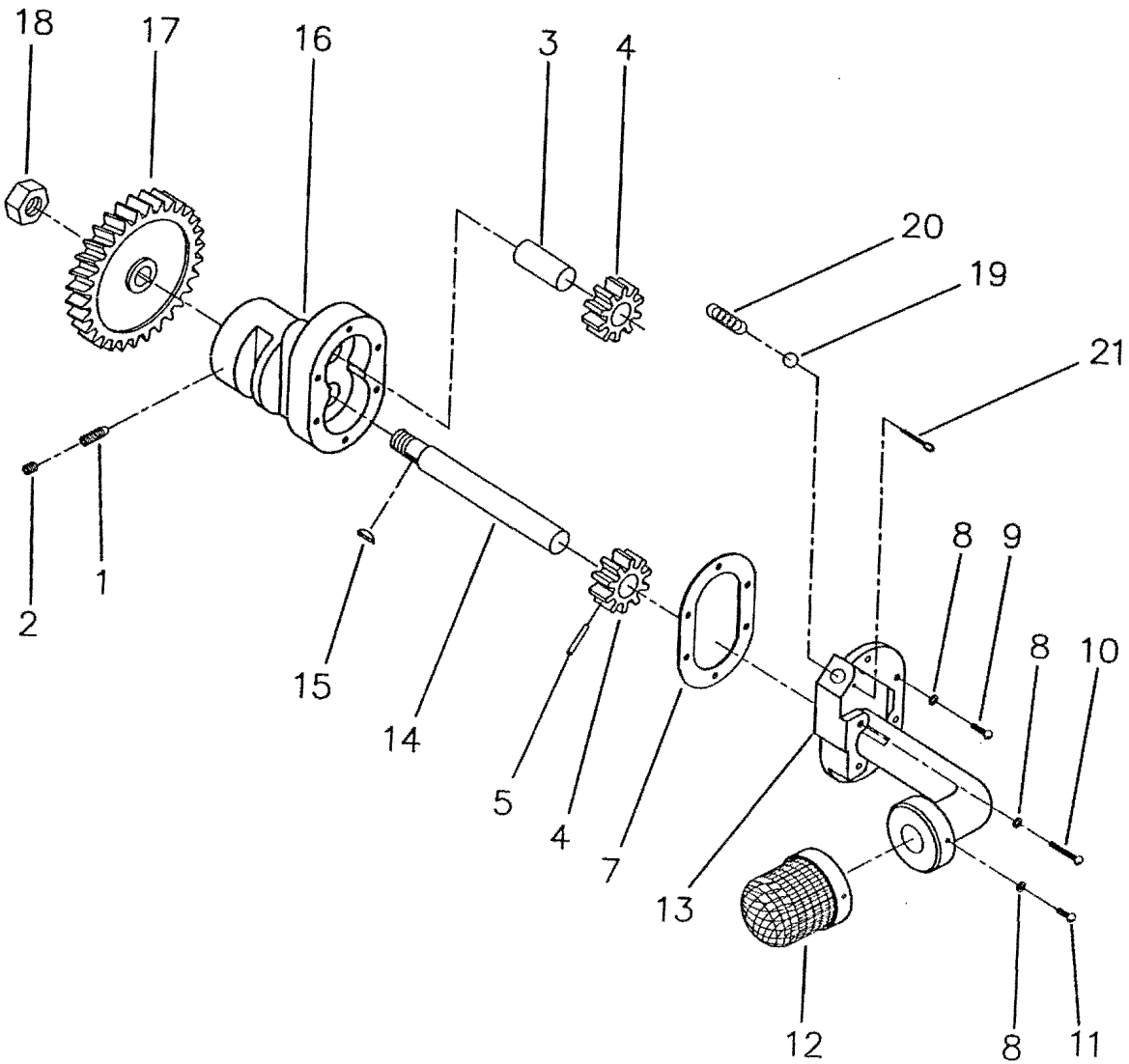
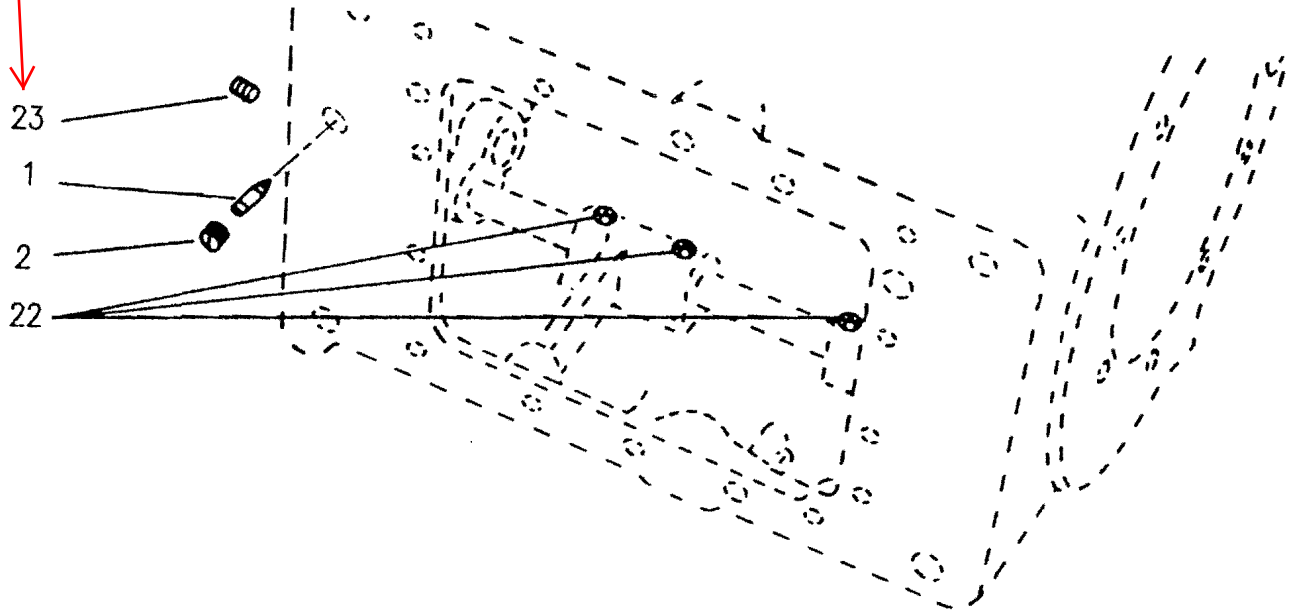
Oil Filler, Oil Filter and Idler Gear (And Related Parts)

ITEM	PART NO.	DESCRIPTION	QTY
1	LJ300P	Tube, oil filler	1
2	LO60	Cap assembly, oil filler and breather	1
3	XK121	Plug, 1/8" pipe, Allen head, countersunk, oil gallery	2
4	RJ173	Oil saber, dipstick, standard, for oil filter side	1
5	RF1495	Tube, oil saber, standard, for oil filter side	1
6	RV52	Oil filter	1
7	QD595A	Gasket, oil filter mounting.....	1
8	PE4	Washer, 5/16", spring lock, for oil filter mounting	2
9	XD17B	Screw, 5/16"-18 x 1" long, for oil filter mounting	2
10	RV52A1	Oil filter base assembly (includes filter base and stud).....	1
11	GC27D	Idler gear (includes HG279 bearing).....	1
12	PJ105	Stud, idler gear	1
13	XE55	Set screw, 5/16"-18 x 3/8" long, for locking idler gear stud .	1
14	XK7	Plug, 3/4" pipe, square head, for plugging front oil filler location on engines equipped with standard oil filler	1
15	SA82A	Cup plug, 1.201", for plugging standard oil filler location on engines equipped with front oil filler	1
16	PF131	Cup plug, 3/8", for plugging unused dipstock location, either side.....	1
17	RB82A	Adapter, for front oil filler	1
18	RC91	Screen (optional)	1
19	RF1495F	Tube, oil saber, for starter side.....	1
20	RJ173A	Oil saber, dipstick, for starter side	1
21	RF1225	Elbow, oil line to governor	1
22	RM675	Tube assembly, 1/4" O.D. x 17-1/4" long, oil gallery to governor.....	1

[Return to Table of Contents](#)

**NOTE: ----- through the part no. means it has been discontinued and is not available from Wisconsin
 PITT AUTO ELECTRIC CO * 4085 ALPHA DRIVE * ALLISON PARK, PA 15101
 FACTORY AUTHORIZED WISCONSIN MOTORS DISTRIBUTOR
 TOLL FREE 1-800-245-0711 EXT 2 * TOLL FREE FAX 1-800-551-5908**

Click the part item number for price, availability and ordering



[Return to Table of Contents](#)

Click the part item number for price, availability and ordering

Oil Pump Assembly & Crankcase Oilers

ITEM	PART NO.	DESCRIPTION	QTY
—	K129A	Oil pump assembly (includes items 1-18)	1
1	PI143B	Screw, lock (for locking pump to crankcase)	1
2	KD121	Plug, 1/8" pipe, Allen head, countersunk	1
3	KD122A	Shaft, stub	1
4	KC66	Gear, internal	2
5	PA64	Pin, 1/8" x 3/4" long	1
7	QD535A	Gasket, pump cover	1
8	PE14	Washer, #10 spring lock	7
9	XA8	Screw, #10-32 x 1/2" long	4
10	XA56	Screw, #10-32 x 1-1/4" long	2
11	XA7	Screw, #10-32 x 3/8" long	1
12	RD112	Stainer, oil	1
13	KF42S2	Cover, oil pump	1
14	KD121B	Shaft, drive	1
15	PL137	Key, Woodruff, No. 1	1
16	KA61D2	Body, oil pump	1
17	GD94C	Gear, oil pump drive, external	1
18	PD195	Locknut, 7/16-20	1
19	ME60	Steel ball, 1/4" dia.	1
20	PM111	Spring compression, relief valve	1
21	XI16	Cotter pin, relief valve, 1/8" x 1" long	1
22	RF1143	Nuzzle, crankcase oil spray	4
23	XK119	Plug, 1/4" pipe, oil header	1

KA61D2S1 SUB-ASSEMBLY CONSISTS OF:

—	KA61D2	Oil pump, body	1
—	KC66	Gear, oil pump	2
—	KD121B	Shaft, oil pump	1
—	KD121A	Shaft, oil pump	1
—	PA64	Pin	1

KD121BS2 SUB-ASSEMBLY CONSISTS OF:

—	KA61D2	Oil pump, body	1
—	KC66	Gear, oil pump	1
—	PA64	Pin	1

[Return to Table of Contents](#)

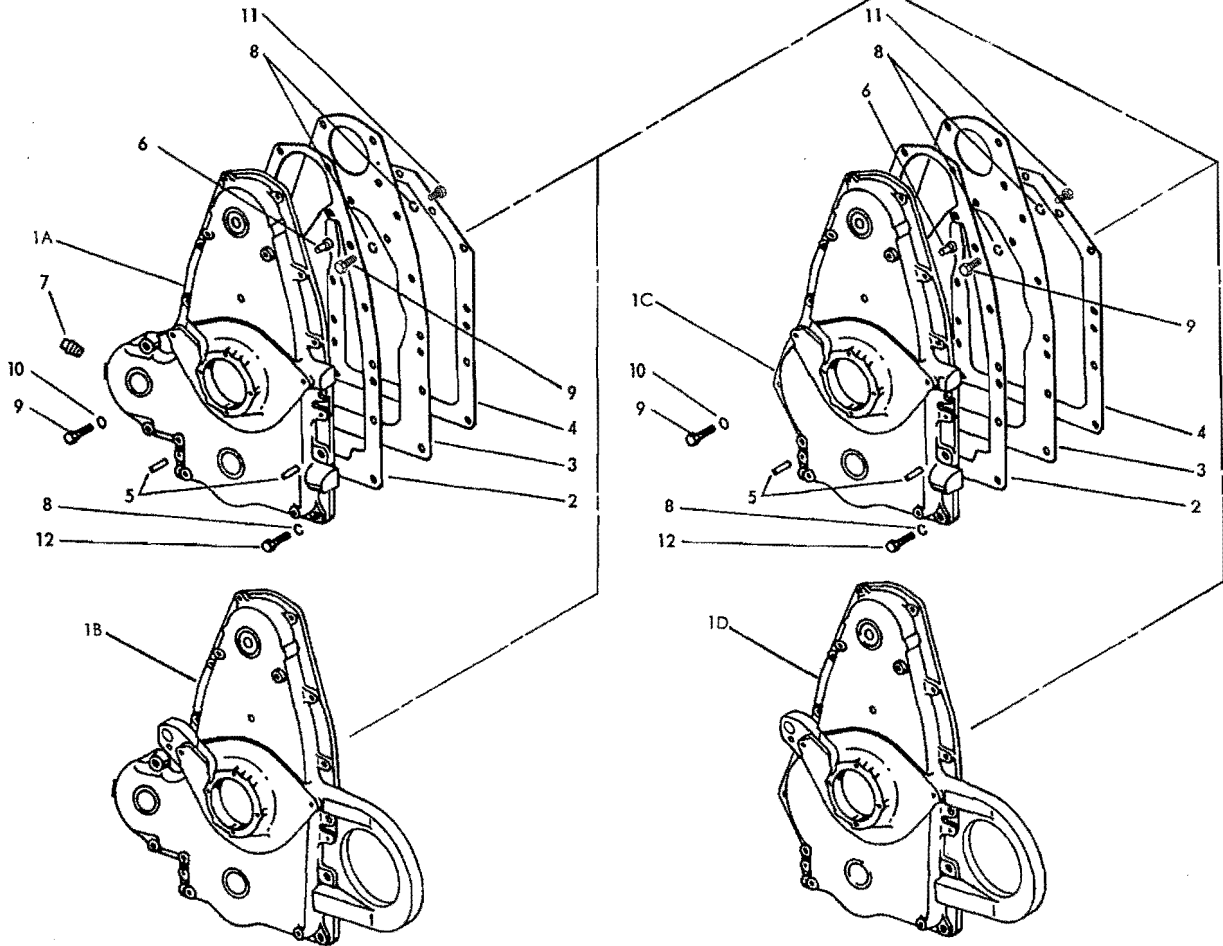
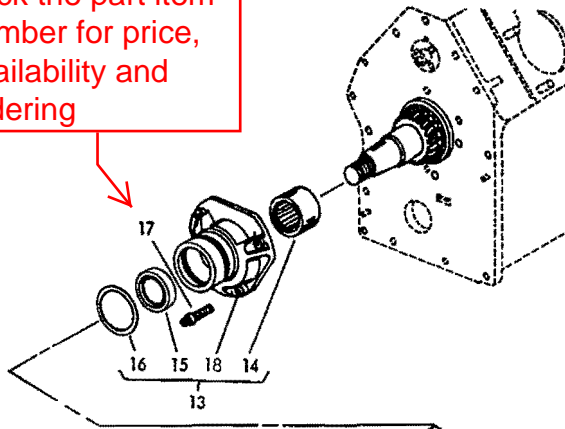
NOTE: ----- through the part no. means it has been discontinued and is not available from Wisconsin

PITT AUTO ELECTRIC CO * 4085 ALPHA DRIVE * ALLISON PARK, PA 15101

FACTORY AUTHORIZED WISCONSIN MOTORS DISTRIBUTOR

TOLL FREE 1-800-245-0711 EXT 2 * TOLL FREE FAX 1-800-551-5908

Click the part item number for price, availability and ordering



[Return to Table of Contents](#)

NOTE: ----- through the part no. means it has been discontinued and is not available from Wisconsin
PITT AUTO ELECTRIC CO * 4085 ALPHA DRIVE * ALLISON PARK, PA 15101
FACTORY AUTHORIZED WISCONSIN MOTORS DISTRIBUTOR
TOLL FREE 1-800-245-0711 EXT 2 * TOLL FREE FAX 1-800-551-5908

Gear Cover, Third Bearing & Related Parts

ITEM	PART NO.	DESCRIPTION	QTY	
			with YA53B Starter	with YA60 Starter
1A	BD100M1S1	Gear Cover Asm (YA53B, side mount distributor/mag and flywheel alternator)	1	
1B	BD100P3S1	Gear Cover Asm (YA60, side mount distributor, and flywheel alternator)	1	
1C	BD116AS2	Gear Cover Asm (YA53B, top mount distributor and flywheel alternator)	1	
1D	BD116B3S2	Gear Cover Asm (YA60, top mount distributor and flywheel alternator)	1	
2	QD611	Gasket, gear cover to spacer plate	1	
	^a QD851A	Gasket, gear cover to spacer plate	1	
3	WE182A	Spacer plate, gear cover	1	
	^a WE418	Spacer plate, gear cover	1	
4	QD614	Gasket, gear cover spacer to crankcase	1	
	QD874	Gasket, gear cover spacer to crankcase	1	
5	PA291	Pin, dowel, gear cover to crankcase	2	
	PA477	Pin, dowel, gear cover to crankcase	2	
6	PF52	Button, camshaft thrust	1	1
7	XK3	Plug (for 1A gear cover only)	1	
8	PE4	Lockwasher, 5/16"	17	17
9	XD14A	Screw, 5/16-18 x 5/8" long	5	5
10	PH14	Washer, 21/64" copper (spacer to crankcase behind idler gear—not shown)	2	2
11	XD15B	Screw, 5/16-18 x 3/4" long (spacer to gear cover)	5	5
12	XD19	Screw, 5/16-18 x 1-1/4" long (gear cover)	9	9
13	BG358AS1	Housing assembly, third bearing *includes items 14-16 & 18)	1	1
14	ME224	Bearing, crankshaft, straight roller	1	1
15	PH299	Seal, oil 1-1/2", crankshaft @ flywheel end	1	1
16	JK72	O-ring seal, third bearing housing	1	1
17	XB88	Capscrew 3/8-16 x 1" long (special) bearing housing	3	3
18	^b _____	Housing, bearing	1	1

^a Order for specific application by giving engine Model, Specification and Serial Number

^b NOT SERVICED SEPARATELY

[Return to Table of Contents](#)

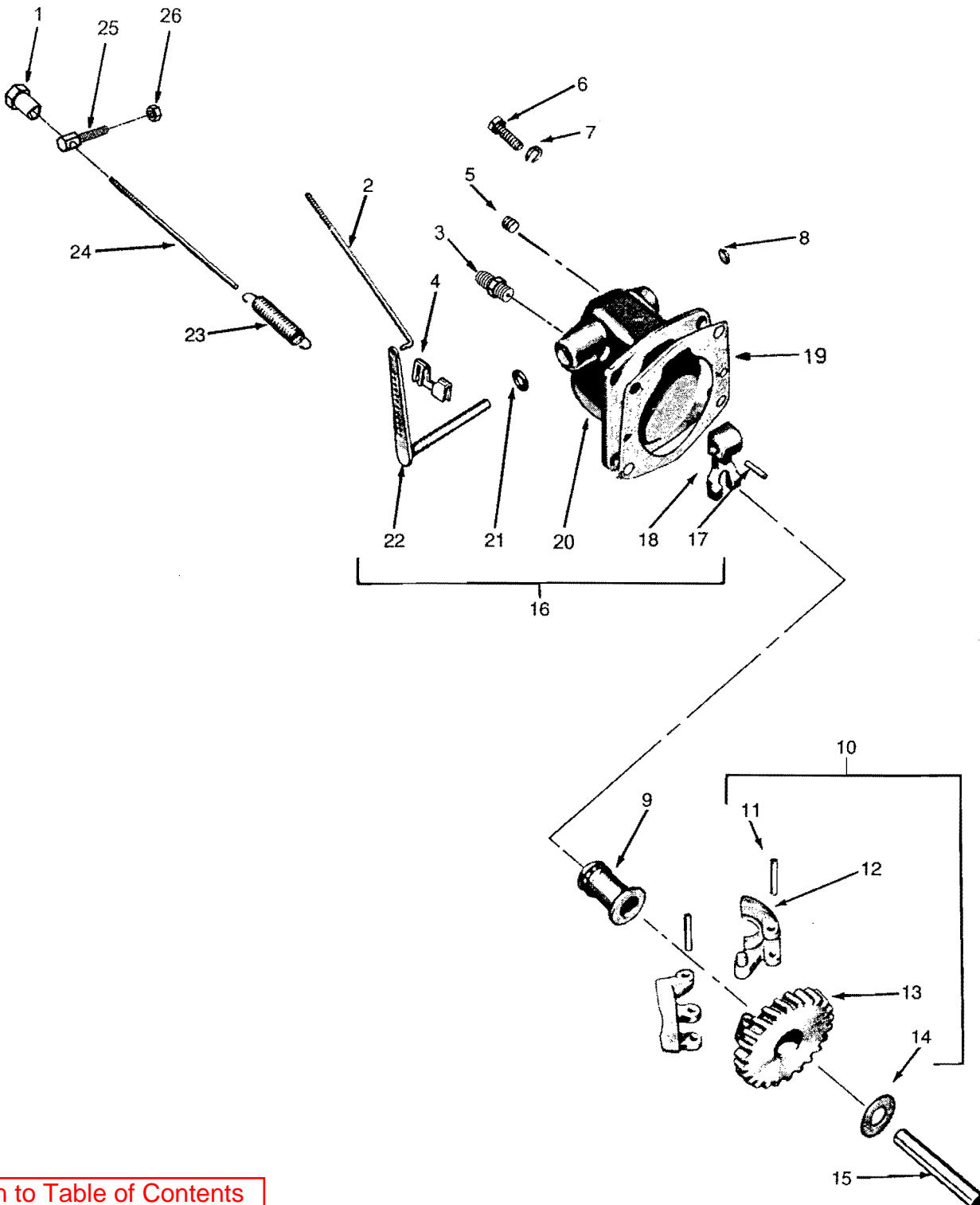
NOTE: ----- through the part no. means it has been discontinued and is not available from Wisconsin

PITT AUTO ELECTRIC CO * 4085 ALPHA DRIVE * ALLISON PARK, PA 15101

FACTORY AUTHORIZED WISCONSIN MOTORS DISTRIBUTOR

TOLL FREE 1-800-245-0711 EXT 2 * TOLL FREE FAX 1-800-551-5908

Click the part item number for price, availability and ordering



[Return to Table of Contents](#)

NOTE: ----- through the part no. means it has been discontinued and is not available from Wisconsin
PITT AUTO ELECTRIC CO * 4085 ALPHA DRIVE * ALLISON PARK, PA 15101
FACTORY AUTHORIZED WISCONSIN MOTORS DISTRIBUTOR
TOLL FREE 1-800-245-0711 EXT 2 * TOLL FREE FAX 1-800-551-5908

Governor

Note: Please call us at 800-245-0711 ext 2 to verify your Governor Model and parts.

Click the part item number for price, availability and ordering

ITEM	PART NO.	DESCRIPTION	QTY
	→ T134U	Governor assembly (includes items 2-4, 16-23 & 27)	1
1	PD173A	Nut, adjusting screw	1
2	VE878S1	Control rod, governor to carb (includes item 4)	1
3	RF269-2	Connector, straight, 1/8" pipe x 1/4" tubing	1
4	PK181	Clip, left hand	1
5	XK121	Plug, 1/8" pipe, Allen head, countersunk	1
6	XD16B	Screw, 5/16-18 x 7/8" long	4
7	PE4	Washer, 5/16", spring lock	4
8	SA52	Plug, 1/2" expansion	1
9	TC391D	Thrust sleeve and bearing	1
10	TC535S1	Gear and flyweight assembly (includes items 11-14)	1
11	^a PA340	Roll pin, 3/16" x 1-1/8" long	2
12	^a TC322DS1	Flyweight assembly (includes TC328D Thrust pin N.S.S.)	2
13	^a GD150	Gear	1
14	PH313A	Washer, flat, 3/8" nom, bushing	1
15	TC388-1	Governor shaft	1
16	TC395S14	Housing assembly (includes items 8, 17, 18, 20, 21 & 22)	1
17	PA367	Roll pin, 1/8" x 3/4" long	1
18	VB151	Yoke	1
19	QD615B	Gasket, housing	1
20	^a TC395	Housing, governor	1
21	PH571	Oil seal	1
22	TC398	Cross shaft and lever	1
23	PM76	Spring, governor	1
24	PI115F	Screw, adjusting, #10-32 x 5-11/16" long	1
25	TC367	Governor adjusting screw support, 1/4-20	1
26	PD77	Nut, 1/4"-20 governor adjusting screw support pin	1
27	RM675	Tube assembly, 1/4" tubing x 17-1/4" long (not shown, see page 13)	1

^a NOT SERVICED SEPARATELY.

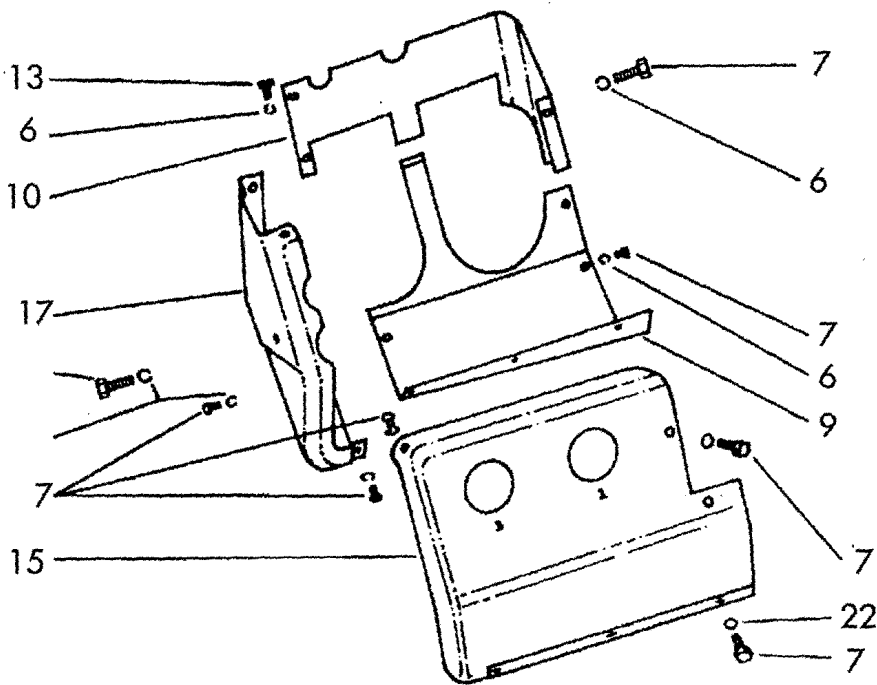
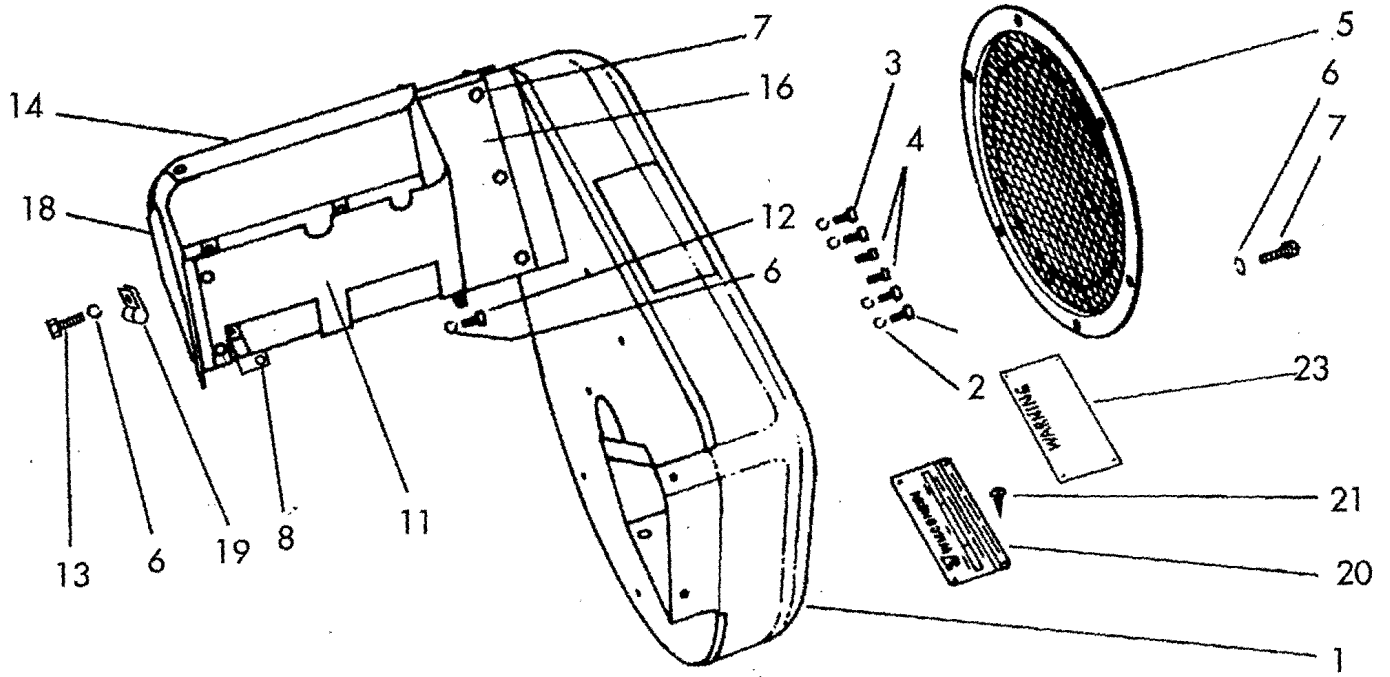
[Return to Table of Contents](#)

NOTE: ----- through the part no. means it has been discontinued and is not available from Wisconsin

PITT AUTO ELECTRIC CO * 4085 ALPHA DRIVE * ALLISON PARK, PA 15101
FACTORY AUTHORIZED WISCONSIN MOTORS DISTRIBUTOR

TOLL FREE 1-800-245-0711 EXT 2 * TOLL FREE FAX 1-800-551-5908

Click the part item number for price, availability and ordering



[Return to Table of Contents](#)

NOTE: ----- through the part no. means it has been discontinued and is not available from Wisconsin
PITT AUTO ELECTRIC CO * 4085 ALPHA DRIVE * ALLISON PARK, PA 15101
FACTORY AUTHORIZED WISCONSIN MOTORS DISTRIBUTOR
TOLL FREE 1-800-245-0711 EXT 2 * TOLL FREE FAX 1-800-551-5908

Click the part item number for price, availability and ordering

Air Shrouding

ITEM	PART NO.	DESCRIPTION	QTY
1	SE74Y	Flywheel air shroud (common)	1
2	PE4	Lockwasher, 5/16" flywheel shroud to gear cover	4
3	XD13	Screw, 5/16"-18 x 1/2" long flywheel shroud to gear cover .	4
4	XD172	Screw, 5/16"-18 x 1/2" long flywheel shroud center holes ...	2
5	SE20H	Screen, flywheel shroud	1
6	PE3	Lockwasher, 1/4" (6-flywheel shroud screen, 4-heat deflectors, 24-air shrouding)	34
7	XA33	Screw, 1/4"-20 x 3/8" long (6-flywheel shroud screen, 2-R.H. heat deflector, 2-rear shroud cover lower holes)	10
8	SE75B	Lower cylinder shroud, R.H.	1
9	SE76B	Lower cylinder shroud, L.H.	1
10	SE77C	Heat deflector, L.H.	1
11	SE77D	Heat deflector, R.H.	1
12	XA34	Screw, 1/4"-20 x 1/2" long (4-heat deflectors to cyl. blocks, 16-air shrouding)	20
13	XA36	Screw, 1/4"-20 x 3/4" long (2-L.H. heat deflector, 2-rear shroud covers top holes)	4
14	SE78C	Cylinder head shroud, R.H.	1
15	SE79C	Cylinder head shroud, L.H.	1
16	SE80	Side cover, flywheel shroud	1
17	SE82C	Rear shroud cover, L.H.	1
18	SE83C	Rear shroud cover, R.H.	1
19	PG314A	Clip, spark plug ignition cables	2
20	SD350	Engine nameplate	1
21	XJ67	Pop rivet, 3/32" x 1/4" long, nameplate mounting	4
22	PH196	Washer, 17/64" cylinder head shroud lower holes	6
23	SD314	Tag, warning on shroud above flywheel	1

[Return to Table of Contents](#)

NOTE: ----- through the part no. means it has been discontinued and is not available from Wisconsin

PITT AUTO ELECTRIC CO * 4085 ALPHA DRIVE * ALLISON PARK, PA 15101

FACTORY AUTHORIZED WISCONSIN MOTORS DISTRIBUTOR

TOLL FREE 1-800-245-0711 EXT 2 * TOLL FREE FAX 1-800-551-5908

Click the part item number for price, availability and ordering



1
(QB75)



2
(QC12A)



3
(QC71A)



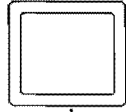
4
(QD67)



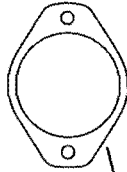
5
(QD538A)



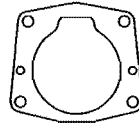
6
(QD595A)



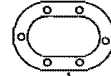
7
(QD877)



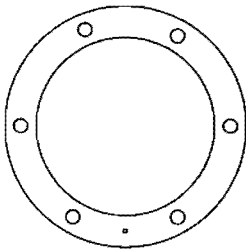
8
(QD616)



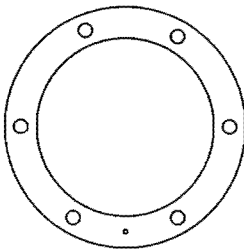
9
(QD615A)



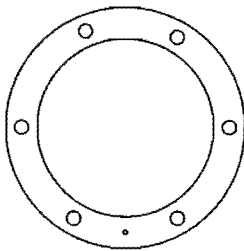
10
(QD535A)



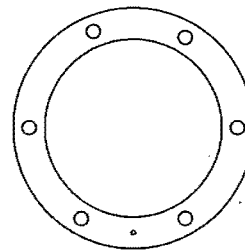
11
(QD527A)



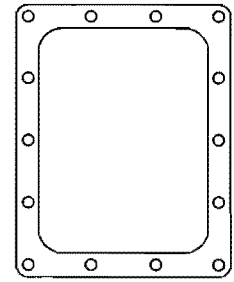
12
(QD527B)



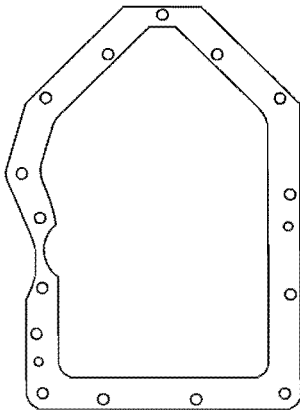
13
(QD527C)



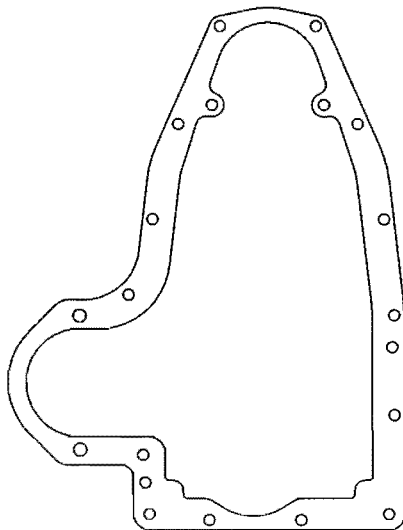
14
(QD527D)



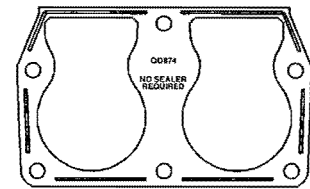
15
(QD610A)



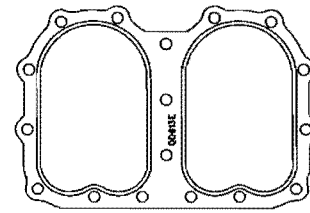
19
(QD614)



18
(QD611)



16
(QD874)



17
(QD613E)

[Return to Table of Contents](#)

Engine Gasket Set

Click the part item number for price, availability and ordering

ITEM	PART NO.	DESCRIPTION	QTY
—	Q12R	Complete Engine Overhaul gasket set, includes items 1 thru 9 & 11 thru 19	1
—	Q28B	Gasket set, valve gringing includes items 1, 7 & 17	1
1	QB75	Gasket, exhaust manifold	6
2	QC12A	Gasket, carburetor	1
3	QC71A	Gasket, carburetor	3
4	QD67	Gasket, fuel pump adapter	1
5	QD538A	Gasket, fuel pump mounting	1
6	QD595A	Gasket, oil filter pad	1
7	QD877	Gasket, valve inspection cover	4
8	QD616	Gasket, accessory drive housing & magneto	1
9	QD615A	Gasket, governor housing	4
10	QD535A	Gasket, oil pump cover (not included in Q12R).....	1
11	QD527A	Gasket, main bearing plate, .0077" thick	2
12	QD527B	Gasket, main bearing plate, .003" thick	1
13	QD527C	Gasket, main bearing plate, .0077" thick	3
14	QD527D	Gasket, main bearing plate, .003" thick	3
15	QD610A	Gasket, crankcase bottom cover	1
16	QD874	Gasket, cylinder block	2
17	QD613E	Gasket, cylinder head	2
18	QD611	Gasket, gear cover.....	1
19	QD614	Gasket, spacer plate, gear cover to c'case	1

[Return to Table of Contents](#)

NOTE: ----- through the part no. means it has been discontinued and is not available from Wisconsin
PITT AUTO ELECTRIC CO * 4085 ALPHA DRIVE * ALLISON PARK, PA 15101
FACTORY AUTHORIZED WISCONSIN MOTORS DISTRIBUTOR
TOLL FREE 1-800-245-0711 EXT 2 * TOLL FREE FAX 1-800-551-5908
Page 26

Note: Please call us at 800-245-0711 ext 2 to verify your Carburetor Model and parts.

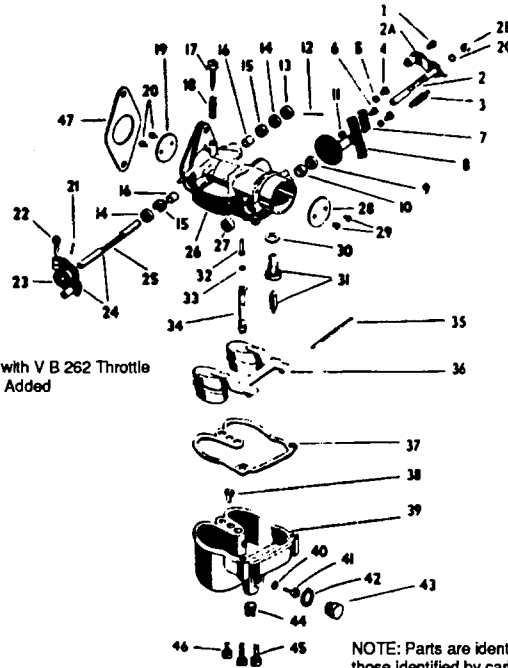
L57 Series (Zenith Model 87A8 Carburetor)

USE WITH MODELS VP4D, VG4D, VH4D, W4-1770

CARB. REF. NO.	ZENITH ASSEM. NO.	WISCONSIN PART NO.	WIS. ENGINE MODEL	CARB. REF. NO.	ZENITH ASSEM. NO.	WISCONSIN PART NO.	WIS. ENGINE MODEL
1	11288	L57	VP4D	6	13821	L57H	VH4D
2	11532	L57-1	VG4D	7	13863	L57K	VH4D
3	12347	L57B	VG4D	8	13884	L57M	W4-1770
4	13401	L57E	VG4D	9		L57M1*	W4-1770
5	13714	L57G	VH4D	10		L57M3	

L57FS1 – no longer available
 L57LS1 – use L57MS1
 LZ57-8 – same as L57-1

* Same as L57M except with VB262 throttle lever and PA379 pin added.



*Same as L57 except with V B 262 Throttle Lever and PA379 Pin Added

Click on the Part No. for price, availability & to add to your cart



ITEM	PART NO.	DESCRIPTION	QTY	ITEM	PART NO.	DESCRIPTION	QTY
1	D 93T8S8-7	Screw, lever swivel (for 1-5, 8) (NLA)	1	5	D 93T41-8	Lock washer, bracket (for 1-5, 7, 8)	2
2	93C105-3	Shaft, choke (for 1-6)	1	6	93T8S8-8	Screw, tube clamp (for 1-5, 8)	1
2A	93C106-2	Lever assembly, choke (for 1-5, 8)	1	7	93C110-7	Clamp, bracket (for 1-5, 8)	1
—	D 93CR106-3A	Lever, choke (for 6,7)	1	8	93C109-60	Bracket, choke (for 1-5, 7, 8)	1
2B	93T22S8	Nut, choke lever	1	9	D † 93C131-4X2	Retainer, choke shaft packing (for 1-3)	1
2C	93T41-10	Lock washer, choke lever nut	1	10	† 93T57-4	Washer, choke shaft packing (for 1-3)	1
3	D 93C112-12	Spring, choke lever (for 1-4, 8)	1				
—	93C112-21	Spring, choke lever (for 5, 7)	1				
4	93C140-58	Screw, bracket (for 1-5, 7, 8)	2				

continued next page

[Return to Table of Contents](#)

NOTE: ----- through the part no. means it has been discontinued and is not available from Wisconsin
PITT AUTO ELECTRIC CO * 4085 ALPHA DRIVE * ALLISON PARK, PA 15101
FACTORY AUTHORIZED WISCONSIN MOTORS DISTRIBUTOR
TOLL FREE 1-800-245-0711 EXT 2 * TOLL FREE FAX 1-800-551-5908
 Page 27

Click on the Part No. for price, availability & to add to your cart

Note: Please call us at 800-245-0711 ext 2 to verify your Carburetor Model and parts.

L57 Series (Zenith Model 87A8 Carburetor) (Cont.)

USE WITH MODELS VP4D, VG4D, VH4D, W4-1770 (see pg. 27)

ITEM	PART NO.	DESCRIPTION	QTY	ITEM	PART NO.	DESCRIPTION	QTY
11	93T21S8	Nut, clamp screw (for 1-5, 8)	1	30	†Δ 93T56-20	Fiber washer, fuel valve seat ...	1
12	93T63-9	Pin, washer retaining (for 1-3)	1	31	† 93C81-17-35	Valve and seat, fuel (for 1-3)	1
13	93C130-4	Washer, shaft thrust (for 1-3) ...	1	—	† 93C81-66-35	Valve and seat, fuel (for 4-8)	1
14	† 93T52-57	Retainer, throttle shaft packing (one required for 4-7)	2	32	D 93C66-96-40	Jet, discharge (for 1)	1
15	† 93T48-9	Seal, throttle shaft (one additional for 4-8)	1	—	D 93C66-104-42	Jet, discharge (for 2-4) (NLA) ...	1
16	93C9-75	Bushing, throttle shaft	2	—	93C66-113-50	Jet, discharge (for 8)	1
17	† 93C46-49	Needle, idle adjusting	1	—	93C66-124-40	Jet, discharge (for 5-7)	1
18	93C111-155	Spring, adjusting needle	1	33	†Δ 93T56-73	Fiber washer, well	1
19	93C21-42	Plate, throttle	1	34	D 93C76-50-1	Well, metering (for 1-7) (NLA)	1
20	† 93T315S5-4	Screw, throttle plate	2	—	93C76-50-3	Well, metering (for 8)	1
21	93T63-9	Roll pin, throttle lever	1	35	† 93C120-18	Axle, float (for 1-3)	1
22	93T8S8-10	Screw, lever stop	1	—	† 93C120-81	Axle, float (for 4-8)	1
23	D 93CR27-472	Lever and stop, throttle (for 1, 2, 4)	1	36	93C85-97	Float assembly	1
—	D 93CR27-465	Lever and stop, throttle (for 6, 7)	1	37	†Δ 93C142-55	Gasket, bowl to body	1
—	D 93CR27-307	Lever and stop, throttle (for 3)	1	38	93C52-2-12	Jet, idle	1
—	D 93CR27-451	Lever and stop, throttle (for 5)	1	39	93B3-129A	Bowl, fuel	1
—	93CR27-472	Lever and stop, throttle (for 8)	1	40	†Δ 93T56-24	Fiber washer, main jet (NLA) ...	1
24	†† 93C29-1037	Shaft and lever, throttle (for 1, 2)	1	41	93C52-7-29	Jet, main (for 5-7)	1
—	D 93C29-1429	Shaft and lever, throttle (for 3)	1	—	93C52-7-34	Jet, main (for 1)	1
—	†† 93C29-1955	Shaft and lever, throttle (for 6, 7)	1	—	93C52-7-38	Jet, main (for 2-4) (use 93T56-73 fiber washer)	1
—	†† 93C29-1688	Shaft and lever, throttle (for 4)	1	—	93C52-7-40	Jet, main (for 8)	1
—	†† 93C29-1886	Shaft and lever, throttle (for 5)	1	42	† PH499	Fiber washer, passage plug	1
—	†† 93C29-1987	Shaft and lever, throttle (for 8)	1	43	93C138-24	Plug, main passage	1
25	N.S.S.	Shaft, throttle	1	44	93T91-1	Plug, 1/8" pipe (bowl drain)	1
26	N.S.S.	Body, throttle	1	45	D 93T301S8-14	Screw, bowl to body (long)	2
27	† 93CR37-1X1	Plug, choke shaft hole (one additional in throttle shaft hole (for 4-7)	1	46	93T301S8-9	Screw, bowl to body (short)	1
28	93C102-113	Plate, choke	1	47	† QC12A	Gasket, flange (Zenith C141-4-6)	3
29	† 93T315S5-4	Screw, choke plate	2	—	93C181-296	Gasket set	1
				—	LQ37	Repair kit (for 1-8)	1

† Parts included in repair kit
 †† Shaft and lever assemblies item 24, includes items 12, 13, 21-23
 Δ Gasket Set

N.S.S. - Not sold separately

NOTE: The idle air bleed bushing and well vent bushing are calibrated parts of the throttle body (item 26) and are not readily removable.

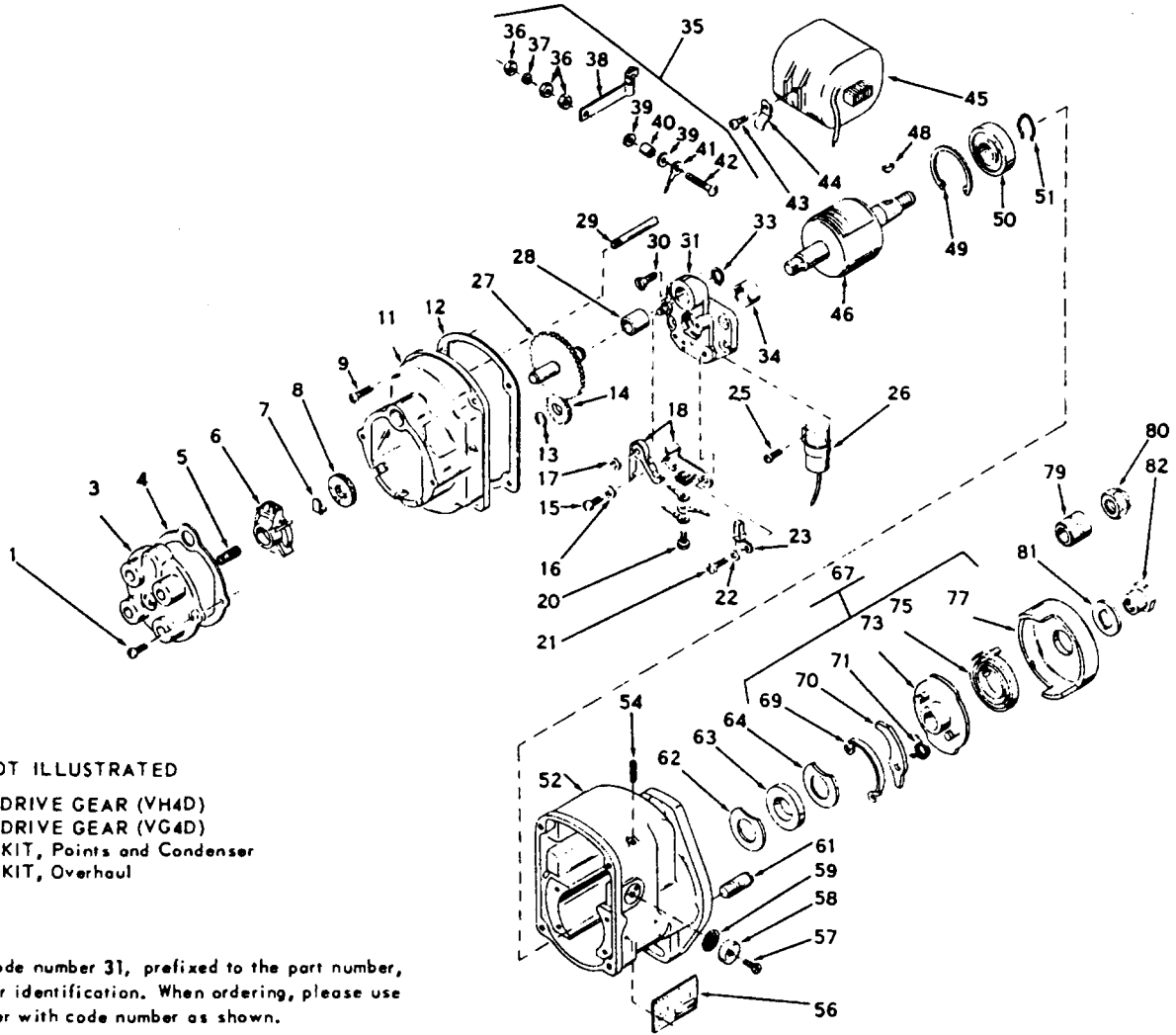
[Return to Table of Contents](#)

NOTE: ----- through the part no. means it has been discontinued and is not available from Wisconsin

PITT AUTO ELECTRIC CO * 4085 ALPHA DRIVE * ALLISON PARK, PA 15101
FACTORY AUTHORIZED WISCONSIN MOTORS DISTRIBUTOR
TOLL FREE 1-800-245-0711 EXT 2 * TOLL FREE FAX 1-800-551-5908
Page 28

NOTE: Please call us at 800-245-0711 ext 2 to confirm your Magneto Model & Parts

Y97S1, Y97S2 Magnetos (Type FMX4B7A)



[Return to Table of Contents](#)

NOTE: ----- through the part no. means it has been discontinued and is not available from Wisconsin

**PITT AUTO ELECTRIC CO * 4085 ALPHA DRIVE * ALLISON PARK, PA 15101
FACTORY AUTHORIZED WISCONSIN MOTORS DISTRIBUTOR
TOLL FREE 1-800-245-0711 EXT 2 * TOLL FREE FAX 1-800-551-5908**

Click on the Part No. for price, availability & to add to your cart

Note: Please call us at 800-245-0711 ext 2 to verify your Magneto Model and parts.

Y97S1, Y97S2 Magnetos

USE WITH MODELS VG4D, VH4D, W4-1770 (see pg. 35)

ITEM	PART NO.	DESCRIPTION	QTY	ITEM	PART NO.	DESCRIPTION	QTY
1	31-8S9D	Screw, no. 8-32 thread x 9/16" long	2	41	31L2514C	Wire	1
3	31W800	Cover	1	42	D31-8S14N	Screw, no. 8-32 thread x 7/8" long	1
4	31B682	Gasket	13	43	31-6S4U	Screw, no. 6-32 thread x 1/4" long	1
5	31E2460B	Brush and spring	1	44	31D6120	Coil clip	1
6	31M2765	Distributor rotor	1	45	31R2477C	Coil	1
D 7	31A2766	Spring clip	1	46	31HW2480	Magnetic rotor	1
8	31G2501	Seal	1	48	31-3K1	Key	1
9	31-10S14D	Screw, no. 10-24 thread x 7/8" long	4	49	31B1498B	Snap ring	1
11	31AZ2430	End cap	1	50	31C5949	Bearing	1
12	31H2498	Gasket	1	51	31B1498D	Snap ring	1
13	31D1498	Snap ring	1	52	31T22425	Housing	1
14	31Q5952	Rotor gear	1	54	D 31-31SS14A	Set screw, coil - 5/16"-24 thread x 7/8" long..	2
15	31-6S6U	Support screw, no. 6-32 thread x 3/8" long..	1	56	D 31N195	Name plate	1
16	31D2458	Washer, no. 6	1	57	31-6S4U	Screw, no. 6-32 thread x 1/4" long	2
17	31C1498G	Snap ring	1	58	D31B6030A	Vent cover	2
18	31A2437A	Point set	1	59	31C6032B	Vent screen	2
D 20	31-6S6Z	Terminal screw, no. 6-32 thread x 3/8" long..	1	61	31S2568	Stop pin	1
21	31-8S6U	Support screw, no. 8-32 thread x 3/8" long..	1	62	31A2492C	Washer	1
22	31B5969	Washer, no. 8	1	63	31G3861	Shaft seal	1
23	31G2788	Cam wick	1	64	31A2492A	Washer	1
25	31-8S5NA	Screw, no. 8-32 thread x 5/16" long	1	67	31BW2563C28	Coupling, 27° lag angle	1
26	31AXMR2433	Condenser	1	69	D31A1498J	Lock spring	1
27	31Y5939	Shaft and gear	1	70	31Q2566	Coupling pawl	2
28	31D5950C	Bearing	1	71	D31S5963	Pawl spring	2
29	31J983A	Lead rod	1	73	D31S2563-27	Hub, 27° lag angle	1
30	31-8S6G	Support screw, no. 8-32 thread x 3/8" long..	1	75	31E2565	Coupling spring	1
D 31	31X4631	Support	1	77	D31Y5957	Coupling shell	1
33	31D1498	Snap ring	1	79	31F2572	Gear bushing	1
34	31A5950A	Bearing	1	80	31M2570	Coupling nut	1
35	31L2514C	Switch	1	—	YQ8	Points and condenser kit (not illustrated)	1
36	31-8N1	Nut	3	—	YQ9	Overhaul kit (not illustrated)	1
D 37	31-8LW5	Lock washer	1	—	GD93C4	Drive gear (VH4D) (not illustrated)	1
38	31M2514	Insulated lever	1	—	GD103-1	Drive gear (VG4D) (not illustrated)	1
39	31C6018	Insulating washer	2				
D 40	31K2457A	Insulating bushing	1				

[Return to Table of Contents](#)

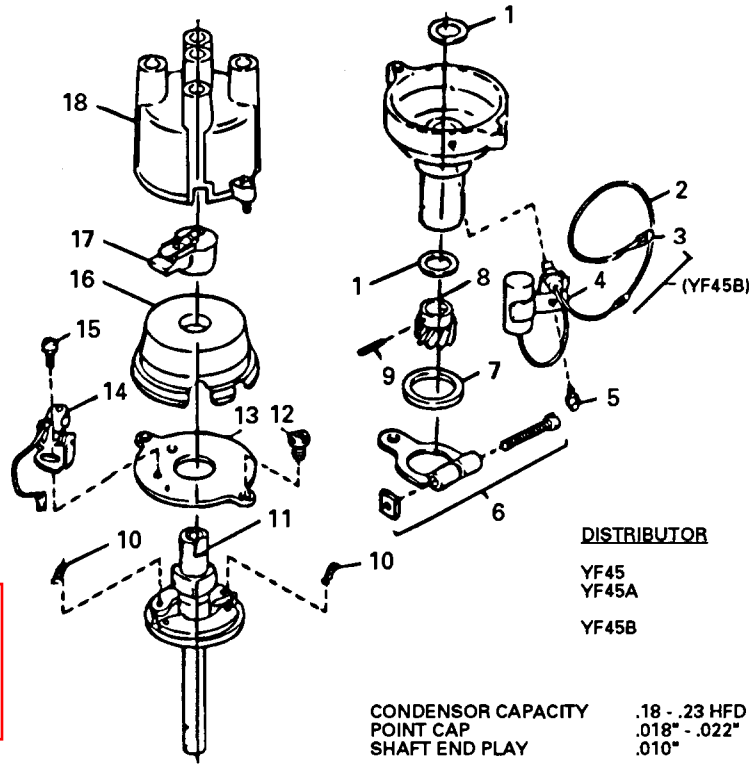
NOTE: ----- through the part no. means it has been discontinued and is not available from Wisconsin

PITT AUTO ELECTRIC CO * 4085 ALPHA DRIVE * ALLISON PARK, PA 15101
FACTORY AUTHORIZED WISCONSIN MOTORS DISTRIBUTOR
TOLL FREE 1-800-245-0711 EXT 2 * TOLL FREE FAX 1-800-551-5908

Note: Please call us at 800-245-0711 ext 2 to verify your Distributor Model and parts.

YF45S1, YF45AS1, YF45B Colt Distributor

USE WITH MODELS VG4D, VH4D, V465D, W4-1770



DISTRIBUTOR	APPLICATION
YF45	VH4D, VG4D, V465D
YF45A	VH4D, W4-1770, (TOP MOUNTED)
YF45B	VG4D (TOP MOUNTED)

CONDENSOR CAPACITY .18 - .23 HFD
POINT CAP .018" - .022"
SHAFT END PLAY .010"

Click on the Part No. for price, availability & to add to your cart

ITEM	PART NO.	DESCRIPTION	QTY	ITEM	PART NO.	DESCRIPTION	QTY
1	* ---	Washer	2	11	* ---	Shaft assembly	1
2	YL394-18	Extension wire (not used with YF453)	1	12	D 31-13001616	Insert	2
3	31-13001655	Clip	1	13	31-13001598	Breaker plate	1
4	* ---	Breaker kit (includes 4, 5, 14, 15, 19)	1	14	* ---	Breaker set	1
5	* ---	Condenser assembly	1	15	* ---	Screw and washer assembly	1
6	D PG54341	Advance arm kit (includes 6, 7)	1	16	31-13001604	Shield	1
7	* ---	Advance arm assembly	1	17	† 31-13001607	Distributor cap and rotor kit (includes 17, 18)	1
8	* ---	Washer	1	18	* ---	Rotor	1
9	* ---	Washer	1	19	* ---	Cap	1
10	† 31-13001661	Pin	1	20	* ---	Lube capsule (not illustrated)	1
11	† 31-13001661	Shaft kit (includes 10, 11)	1			Spacer (not illustrated)	1
12	† 31-13001677	Spring kit	1				
13	† 31-13001678	Gear kit (YF45) (includes 1, 8, 9)	1				
14	† 31-13001678	Gear kit (YF45A) (includes 1, 8, 9, 20)	1				

* Not serviced separately.

† Also sold separately.

[Return to Table of Contents](#)

NOTE: ----- through the part no. means it has been discontinued and is not available from Wisconsin

PITT AUTO ELECTRIC CO * 4085 ALPHA DRIVE * ALLISON PARK, PA 15101
FACTORY AUTHORIZED WISCONSIN MOTORS DISTRIBUTOR
TOLL FREE 1-800-245-0711 EXT 2 * TOLL FREE FAX 1-800-551-5908

Note: Please call us at 800-245-0711 ext 2 to verify your Distributor Model and parts.

**YF50S1, YF50AS1, YF50BS1, Y50CS1, YF50DS1 & YF50ES1
Ignition Distributor**

USE WITH MODELS VH4D, VG4D, W4-1770, V465D

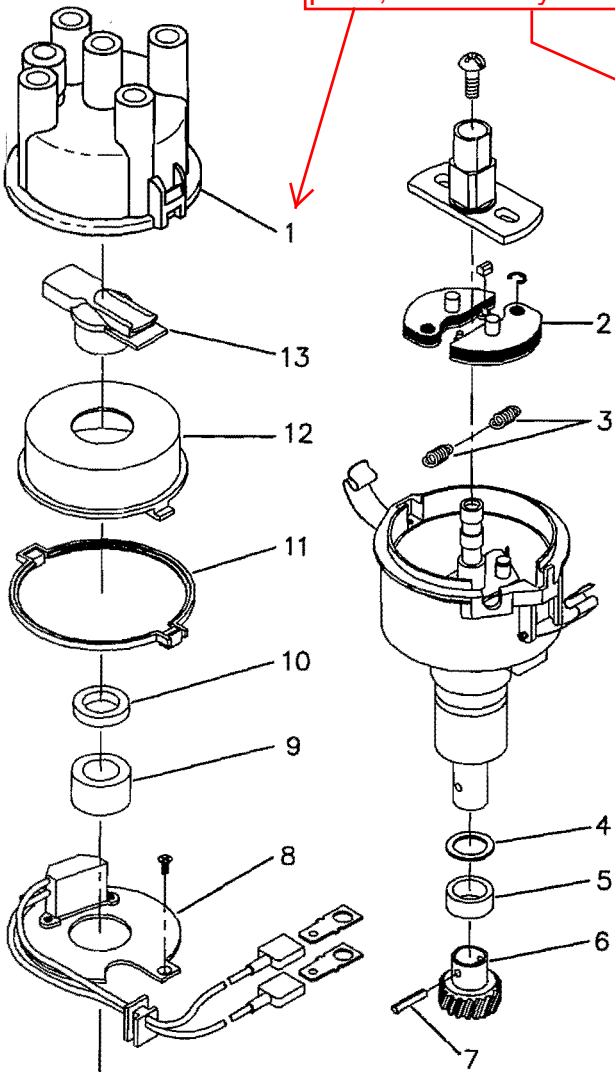
DISTRIBUTOR

APPLICATION

**YF50S1 S/S YF50CS1
YF50AS1 S/S YF50DS1
YF50BS1 S/S YF50ES1**

VH4D, VG4D, W4-1770 & V465D (SIDE MOUNT)
VH4D, W4-1770 (TOP MOUNT)
VG4D, V465D (TOP MOUNT)

Click the part item number for price, availability and ordering



SHAFT END PLAY: .001"-.015"

ITEM	PART NO.	DESCRIPTION	QTY
—	20121016	Distributor cap and gasket (replaces 20121003) includes items 1 & 11	1
1	* — — —	Vented distributor cap	1
2	20120015	Advance weights set	1
3	20120012	Advance spring set	1
—	20121001	Gear kit for YF50, YF50A, YF50C & YF50D, includes items 4-7	1
—	GF99S1	Gear kit for YF50B & YF50E includes items 4, 6 & 7	1
4	* — — —	Thrust washer set	1
5	* — — —	Spacer	1
6	* — — —	Gear	1
7	PA367	Roll pin	1
8	20120005	Electronic module (includes screws)	1
9	20120004	Magnet assembly	1
—	20121020	Rotor and spacer (replaces 20121006) includes items 10-13	1
10	† 20120011	Rotor spacer	1
11	† 20120010	Distributor cap gasket	1
12	20120003	Dust cover	1
13	* — — —	Rotor	1
—	YL394-18	Wire, extension (not illustrated)	1
—	YL396A18	Wire, extension (not illustrated)	1

*Not serviced separately.
†Also sold separately.

[Return to Table of Contents](#)

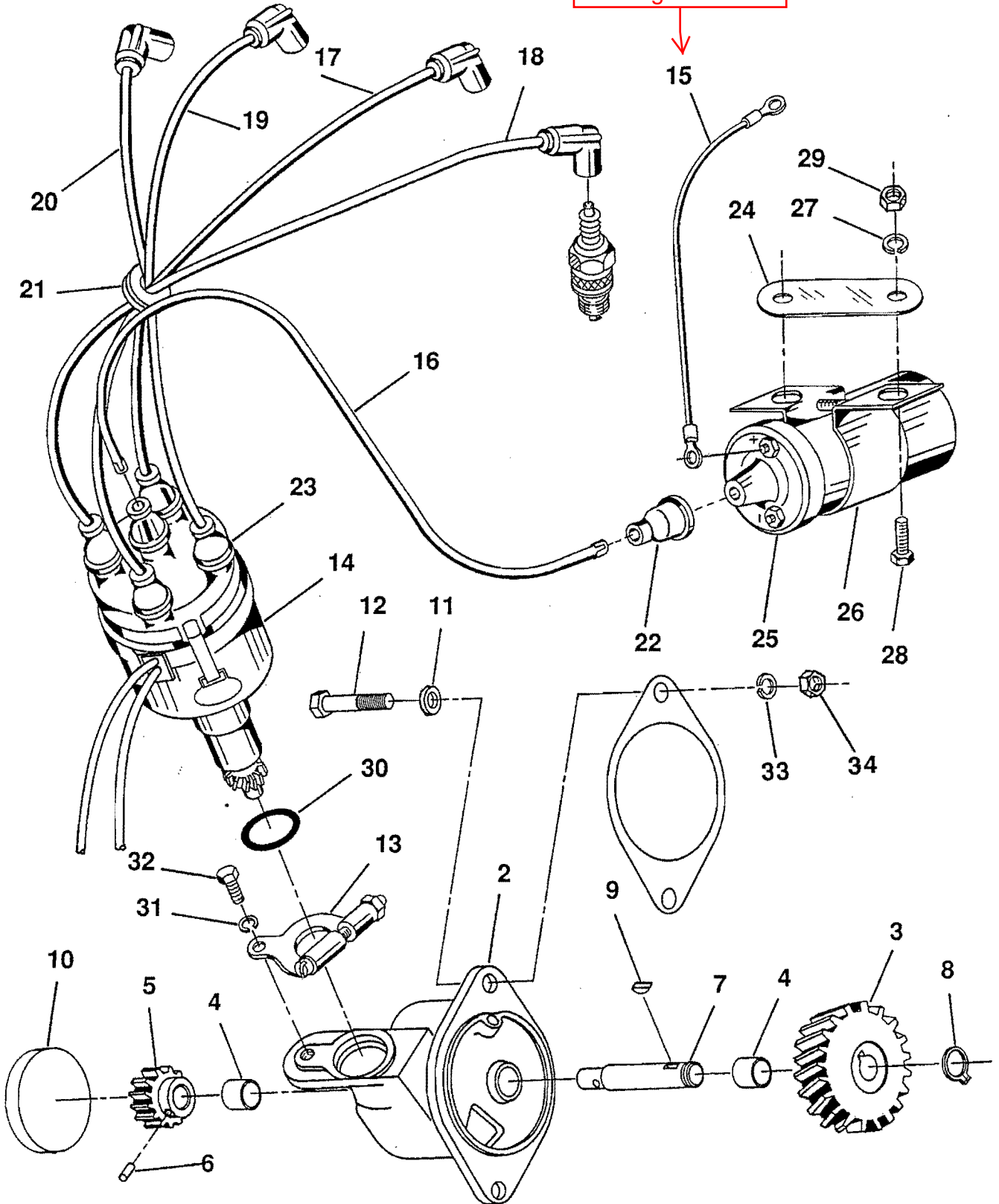
NOTE: ----- through the part no. means it has been discontinued and is not available from Wisconsin

**PITT AUTO ELECTRIC CO * 4085 ALPHA DRIVE * ALLISON PARK, PA 15101
FACTORY AUTHORIZED WISCONSIN MOTORS DISTRIBUTOR
TOLL FREE 1-800-245-0711 EXT 2 * TOLL FREE FAX 1-800-551-5908**

Note: Please call us at 800-245-0711 ext 2 to verify your Distributor Model and parts.

DISTRIBUTOR, COIL, SPARK PLUG WIRES and ACCESSORY DRIVE

Click the part item number for price, availability and ordering



[Return to Table of Contents](#)

Note: Please call us at 800-245-0711 ext 2 to verify your Distributor Model and parts.

DISTRIBUTOR, COIL, SPARK PLUG WIRES, and ACCESSORY DRIVE

Click the
part item
number for
price,
availability
and
ordering

ITEM	PART NO.	DESCRIPTION	QTY
—	EKA142	Distributor & coil assembly (production assembly (not sold) service with components)	1
1	QD616	Gasket, housing	1
—	QD616A	Gasket, housing (optional - premium, no sealer required)	1
—	TF129CS2	Assy Dist. Drive (includes items 2, 3, 5, 6, 7, 8, 9)	1
2	TB146S1	Housing assembly (includes items 4, 10 & 30)	1
3	GD140A	Drive Gear	1
4	HG182	Bushing	2
—	JJ324	Drive shaft & gear assembly (includes items 5, 6, & 7)	1
5	GF88	Distributor Gear	1
6	PA367	Pin, 1/8" x 3/4" long	1
7	TA132	Drive shaft	1
8	PK109	Lock ring, drive gear	1
9	PL161	Woodruff key, drive gear	1
10	X02288	Cup plug 1-1/2"	1
11	PH22A	Lockwasher, 3/8"	2
12	XD32	Screw, 3/8" - 16 x 2"	2
13	PG543A1	Advance arm, distributor	1
14	** YF50C	Distributor, solid state (includes extension wires)	1
15	YL352-23	Wire, ignition switch to coil (+)	1
16	YL358-12	Wire, ignition coil to distributor	1
17	* YL339-28	Wire, spark plug - No. 1 cylinder	1
18	* YL339-40	Wire, spark plug - No. 2 cylinder	1
19	* YL339-36	Wire, spark plug - No. 3 cylinder	1
20	* YL339-42	Wire, spark plug - No. 4 cylinder	1
21	* PH198	Grommet	1
22	YD20A	Terminal protector	1
23	YD20	Terminal protector	5
24	PG791	Coil strap	1
25	YF41A	Ignition coil & bracket (includes item 26)	1
26	PG1368	Coil bracket	1
—	10181001	Coil Kit (includes items 25, 26 & Pg 556B)	1
27	PE4	Lockwasher, 5/16"	2
28	XD15B	Screw, 5/16" - 18 x 3/4" long	2
29	PD78	Nut, 5/16" - 18	2
—	PG314A	Clip, plug wire (not shown)	2
—	YL286G	Ignition wire set (not shown)	1
30	JK59	O - ring	1
31	PE3	Lockwasher, 1/4"	1
32	XD5	Screw, 1/4" - 20 x 5/8" long	1
33	PE5	Lockwasher, 3/8"	2
34	PD79	Nut, 3/8" - 16	2

* Included in YL286G ignition wire set

** See page 43 for Ignition Distributor parts breakdown

[Return to Table of Contents](#)

NOTE: ----- through the part no. means it has been discontinued and is not available from Wisconsin

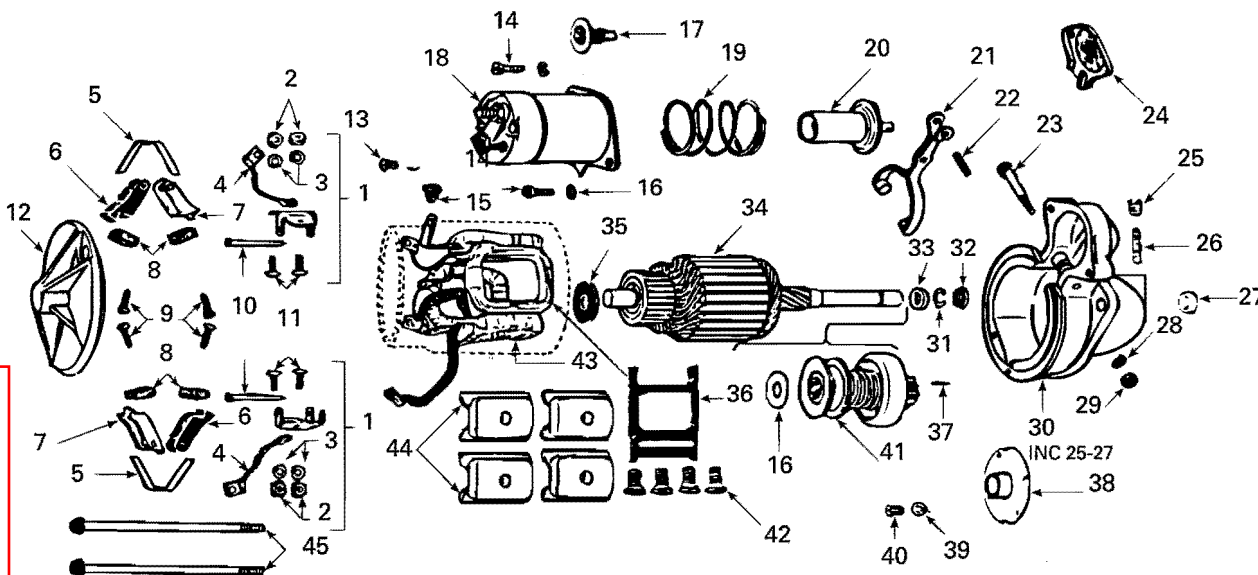
PITT AUTO ELECTRIC CO * 4085 ALPHA DRIVE * ALLISON PARK, PA 15101

FACTORY AUTHORIZED WISCONSIN MOTORS DISTRIBUTOR

TOLL FREE 1-800-245-0711 EXT 2 * TOLL FREE FAX 1-800-551-5908

Note: Please call us at 800-245-0711 ext 2 to verify your Starter Model and parts.

YA60 (12 Volt) Starting Motor Assemblies, Delco Remy No. 1998424



Click the part item number for price, availability and ordering

ITEM	PART NO.	DESCRIPTION	QTY	ITEM	PART NO.	DESCRIPTION	QTY
1	18-1928015	Support brush holder (includes 2-4, 10, 11)	2	28	* ———	Lock washer	1
2	* ———	Nut	4	29	* ———	Nut	4
3	* ———	Lock washer	4	30	18-1965225	Drive housing (includes item 27)	1
4	* ———	Lead	2	31	18-1928022	Ring	1
5	18-1926622	Spring	2	32	18-1928023	Collar	1
6	* ———	Brush holder	2	33	18-1928021	Collar	1
7	* ———	Brush holder	2	34	18-1947353	Armature	1
8	18-1906945	Brush	4	35	18-1914842	Washer	1
9	* ———	Screw	2	36	18-1976832	Insulator	1
—	* ———	Screw	2	37	18-809593	Dowel pin	1
10	* ———	Pin	2	38	18-820149	Center bearing plate (includes 18-1894023)	1
11	* ———	Screw	4	39	* ———	Lock washer	4
12	18-1974157	Frame	1	40	* ———	Screw	4
13	* ———	Screw	1	41	18-1877350	Drive assembly	1
14	* ———	Screw	2	42	* ———	Screw	4
15	18-1893370	Grommet	1	43	18-1974375	Field coil assembly	1
16	* ———	Washer	1	44	* ———	Pole shoe	4
17	18-1978337	Contact assembly	1	45	18-1939970	Thru bolt	1
18	18-1114524	Solenoid switch assembly	1	—	18-1978333	Nut, M10 x 1.5 (not illustrated)	2
19	18-1978281	Spring	1	—	18-1978336	Nut, M5 x 0.8 (not illustrated)	2
20	18-1978891	Plunger	1				
21	18-1951567	Shift lever	1				
22	18-1987049	Pin	1				
23	18-1932197	Stud	1				
24	18-1970263	Boot	1				
25	* ———	Plug	1				
26	18-1916439	Wick	1				
27	18-1862383	Bushing	1				

* Not serviced separately.

[Return to Table of Contents](#)

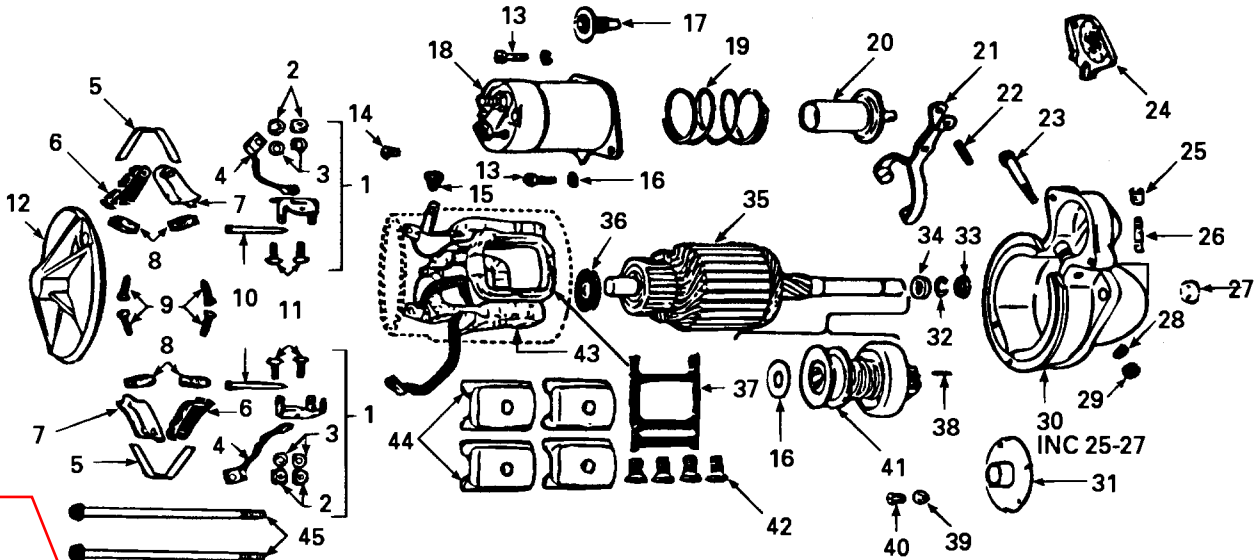
NOTE: ----- through the part no. means it has been discontinued and is not available from Wisconsin

PITT AUTO ELECTRIC CO * 4085 ALPHA DRIVE * ALLISON PARK, PA 15101
FACTORY AUTHORIZED WISCONSIN MOTORS DISTRIBUTOR
TOLL FREE 1-800-245-0711 EXT 2 * TOLL FREE FAX 1-800-551-5908

Note: Please call us at 800-245-0711 ext 2 to verify your Starter Model and parts.

YA53B, YA53B1 * Starting Motor Assemblies, Delco Remy No. 1998299

USE WITH MODELS W2-1230, W2-1235, W2-1250, W4-1770 (BEGINNING WITH SERIAL NO. 6047578),
 VG4D, (BEGINNING WITH SERIAL NO. 6053300), VH4D (BEGINNING WITH SERIAL NO. 6047578)



Click the part item number for price, availability and ordering

ITEM	PART NO.	DESCRIPTION	QTY	ITEM	PART NO.	DESCRIPTION	QTY
1	18-1928015	Support brush holder (includes 2-4, 10, 11).....	2	28	* ---	Lock washer	1
2	* ---	Nut	4	29	* ---	Nut	4
3	* ---	Lock washer	4	30	D 18-1965225	Drive housing (includes item 27)	1
4	* ---	Lead	2	31	D 18-820149	Center bearing plate (includes bushing)	1
5	18-1926622	Spring	2	---	18-1894023	Bushing	1
6	* ---	Brush holder	2	32	18-1928022	Ring	1
7	* ---	Brush holder	2	33	18-1928023	Collar	1
8	18-1906945	Brush	4	34	18-1928021	Collar	1
9	* ---	Screw	2	35	18-1947353	Armature	1
---	* ---	Screw	2	36	18-1914842	Washer	1
10	* ---	Pin	2	37	18-1976832	Insulator	1
11	* ---	Screw	4	38	18-809593	Dowel pin	1
12	18-1974157	Frame	1	39	* ---	Lock washer	4
13	* ---	Screw	2	40	* ---	Screw	4
14	* ---	Screw	1	41	18-1877348	Drive assembly	1
15	18-1893370	Grommet	1	42	* ---	Screw	4
16	* ---	Washer	1	43	D 18-1974375	Field coil assembly	1
17	18-1978337	Contact assembly	1	44	* ---	Pole shoe	4
18	18-1114524	Solenoid switch	1	45	18-1939970	Thru bolt	1
19	18-1978281	Spring	1	---	18-1941111	Thru bolt	1
20	D 18-1987391	Plunger	1	---	18-1978333	Nut, M10 x 1.5	2
21	18-1951567	Shift lever	1	---	18-1978336	Nut, M5 x 0.8	2
22	18-1987049	Pin	1				
23	18-1932197	Stud	1				
24	D 18-1970263	Boot	1				
25	* ---	Plug	1				
26	D 18-1916439	Wick	1				
27	18-1862383	Bushing	1				

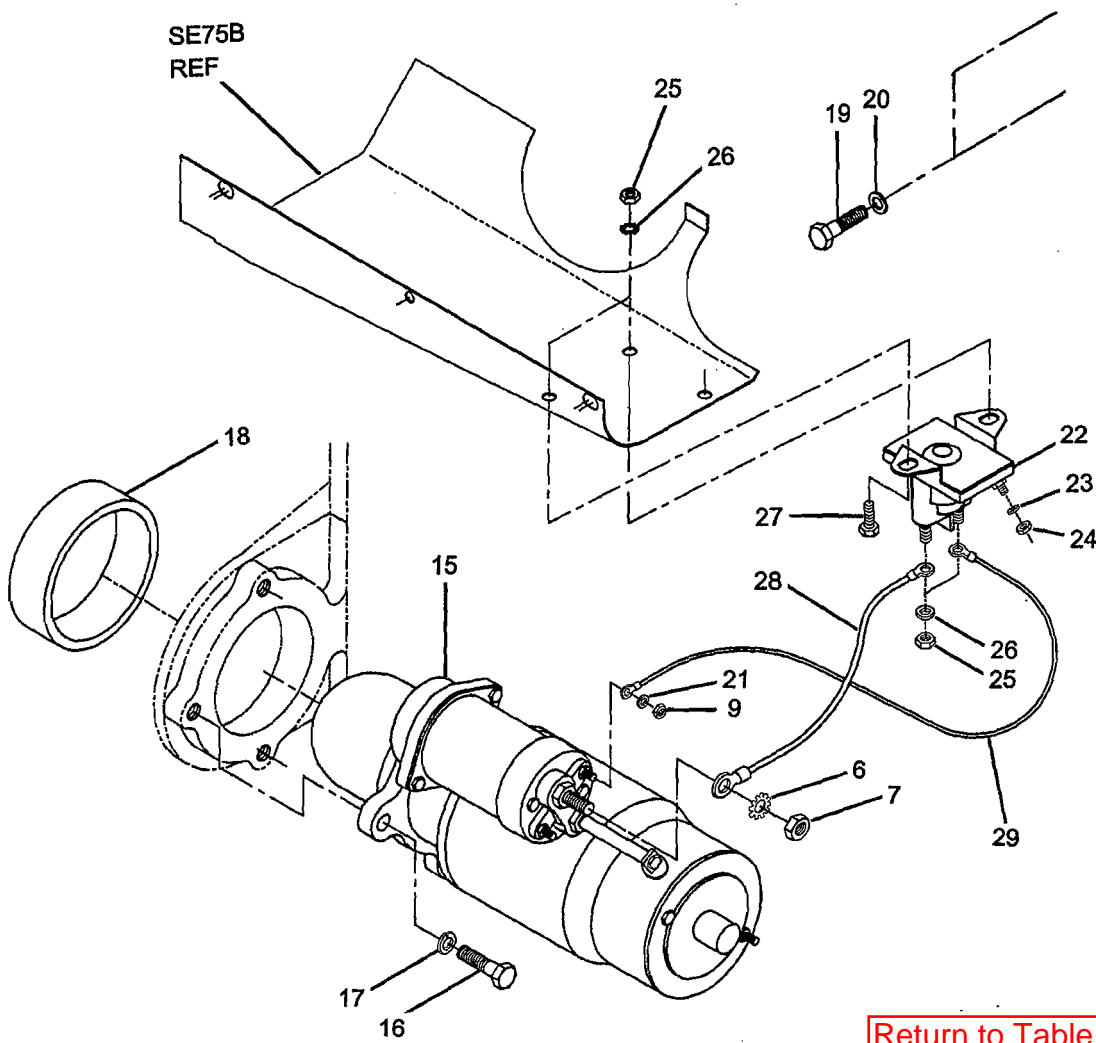
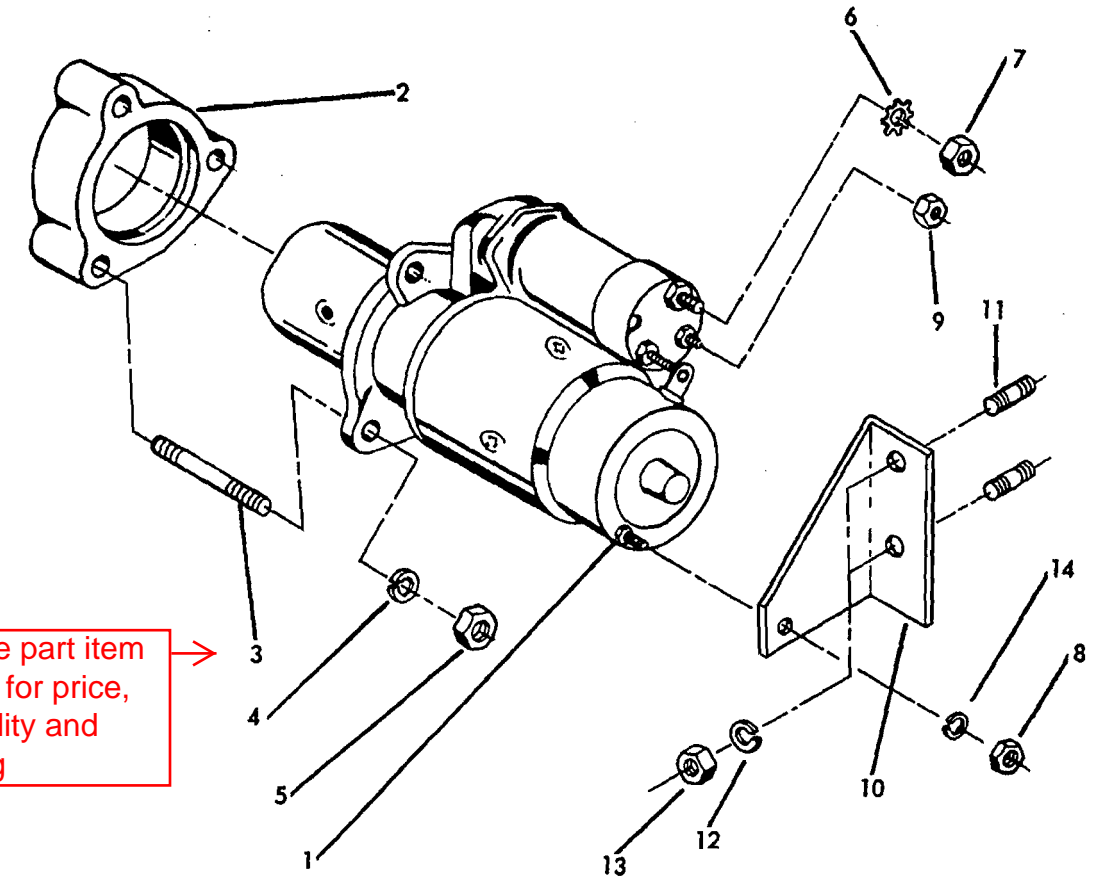
* Not serviced separately.
 ** YA53B1 - same as YA53B except location of Thru bolt (Ref. 45) reversed.

[Return to Table of Contents](#)

NOTE: ----- through the part no. means it has been discontinued and is not available from Wisconsin

PITT AUTO ELECTRIC CO * 4085 ALPHA DRIVE * ALLISON PARK, PA 15101
FACTORY AUTHORIZED WISCONSIN MOTORS DISTRIBUTOR
TOLL FREE 1-800-245-0711 EXT 2 * TOLL FREE FAX 1-800-551-5908

Click the part item number for price, availability and ordering



[Return to Table of Contents](#)

Click the part item number for price, availability and ordering

Note: Please call us at 800-245-0711 ext 2 to verify your Starter Model and parts.

Starting Motor Assembly (EEA109 & EEA142)

ITEM	PART NO.	DESCRIPTION	QTY
1	^b YA53B	Starting motor, 12 volt (includes items 7 & 9)	1
2	BG328	Adapter, starting motor	1
3	PC542	Stud 3/8" x 2-15/16", adapter and starter	3
4	PE5	Lockwasher, 3/8"	3
5	PD79	Nut, 3/8"-16	3
6	PE56A	Lockwasher, 3/8" external tooth	1
7	XM35000	Nut, M10 x 1.5 thread	
8	PD77	Nut, 1/4"-20	1
9	XM35004	Nut, M5 x 0.8 thread	
10	PG1301	Bracket, starter support.....	1
11	PC396	Stud 5/16" x 1-3/16", starter bracket	2
12	PE4	Lockwasher, 5/16"	2
13	PD10	Nut, 5/16"-24	2
14	PE3	Lockwasher, 1/4"	1
15	^c YA60	Starting motor, 12 volt (includes items 7 & 9)	1
16	XD29C	Screw 3/8" -16 x 1-1/4"	3
17	PE5	Lockwasher, 3/8"	3
18	LL222	Cover - starter Bendix	1
19	XD13A	Screw 5/16" - 18 x 1/2"	2
20	PH14	Washer-Flat 21/64 Copper	2
21	^a _ _ _	Lockwasher M5	1
OPTIONAL—			
22	90121001	Relay-Solenoid Operated	1
23	PE45	Lockwasher-#10 External Tooth	1
24	PD115	Nut, 10-32	1
25	PD77	Nut, 1/4 - 20	4
26	PE34A	Lockwasher, 1/4" External Tooth.....	4
27	XD4	Screw - 1/4 - 20 x 1/2	2
28	20120040	Wire Assembly 10 AWG	1
29	YL355-5	Wire Assembly 14 AWG	1

^a NOT SERVICED SEPARATELY

POSITIVE ENGAGEMENT STARTERS:

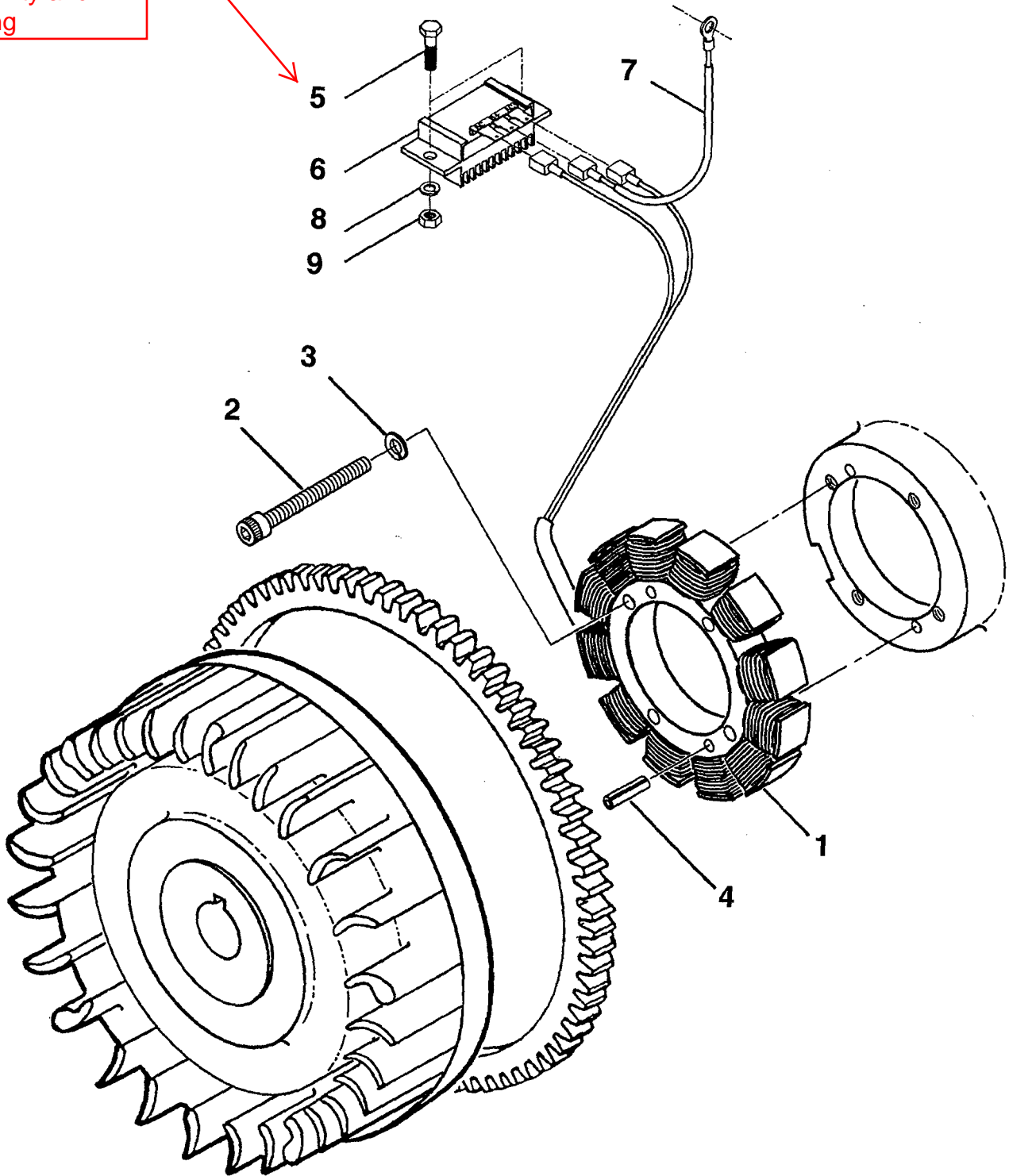
- ^b YA53B – Starter (Early Style) mounts to air shroud with adapter.
- ^c YA60 – Starter (Newer Style) mounts to gear cover without adapter.

[Return to Table of Contents](#)

NOTE: ----- through the part no. means it has been discontinued and is not available from Wisconsin

PITT AUTO ELECTRIC CO * 4085 ALPHA DRIVE * ALLISON PARK, PA 15101
FACTORY AUTHORIZED WISCONSIN MOTORS DISTRIBUTOR
TOLL FREE 1-800-245-0711 EXT 2 * TOLL FREE FAX 1-800-551-5908

Click the part item number for price, availability and ordering



[Return to Table of Contents](#)

**PITT AUTO ELECTRIC CO * 4085 ALPHA DRIVE * ALLISON PARK, PA 15101
TOLL FREE 1-800-245-0711 EXT 2 * TOLL FREE FAX 1-800-551-5908**

Click the part item number for price, availability and ordering

Note: Please call us at 800-245-0711 ext 2 to verify your Flywheel Model and parts.

ENA132 (30 Amp) Flywheel Alternator Assembly (And Related Parts)

ITEM	PART NO.	DESCRIPTION	QTY
—	^a ENA142	Flywheel alternator assembly – not sold – service with components.....	1
1	YB84	Alternator stator assembly – 12 volt 30 amp	1
*2	XB106	Screw, #10-32 x 1" long	4
3	PE14	Lockwasher, #10	4
4	PA340	Roll pin, 3/16" x 1-1/8" long	2
5	XA35	Screw, 1/4-20 x 5/8" long	2
6	YJ70A	Rectifier / regulator module	1
7	YL393-24	Wire assembly (14 GA 24" LG)	1
8	PE3	Lockwasher, 1/4" module mounting	2
9	PD77	Nut, 1/4" - 20 module mounting	2

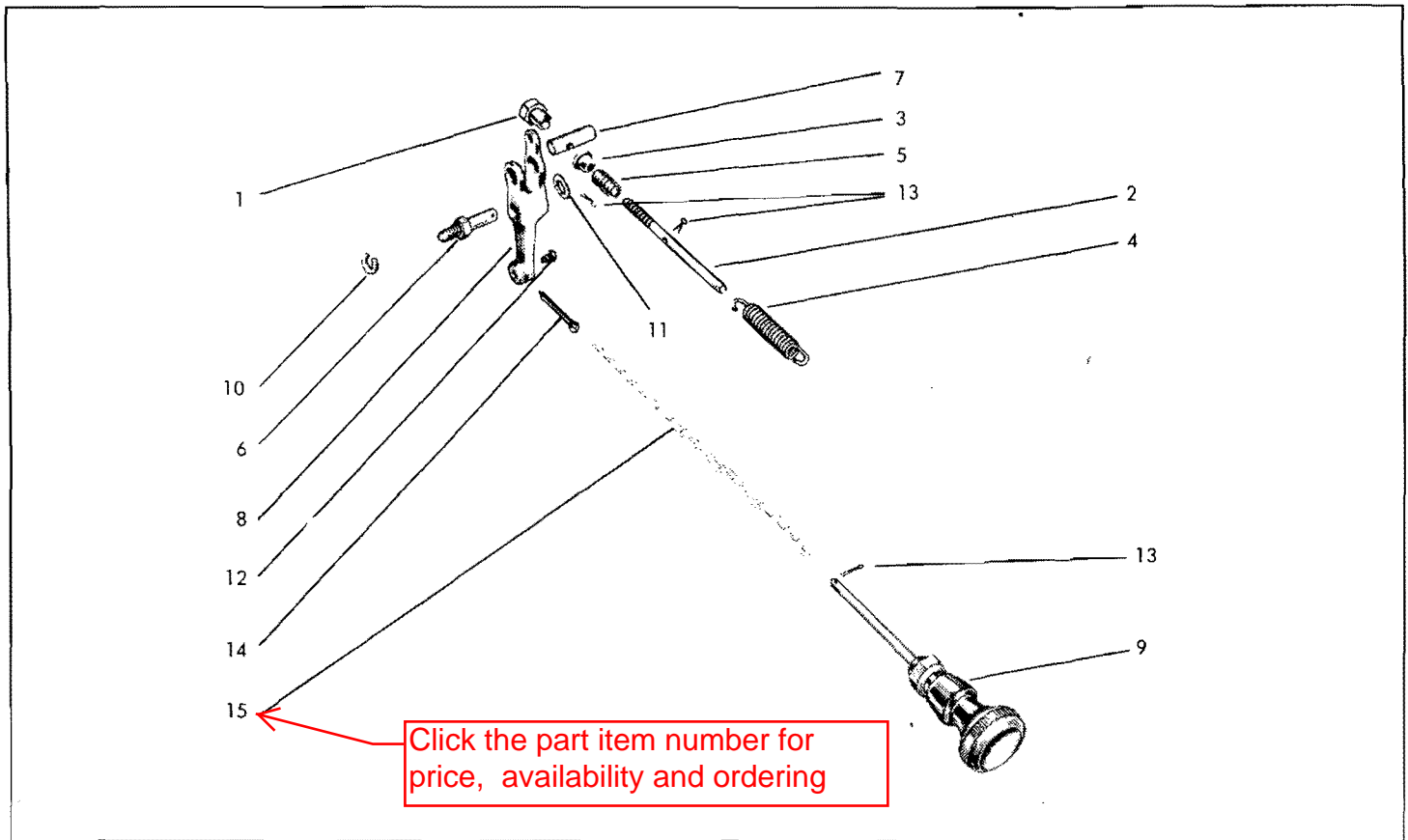
^a Refer to page 8 for the flywheel used with this system.

* Apply Loctite #242 - torque to 24 in lbs.

[Return to Table of Contents](#)

NOTE: ----- through the part no. means it has been discontinued and is not available from Wisconsin

PITT AUTO ELECTRIC CO * 4085 ALPHA DRIVE * ALLISON PARK, PA 15101
FACTORY AUTHORIZED WISCONSIN MOTORS DISTRIBUTOR
TOLL FREE 1-800-245-0711 EXT 2 * TOLL FREE FAX 1-800-551-5908



268463C

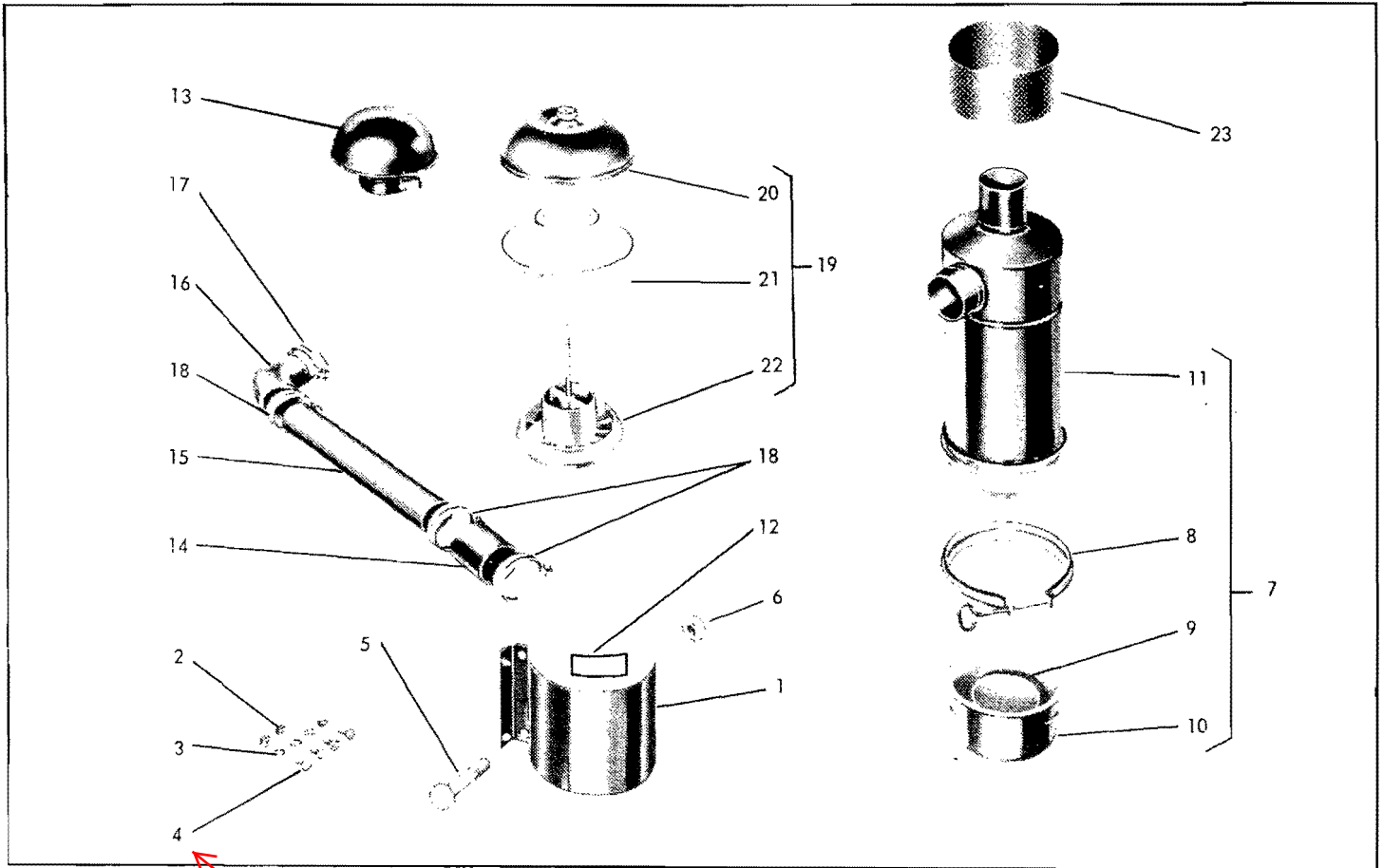
Parts are identified by reference number. See parts list for correct part number.

Ref. No.	Part Number	Description	No. Req.	Net Wt.	
				Lb	Oz
1	PD 173 A	LOCKNUT, adjusting screw	1		1
2	PI 115 E	ADJUSTING SCREW, 5-15/16" long	1		2
3	PK 121	RETAINER, adjusting screw spring	1		1
4	PM 76	SPRING, governor lever	1		2
5	PM 111-1	SPRING, for adjusting screw	1		1
6	TC 365	FULCRUM PIN, lever support	1		1
7	TC 368 A	PIN, adjusting screw swivel	1		1
8	VB 134 A	LEVER, variable speed control	1		4
9	VE 527 W	CONTROL, variable speed, *T* handle..	1		8

Ref. No.	Part Number	Description	No. Req.	Net Wt.	
				Lb	Oz
STANDARD HARDWARE					
10	PE 3	LOCKWASHER, 1/4" spring lock	1		1
For fulcrum pin to manifold.					
11	PH 77 A	WASHER, 5/16" I.D. x 5/8" O.D. x 1/16" thick, plain steel	1		1
For variable speed lever.					
12	XA 80	SCREW, 8-32 thread x 1/4" lg., round hd.	1		1
For cotter pin in lever.					
13	XI 1	COTTER PIN, 1/16" x 1/2" long	3		1
1-for variable speed lever pin. 1-for adjusting screw spring. 1-for chain at control.					
14	XI 11	COTTER PIN, 3/32" x 1 1/4" long	1		1
For chain at lever.					
15	PN 100-22	CHAIN, #1/0 galvanized safety, 11" lg.	1 pc		2
For control to lever. (22 links)					

[Return to Table of Contents](#)

LAA 185 SIDE MOUNT AIR CLEANER ASSEMBLY



Click the part item number for price, availability and ordering

222996C - 1

Parts are identified by reference number. See parts list for correct part number.

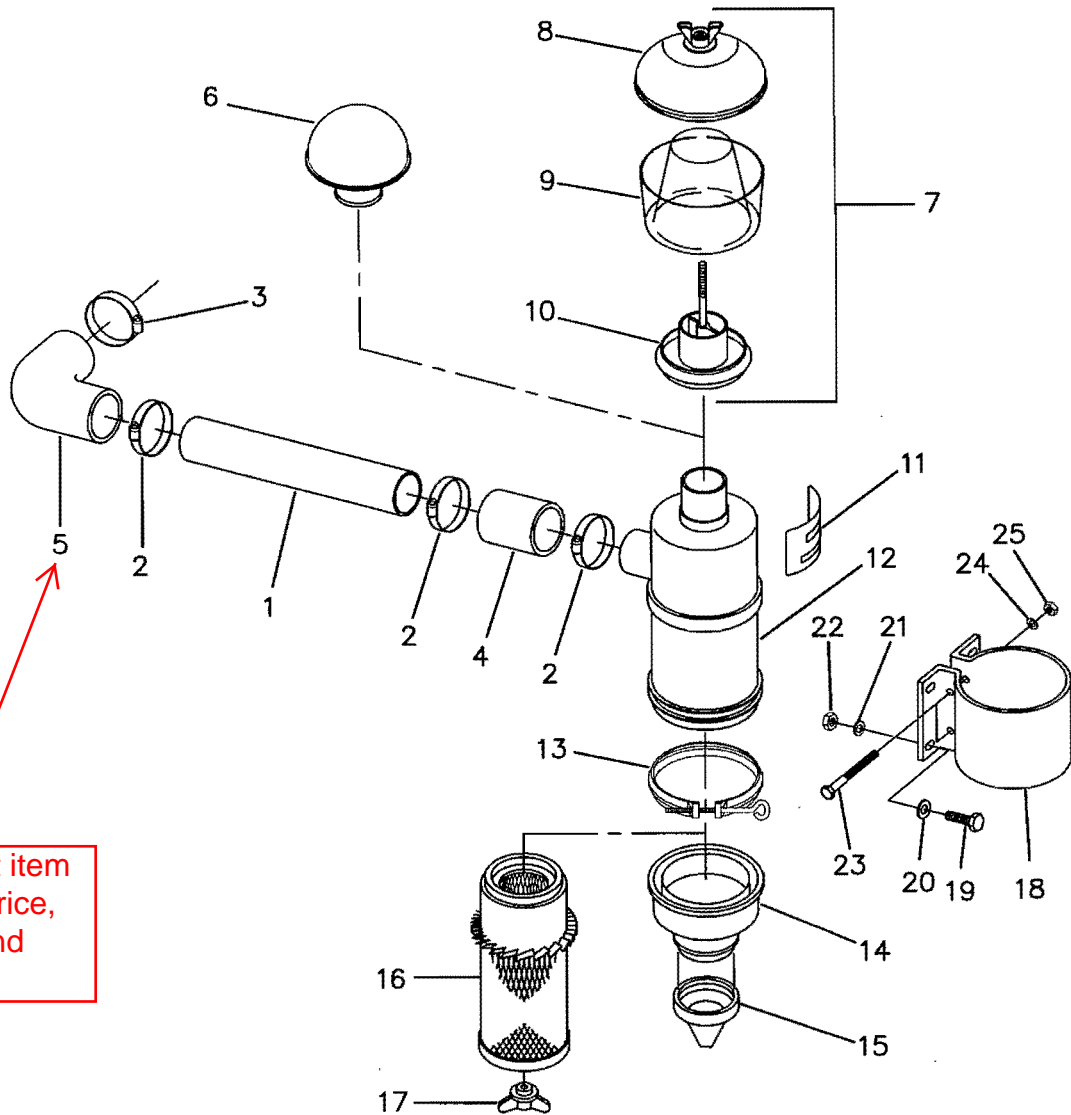
Ref. No.	Part Number	Description	No. Net Wt.		
			Req	Lb	Oz
1	PG 512-1	STRAP, air cleaner mounting	1	1	
2	PD 77	NUT, 1/4"-20 thread, hexagon steel.. For air cleaner strap mounting.	2	1	
3	PE 3	LOCKWASHER, 1/4" spring lock	4	1	
4	XD 4	SCREW, 1/4"-20 thread x 1/2" long, hexagon head, for strap to shroud	4	1	
5	XA 74	SCREW, 1/4"-20 thread x 2 1/4" long, slotted hexagon head	2	1	
6	PD 198	NUT, 1/4"-20 thread, lock type	2	1	
7	LO 159-4S1 (2 3/4" stack)	AIR CLEANER	1		
8		Service parts: 22-P2706 Clamp assembly	1	3	
9		22-P17242 Inner oil cup	1	4	
10		22-P17244 Outer oil cup	1	6	
11		BODY (Order complete air cleaner).			
12		SD 161 Instruction decal	1	1	

Ref. No.	Part Number	Description	No. Net Wt.		
			Req	Lb	Oz
13	LO 62	CAP, air cleaner stack	1	12	
14	LL 30 A	CONNECTION, air cleaner rubber hose	1	3	
15	LJ 462	TUBE, air cleaner to elbow	1	1	8
16	LL 89	ELBOW, carburetor connection	1	6	
17	LK 8	HOSE CLAMP, 2-1/8" I.D.	1	1	
		For air cleaner elbow, carburetor end.			
18	LK 24	HOSE CLAMP, 2-1/4" I.D.	3	1	
		For air cleaner connections.			
		OPTIONAL			
19	LO 115 A	PRE-CLEANER, collector type	1	1	8
		Service parts:			
20		22 P 10- 3587 Cover assembly	1	4	
21		22 P 20115 Body	1	4	
22		22 P 10- 3589 Sleeve assembly	1	1	
23	LO 147 A	PRE-SCREENER	1	4	
		For LO115A pre-cleaner.			

PITT AUTO ELECTRIC CO * 4085 ALPHA DRIVE * ALLISON PARK, PA 15101
TOLL FREE 1-800-245-0711 EXT 2 * TOLL FREE FAX 1-800-551-5908

LAA261 & LAA262 AIR CLEANER GROUP

Fig. 17.1



Click the part item number for price, availability and ordering

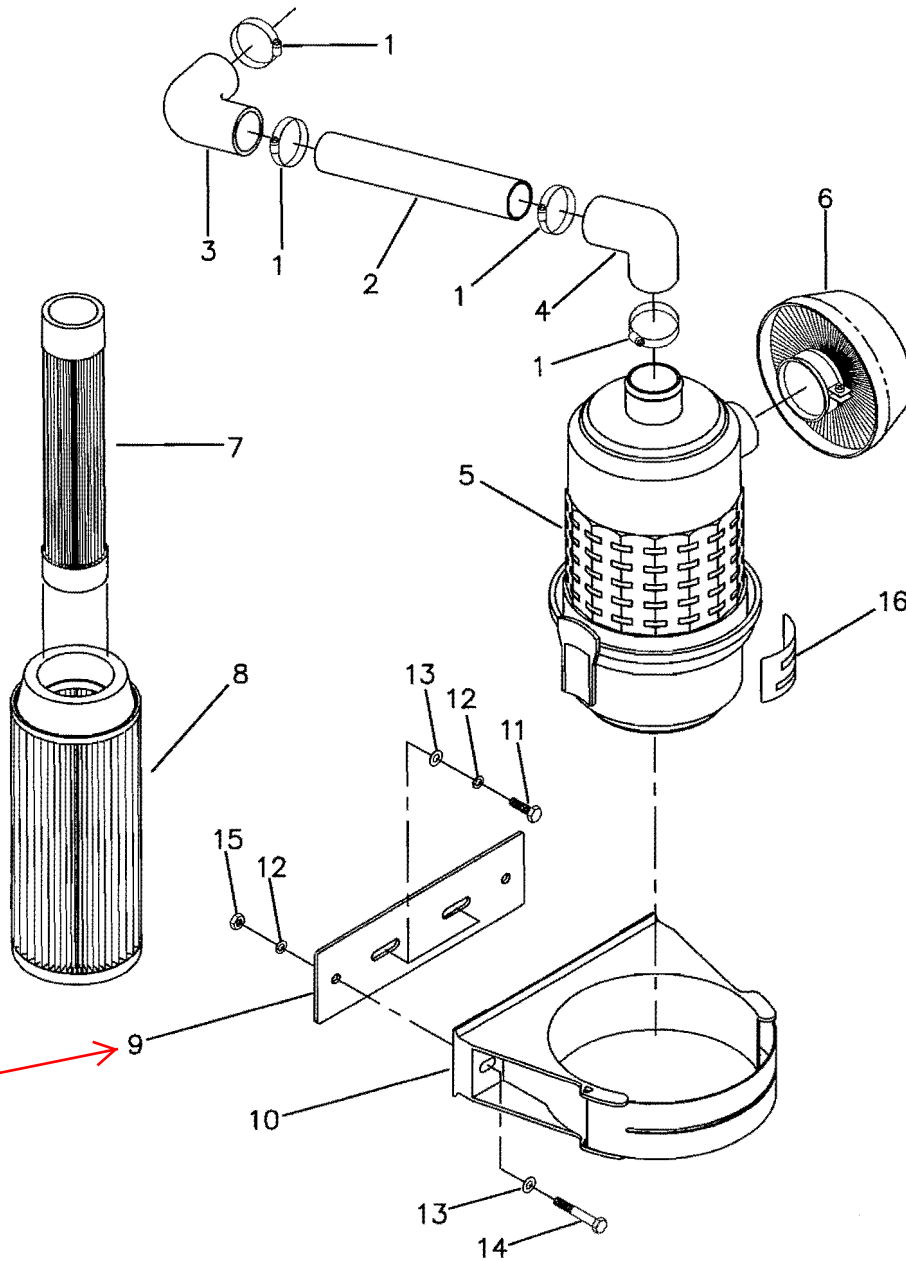
ITEM	PART NO.	DESCRIPTION	QTY.	ITEM	PART NO.	DESCRIPTION	QTY.
1	LJ462-1	Tube, air inlet	1	13	-----	Clamp	1
2	LK9	Clamp, hose	3	14	-----	Cup	1
3	LK9	Clamp, hose	1	15	LL192	Dust unloader	1
4	LL219	Hose connection	1	16	LO177	Filter element	1
5	LL89	Elbow, tube to carburetor	1	17	-----	Wing nut	1
6	LO62	Cap, air stack (for LAA261)	1	18	PG512	Strap, air cleaner mounting	1
7	LO115A	Pre-cleaner assembly (includes items 8-10, for LAA262)	1	19	XD14A	Screw, 5/16-18 x 5/8" long	4
8	22P10-3587	Cover assembly	1	20	PH412	Washer, 21/64", flat	4
9	22P20115	Bowl	1	21	PE4	Washer, 5/16", spring lock	4
10	-----	Sleeve assembly	1	22	PD78	Nut, 5/16-18	3
11	SD296	Decal, instruction	1	23	XA74	Screw, 1/4-20 x 2-1/4" long	2
12	LO176	Air cleaner assembly (includes items 13 thru 17)	1	24	PH196	Washer, 17/64", flat	2
				25	PD198	Locknut, 1/4-20	2

* Not serviced separately. [Return to Table of Contents](#)

NOTE: ----- through the part no. means it has been discontinued and is not available from Wisconsin
PITT AUTO ELECTRIC CO * 4085 ALPHA DRIVE * ALLISON PARK, PA 15101
TOLL FREE 1-800-245-0711 EXT 2 * TOLL FREE FAX 1-800-551-5908
Page 43

LAA263 AIR CLEANER GROUP

Fig. 17.2



Click the part item number for price, availability and ordering

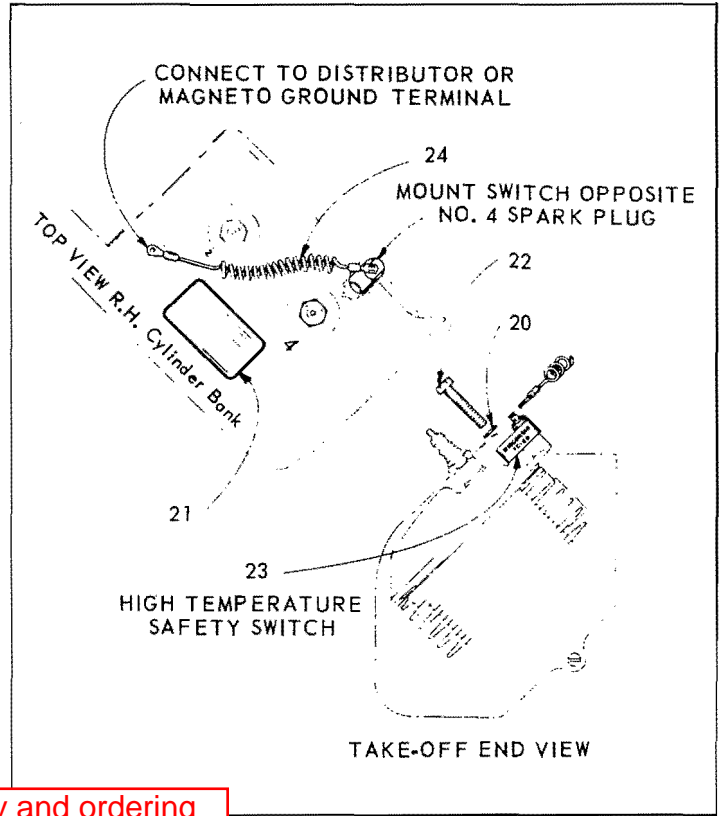
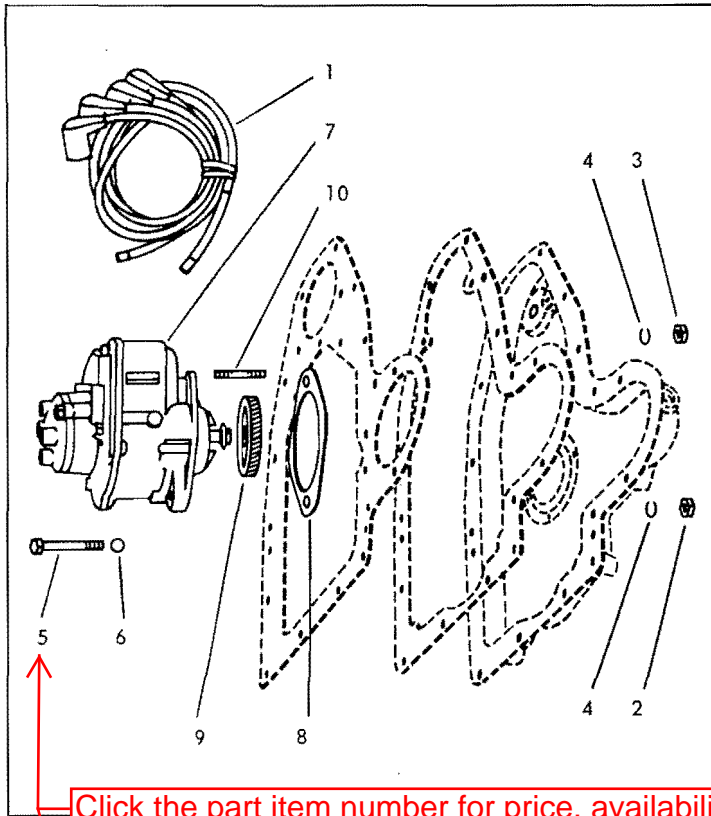
ITEM	PART NO.	DESCRIPTION	QTY.	ITEM	PART NO.	DESCRIPTION	QTY.
1	LK9	Clamp, hose	4	9	PG1370	Bracket, A/C adapter	1
2	LJ462	Tube, air inlet	1	10	PG1371	Bracket, A/C mounting	1
3	LL89	Elbow, tube to carburetor	1	11	XD14A	Screw, 5/16-18 x 5/8" long	1
4	LL226	Elbow, tube to air cleaner	1	12	PE4	Washer, 5/16", spring lock	1
5	LO225	Air cleaner assembly (includes items 6, 7 & 8)	1	13	PH77A	Washer, 11/32", flat	1
6	LO228	Cap, rain (includes clamp)	1	14	X03209	Screw, 5/16-18 x 1-1/2" long	1
7	LO227	Element, safety	1	15	PD78	Nut, 5/16-18	1
8	LO226	Element, primary	1	16	SD349	Decal, A/C service	1

[Return to Table of Contents](#)

NOTE: ----- through the part no. means it has been discontinued and is not available from Wisconsin
PITT AUTO ELECTRIC CO * 4085 ALPHA DRIVE * ALLISON PARK, PA 15101
FACTORY AUTHORIZED WISCONSIN MOTORS DISTRIBUTOR
TOLL FREE 1-800-245-0711 EXT 2 * TOLL FREE FAX 1-800-551-5908

MAGNETO IGNITION GROUP (EYC 109)

YC 66 D S1 HIGH TEMP. SAFETY SWITCH KIT



Click the part item number for price, availability and ordering

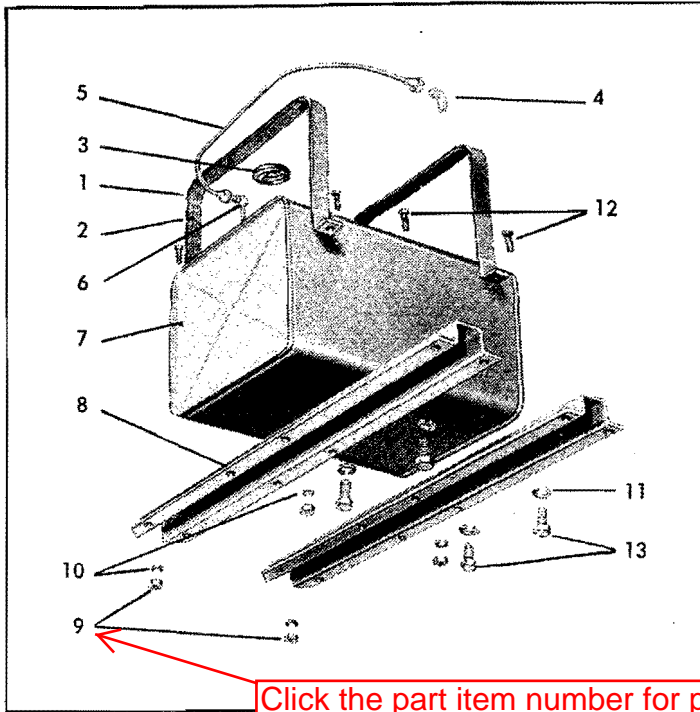
Parts are identified by reference number. See parts list for correct part number.

Ref. No.	Part Number	Description	No.		Net Wt.	
			Req	Lb	Oz	
1	YL 100 A	CABLE SET, magneto ignition Consisting of: YL 339-26 Cable for No. 1 cylinder .. YL 339-34 Cable for No. 2 cylinder .. YL 339-32 Cable for No. 3 cylinder .. YL 339-38 Cable for No. 4 cylinder ..	1		12	
2	PD 79	NUT, 3/8"-16 thread, hexagon steel .. For magneto mounting screw.	1		1	
3	PD 11	NUT, 3/8"-24 thread, hexagon steel .. For magneto stud.	1		1	
4	PE 5	LOCKWASHER, 3/8" spring lock For magneto mounting.	2		1	
5	XD 33	SCREW, 3/8"-16 x 2-1/4" long, hex. hd. For mounting magneto (Lower hole).	1		2	
6	PH 22 A	PLAIN WASHER, 3/8" steel For magneto mounting screw.	1		1	
7	Y 97 S2	MAGNETO, 'Fairbanks-Morse', No. FMX 4B7A, with gear and gasket YQ8 Points and Condenser Kit. YQ9 Overhaul Kit.	1		6	
NOTE: See magneto sheets in back of manual for service replacement parts.						
8	QD 616	GASKET for magneto flange	1		1	
9	GD 93C 4	MAGNETO GEAR	1		9	
10	PC 110	STUD for magneto mounting (upper hole)	1		1	

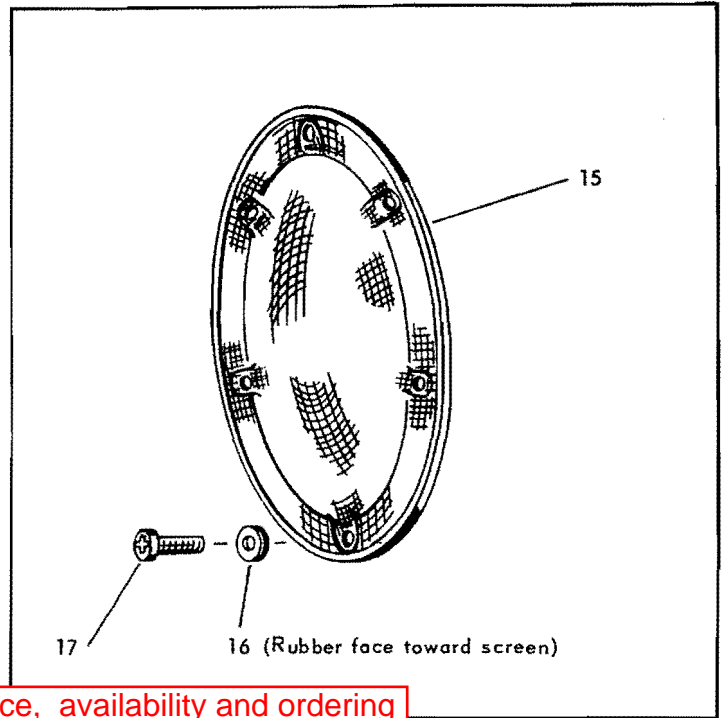
Ref. No.	Part Number	Description	No.		Net Wt.	
			Req	Lb	Oz	
●	YC 66 D S1	HIGH TEMPERATURE SAFETY SWITCH KIT - Complete Consisting of:				8
20	PH 77	WASHER, 5/16" I.D., plain steel For switch to cylinder head mounting.	1		1	
21	SD 233	INSTRUCTION DECAL	1		1	
22	XD 22	CAPSCREW, 5/16"-18 thread x 1-3/4" long, hexagon head (special hardness) For switch to cylinder head mounting.	1		1	
23	YC 66 D	HIGH TEMPERATURE SAFETY SWITCH For replacement, order YC 66 D S1 Kit.	1		3	
24	YL 357 42	WIRE assembly, 42" long, with terminals. (Wire coiled to suit all models.) ..	1		1	

Return to Table of Contents

FUEL TANK Side Mount



ROTATING SCREEN



Click the part item number for price, availability and ordering

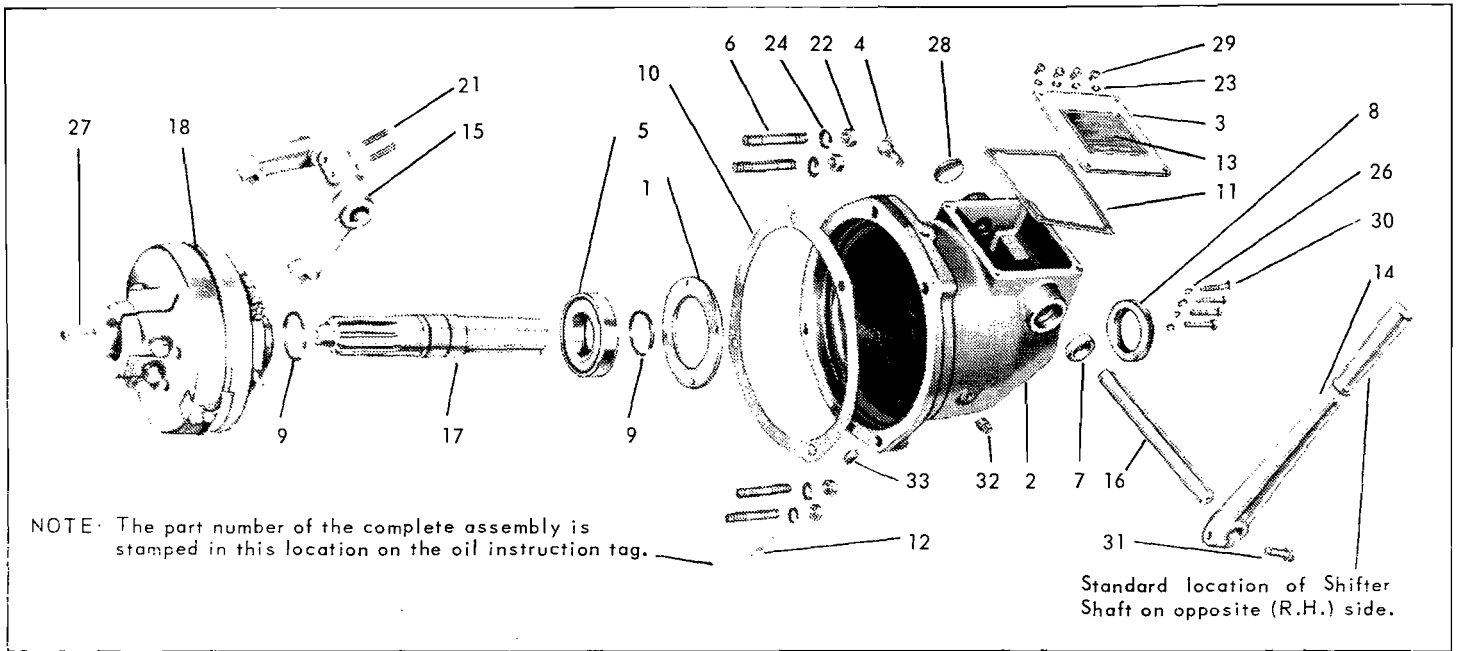
Parts are identified by reference number. See parts list for correct part number.

Ref. No.	Part Number	Description	No. Req	Net Wt.	
				Lb	Oz
1	PG 321	STRAP for fuel tank	2	1	
2	PH 244 A	FELT for fuel tank strap	2	2	
3	RC 77	CAP for fuel tank	1	3	
4	RF 1225	ELBOW for fuel line, in fuel strainer ..	1	1	
5	RM 822	FUEL LINE from tank to fuel strainer 26½" long tubing with nuts.	1	4	
6	RM 1206 B	SUCTION TUBE assembly, for fuel tank	1	3	
7	WE 187-51	FUEL TANK assembly, 6 gal. cap. Includes: RC 77 cap, RM 1206 B Suction tube.	1	7	
	WE 187E-51 (Optional)	FUEL TANK assembly	6		
8	WE 188D	ENGINE SUPPORT 29-3/16" long Used with YA 54 A starting motor.	2	5	8
STANDARD HARDWARE					
9	PD 79	NUT, 3/8"-16 thread, hexagon steel .. For fuel tank straps to supports.	4	1	
10	PE 5	LOCKWASHER, 3/8" spring lock	4	1	
11	PE 7	LOCKWASHER, 1/2" spring lock	4	1	
12	XD 27	SCREW, 3/8"-16 thread x 1" long, hexagon head	4	1	
13	XD 41	SCREW, 1/2"-13 thread x 1" long, hexagon head	4	2	

Ref. No.	Port Number	Description	No. Req	Net Wt.	
				Lb	Oz
THE FOLLOWING REPLACE STANDARD PARTS					
		FLYWHEEL - includes GH 44 Ring Gear and tapped holes for mt'g rotating screen (less Rotor for flywheel alternator)	1	35	
		FLYWHEEL, with Rotor for 10 amp alternator, ring gear and rotating screen ..	1	36	
	N 101-18	FLYWHEEL, with Rotor for 25 amp alternator, ring gear and rotating screen ..	1	36	
15	SE 204 D	ROTATING SCREEN	1	1	
16	PH 442	WASHER, 1/4" x 5/8" O.D. x 3/32" thick, steel - Rubber faced	5		1
		For mounting screen to flywheel.			
17	XA 104	SCREW, 1/4"-20 Lok-Thread, 3/4" lg., pan head	5		1
		For mounting screen to flywheel.			

[Return to Table of Contents](#)

WW 61 E CLUTCH TAKE-OFF ASSEMBLY



Parts are identified by reference number. See parts list for correct part number.

84069C-A

NOTE: Engines equipped with a clutch take-off assembly require special main bearing plate and crankshaft assemblies as follows:

BG 210 C 1 S2 MAIN BEARING PLATE ASSEMBLY (Not illustrated) consisting of:

- 1 BG 210 C 1 Plate
- 1 PH364 Oil Seal
- 1 ME 114-2 Bearing Cup

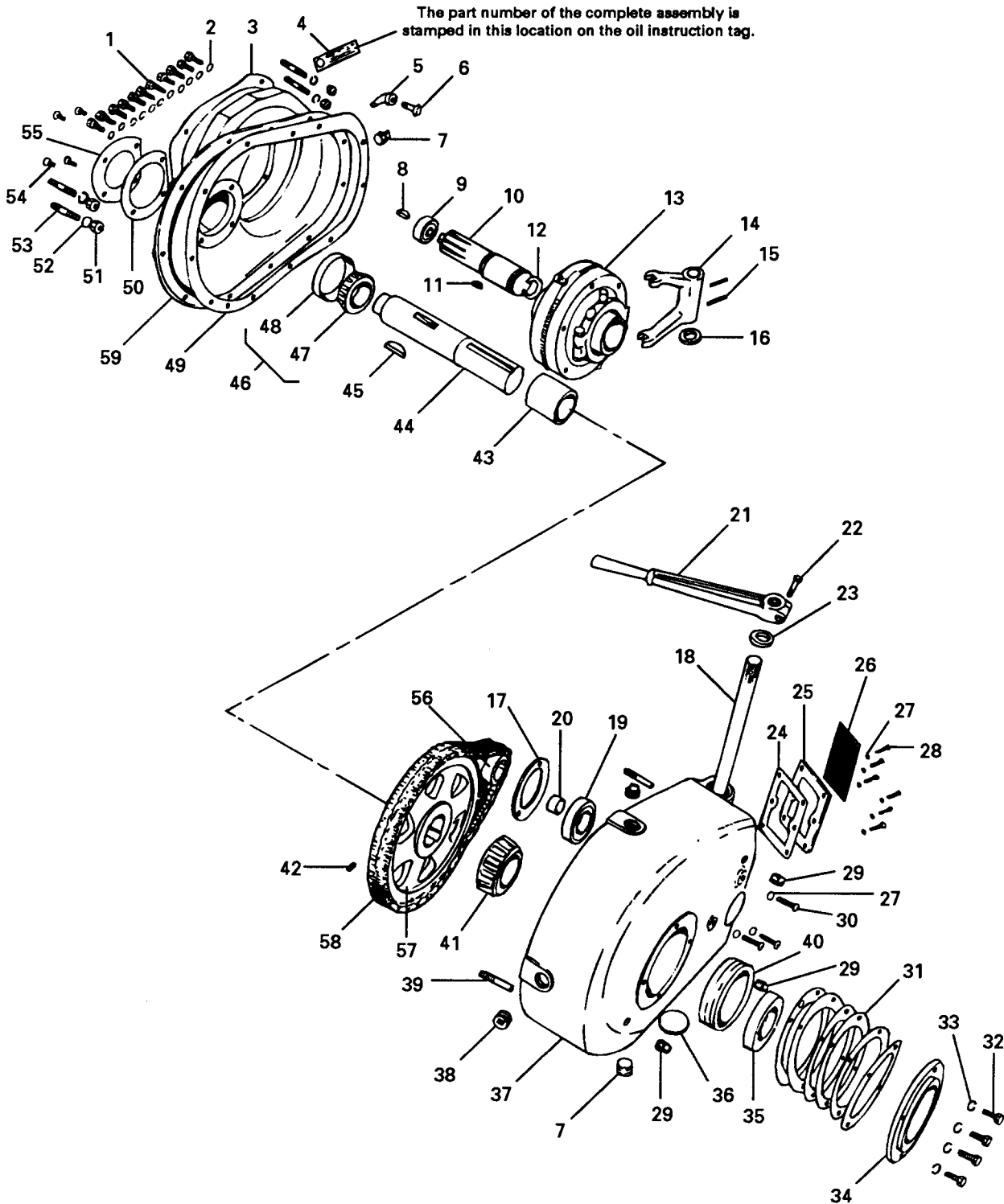
CA 89 C 51 CRANKSHAFT ASSEMBLY (Not illustrated) consisting of:

- 1 CA 89-23 Crankshaft
- 1 GA 36 C Gear
- 1 HF 643 Spacer
- 1 ME 114 Bearing assem.
- 1 ME 223 Bearing assem.
- 1 ME 225 Bearing race
- 1 PL 21 Key

Ref. No.	Part Number	Description	No.		Net Wt.	
			Req	Lb	Oz	
●	WW 61 E	CLUTCH TAKE-OFF assembly - Complete	1	40		
1	BG 225 A	PLATE, bearing retainer	1	8		
2	BG 234	HOUSING	1	15		
3	BH 158	COVER, housing	1	10		
4	LO 44 A	BREATHER assembly	1	1		
5	ME 36 B	BEARING, N.D. No. 7508, at T.O. end	1	1		
6	PC 392	STUDS, hous'g. to crankcase mt'g. ...	4	2		
7	PH 234 A	OIL SEAL, yoke shaft	1	1		
8	PH 344 A	OIL SEAL, take-off shaft	1	3		
9	PK 148	SNAP RING, bearing retainer, T.O. end	2	1		
10	QD 618	GASKET, housing to crankcase	1	1		
11	QD 652	GASKET, cover	1	1		
12	SD 79	TAG, oil instruction	1	1		
13	SD 125 A	PLATE, adjustment instruction	1	2		
14	VB 55-1	LEVER, shifting	1	2		
15	VB 64 A	YOKE, clutch	1	1	3	
16	WA 61	SHAFT, yoke, order 2 PK-148 Snap rings	1	14		
17	WA 96 B	SHAFT, clutch take-off	1	3	12	
18	WC 288 A	CLUTCH assembly Rockford Drilling Model 5½ L.O.C. No. CLA-1467-AF. See Page 26 for illustration and parts list of clutch.	1	12		

Ref. No.	Part Number	Description	No.		Net Wt.	
			Req	Lb	Oz	
STANDARD HARDWARE						
21	PA 341	ROLL PIN, 1/4" x 1-1/8" long For clutch yoke.	2	1		
22	PD 12	NUT, 7/16"-20 thread, hexagon steel .. For mounting clutch housing.	4	1		
23	PE 3	LOCKWASHER, ¼" spring lock, cover to housing	4	1		
24	PE 6	LOCKWASHER, 7/16" spring lock For mounting clutch housing.	4	1		
26	PH 30 A	WASHER, 1/4" plain steel For bearing retainer plate to housing.	4	1		
27	PL 140	KEY, 5/16" square x 1-1/8" long, steel For mounting clutch to crankshaft.	1	1		
28	SA 58	PLUG, 1-3/8", yoke shaft end	1	1		
29	XA 34	SCREW, ¼"-20 x ½", indented hex Cover to housing mounting.	4	1		
30	XD 8	SCREW, ½"-20 x 1¼", hexagon head Bearing retainer plate to housing.	4	1		
31	XD 30	SCREW, 3/8"-16 x 1½" hex head For shifter lever clamp.	1	1		
32	XK 1	PLUG, 1/8" square head, pipe For oil level hole.	2	1		
33	XK 2	PLUG, 1/4" square head, pipe For oil drain hole.	1	1		

WW62A Reduction Gear Assembly



[Return to Table of Contents](#)

NOTE: ----- through the part no. means it has been discontinued and is not available from Wisconsin

PITT AUTO ELECTRIC CO * 4085 ALPHA DRIVE * ALLISON PARK, PA 15101
FACTORY AUTHORIZED WISCONSIN MOTORS DISTRIBUTOR
TOLL FREE 1-800-245-0711 EXT 2 * TOLL FREE FAX 1-800-551-5908

Click on the Part No. for price, availability & to add to your cart



WW62A Reduction Gear Assembly

USE WITH MODELS W4-1770, VH4D, VE4D, VF4D (see pg. 60)

ITEM	PART NO.	DESCRIPTION	QTY	ITEM	PART NO.	DESCRIPTION	QTY
1	XD28	Screw, 3/8"-16 thread x 1-1/8" long	11	33	PE4	Lock washer, 5/16"	4
2	PE5	Lock washer, 3/8"	11	34	BG150	Outer bearing retainer plate	1
3	QD618	Housing to crankcase gasket ...	1	35	PH202	Take-off shaft oil seal	1
4	SD79	Oil instruction tag	1	36	SA58	Expansion plug, 1-3/8"	1
5	XK77A	Street ell, 1/8" pipe x 45°	1	37	BH143B	Housing cover	1
6	LO44	Breather assembly	1	38	XK6	Plug, 1/2" pipe thread	1
7	XK4	Plug, 1/2" pipe thread	5	39	PA279	Cover to housing dowel pin.....	2
8	PL140	Key, 5/16" square x 1-1/8" long	1	—	ME76	Outer bearing assembly (includes 40 and 41)	1
9	ME189	Pilot bearing	1	40	D ME76-1	Cup (not sold separately)	1
10	WA87A	Clutch drive shaft	1	41	D ME76-2	Cone (not sold separately)	1
11	PL17	No. 13 Woodruff key	1	42	XE44	Screw, 5/16"-18 thread x 5/8" long	1
12	PK82	Retaining ring	1	43	HF265A	Take-off shaft spacer	1
13	WC288A	Clutch assembly	1	44	WA55H	Take-off shaft	1
14	D VB64A	Clutch shifter yoke	1	45	PL24	No. 29 Woodruff key	1
15	PA341	Roll pin, 1/4" diameter x 1-1/8" long	2	46	ME77	Inner bearing assembly (includes 48 and 49)	1
16	HF392A	Spacer, 3/16" thick	1	47	D ME77-2	Cone (not sold separately)	1
17	BG216	Clutch bearing plate	1	48	D ME77-1	Cup (not sold separately)	1
18	WA61D	Clutch shifter shaft	1	49	D QD856	Cover to housing gasket	1
19	ME119	Clutch shaft bearing	1	50	QD543A	Inner bearing retainer plate gasket	1
20	HF372	Bearing spacer	1	51	PD12	Nut, 7/16"-20 thread	4
21	VB55-1	Clutch shifter lever	1	52	PE6	Lock washer, 7/16"	4
22	XD30	Screw, 3/8"-16 thread x 1-1/2" long	1	53	PC419	Housing to crankcase stud	4
23	D PH234A	Shifter lever shaft oil seal	1	54	XC68	Screw, 5/16"-18 thread x 3/4" long	4
24	QD592	Inspection hole cover gasket ...	1	55	BG151	Inner bearing retainer plate	1
25	BH127B	Inspection opening cover	1	—	BG210C1S2	Main bearing plate assembly, W41770 (includes CA89CS1)	1
26	SD125A	Instruction plate	1	—	CA71A23S1	Crankshaft assembly, VH4D	1
27	PH30	Washer, 1/4" I.D. x 1/16" thick	9	—	D CA55-1S1	Crankshaft assembly, VE4D, VF4D, WW62-etc., to and including engine serial no. 653269	1
28	XA34	Screw, 1/4"-20 thread x 1/2" long	6	—	D CA55-23S1	Crankshaft assembly, VE4D, VF4D, WW62A-etc., units beginning with serial no. 653270	1
29	XK2	Plug, 1/4" pipe thread	2				
30	XD7	Screw, 1/4"-20 thread x 1" long	3				
31	QD544	Outer bearing retainer plate gasket	8-12				
32	XD15B	Screw, 5/16"-18 thread x 3/4" long	4				

[Return to Table of Contents](#)

NOTE: ----- through the part no. means it has been discontinued and is not available from Wisconsin


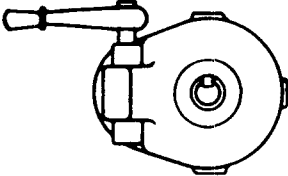
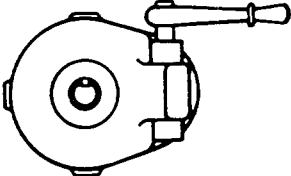

PITT AUTO ELECTRIC CO * 4085 ALPHA DRIVE * ALLISON PARK, PA 15101
FACTORY AUTHORIZED WISCONSIN MOTORS DISTRIBUTOR
TOLL FREE 1-800-245-0711 EXT 2 * TOLL FREE FAX 1-800-551-5908

Click on the Assy No. for price, availability & to add to your cart

Click on the Part No. for price, availability & to add to your cart

WW62A Reduction Gear Assembly

USE WITH MODELS W4-1770, VH4D, VE4D, VF4D (see pg. 60)

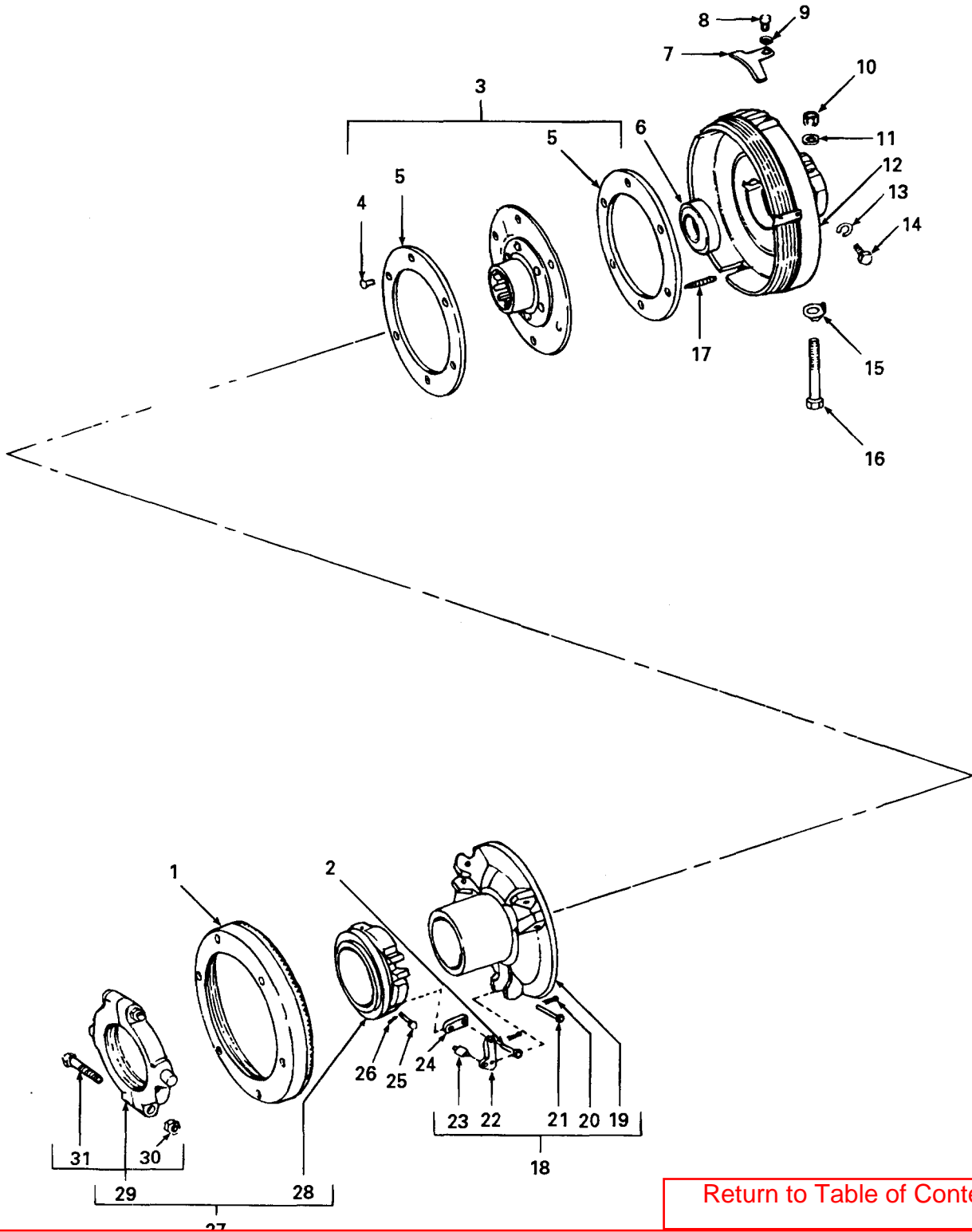
Determine position of take-off shaft when viewing from flywheel end of engine. (View facing take-off end are shown.)	Assembly Number	Reduction Ratio	Rotation of Take-off Shaft	Ref. No. 56	Ref. No. 57	Ref. No. 58	Ref. No. 59
				Driver Gear Part No.	Driven Gear Part No.	Chain Part No.	Housing Part No.
TAKE-OFF SHAFT BELOW 6 o'clock position 	WW 62 A	2.07 to 1	Ctr. Engine-Wise	GG 116	GG 67-1	BG 215 B
	WW 62 A 1	3.00 to 1	Ctr. Engine-Wise	GG 117	GG 77-1	BG 215 B
	WW 62 A 2	3.84 to 1	Ctr. Engine-Wise	GG 118	GG 69-1	BG 215 B
	WW 62 A 3	2.00 to 1	Engine-Wise	GG 113	GG 71	GJ 8	BG 215 B
	WW 62 A 4	2.67 to 1	Engine-Wise	GG 114	GG 71	GJ 9	BG 215 B
	WW 62 A 5	3.79 to 1	Engine-Wise	GG 115	GG 73	GJ 10	BG 215 B
TAKE-OFF SHAFT ON LEFT SIDE as viewed from flywheel end 	WW 62 A 6	2.07 to 1	Ctr. Engine-Wise	GG 116	GG 67-1	BG 215 B 1
	WW 62 A 7	3.00 to 1	Ctr. Engine-Wise	GG 117	GG 77-1	BG 215 B 1
	WW 62 A 8	3.84 to 1	Ctr. Engine-Wise	GG 118	GG 69-1	BG 215 B 1
	WW 62 A 9	2.00 to 1	Engine-Wise	GG 113	GG 71	GJ 8	BG 215 B 1
	WW 62 A 10	2.67 to 1	Engine-Wise	GG 114	GG 71	GJ 9	BG 215 B 1
	WW 62 A 11	3.79 to 1	Engine-Wise	GG 115	GG 73	GJ 10	BG 215 B 1
TAKE-OFF SHAFT ON RIGHT SIDE as viewed from flywheel end 	WW 62 A 12	2.07 to 1	Ctr. Engine-Wise	GG 116	GG 67-1	BG 215 B 2
	WW 62 A 13	3.00 to 1	Ctr. Engine-Wise	GG 117	GG 77-1	BG 215 B 2
	WW 62 A 14	3.84 to 1	Ctr. Engine-Wise	GG 118	GG 69-1	BG 215 B 2
	WW 62 A 15	2.00 to 1	Engine-Wise	GG 113	GG 71	GJ 8	BG 215 B 2
	WW 62 A 16	2.67 to 1	Engine-Wise	GG 114	GG 71	GJ 9	BG 215 B 2
	WW 62 A 17	3.79 to 1	Engine-Wise	GG 115	GG 73	GJ 10	BG 215 B 2
TAKE-OFF SHAFT ON TOP 12 o'clock position 	WW 62 A 18	2.07 to 1	Ctr. Engine-Wise	GG 116	GG 67-1	BG 215 B 3
	WW 62 A 19	3.00 to 1	Ctr. Engine-Wise	GG 117	GG 77-1	BG 215 B 3
	WW 62 A 20	3.84 to 1	Ctr. Engine-Wise	GG 118	GG 69-1	BG 215 B 3
	WW 62 A 21	2.00 to 1	Engine-Wise	GG 113	GG 71	GJ 8	BG 215 B 3
	WW 62 A 22	2.67 to 1	Engine-Wise	GG 114	GG 71	GJ 9	BG 215 B 3
	WW 62 A 23	3.79 to 1	Engine-Wise	GG 115	GG 73	GJ 10	BG 215 B 3

Return to Table of Contents

NOTE: ----- through the part no. means it has been discontinued and is not available from Wisconsin

PITT AUTO ELECTRIC CO * 4085 ALPHA DRIVE * ALLISON PARK, PA 15101
FACTORY AUTHORIZED WISCONSIN MOTORS DISTRIBUTOR
TOLL FREE 1-800-245-0711 EXT 2 * TOLL FREE FAX 1-800-551-5908

WC288A Clutch Assembly



[Return to Table of Contents](#)

NOTE: ----- through the part no. means it has been discontinued and is not available from Wisconsin

PITT AUTO ELECTRIC CO * 4085 ALPHA DRIVE * ALLISON PARK, PA 15101
FACTORY AUTHORIZED WISCONSIN MOTORS DISTRIBUTOR
TOLL FREE 1-800-245-0711 EXT 2 * TOLL FREE FAX 1-800-551-5908

Click on the Part No. for price, availability & to add to your cart

WC288A Clutch Assembly

USE WITH MODELS VE4D, VF4D, AGND, VH4D, W4-1770, W2-1230, W2-1235, W2-1250

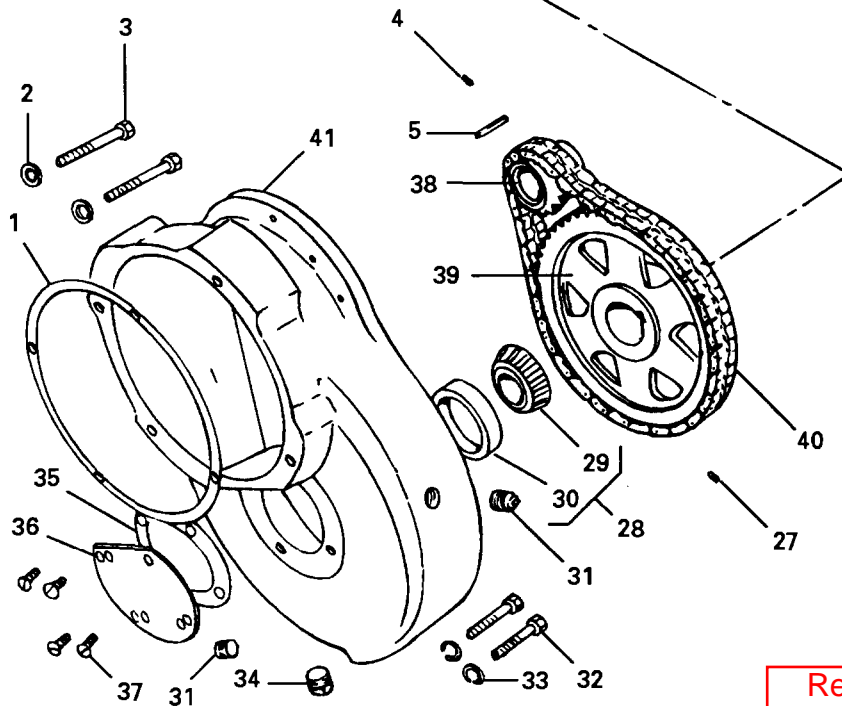
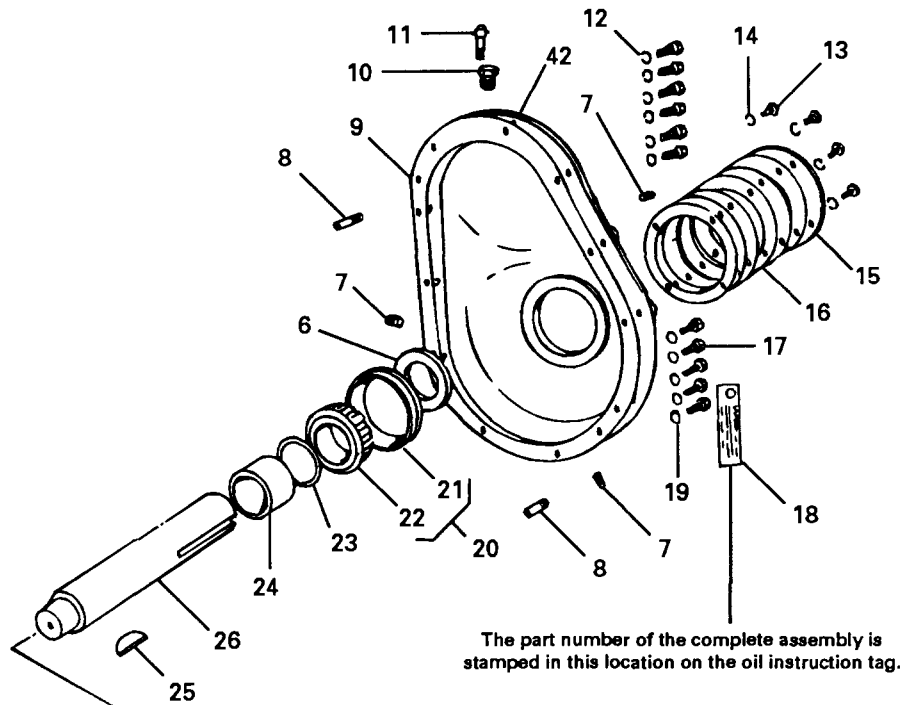
ITEM	PART NO.	DESCRIPTION	QTY	ITEM	PART NO.	DESCRIPTION	QTY
1	63CL5147	Adjusting ring	1	16	63CL5318	Screw, 3/8"-24 thread x 2-1/2" long ...	2
2	63CL5152	Short link pin	3	17	63CL5087	Return spring	3
3	D 63UCL1124410	Driven member assembly (includes 4 and 5; includes splined center and plate assembly)	1	18	63UCL5146-1A	Pressure plate and lever assembly (includes 19-23)	1
4	63CL1011	Tubular rivet	6	19	D 63UCL51461	Pressure plate assembly	1
5	63CL5321-40	Facing (Thermoid DK)	2	20	63CL5092	Cotter pin, 1/16" x 3/8" long ...	3
6	ME189	Pilot bearing	1	21	63CL5156	Lever pin	3
7	PK105	Adjusting lock (replaces 63CL4973)	1	22	63CL5544	Lever	6
8	D 63CL8807-1	Screw, 1/4"-20 thread x 3/8" long	1	23	63LM408	Roller	3
9	D 63CL3468	Lock washer, 1/4"	1	24	63CL4776	Connecting link	6
10	PD11	Nut, 3/8"-24 thread (replaces 63CL5319)	2	25	63CL5153	Long link pin	3
11	PE5	Lock washer, 3/8" (replaces 63PT353)	1	26	63CL5092	Cotter pin, 1/16" x 3/8"	6
12	63CL5210-1	Clutch housing	1	27	63UCL4-5145	Release sleeve assembly (includes 28-31)	1
13	PE46	Lock washer, 5/16"	1	28	63CL5145	Release sleeve	1
14	XD14-2	Screw, 5/16"-18 thread x 5/8" long	1	29	D 63UCL65144	Release bearing assembly (includes 29 and 30; includes release bearing)	1
15	63CL5211	Screw lock	1	30	63CL7356	Elastic stop nut, 5/16"-24 thread	2
				31	D 63CL33351	Screw, 5/16"-24 thread x 1-3/4" long	2

[Return to Table of Contents](#)

NOTE: ----- through the part no. means it has been discontinued and is not available from Wisconsin

PITT AUTO ELECTRIC CO * 4085 ALPHA DRIVE * ALLISON PARK, PA 15101
FACTORY AUTHORIZED WISCONSIN MOTORS DISTRIBUTOR
TOLL FREE 1-800-245-0711 EXT 2 * TOLL FREE FAX 1-800-551-5908

WW27J Reduction Gear Assembly



[Return to Table of Contents](#)

NOTE: ----- through the part no. means it has been discontinued and is not available from Wisconsin

PITT AUTO ELECTRIC CO * 4085 ALPHA DRIVE * ALLISON PARK, PA 15101
FACTORY AUTHORIZED WISCONSIN MOTORS DISTRIBUTOR
TOLL FREE 1-800-245-0711 EXT 2 * TOLL FREE FAX 1-800-551-5908

Click on the Part No. for price, availability & to add to your cart



WW27J Reduction Gear Assembly

USE WITH MODELS W4-1770, VH4D, VF4D (see pg. 57)

ITEM	PART NO.	DESCRIPTION	QTY	ITEM	PART NO.	DESCRIPTION	QTY
1	QD618	Housing to crankcase gasket ...	1	22	ME76-2	Cone (not sold separately)	1
2	PH2	Washer, 7/16" I.D. x 1/16" thick	2	23	PH206	Collar	1
3	XD37	Screw, 7/16"-14 thread x 1-3/4" long	2	24	HF265	Take-off shaft spacer	1
4	XE17	Screw, 1/4"-20 thread x 3/8" long	1	25	WA55	Take-off shaft	1
5	PL88	Key, 1/4" square x 2" long	1	26	PL24	No. 29 Woodruff key	1
6	PH202	Take-off shaft oil seal	1	27	XE44	Screw, 5/16"-18 thread x 5/8" long	1
7	XK2	Plug, 1/4" pipe thread	3	28	ME77	Inner bearing assembly (includes 29 and 30)	1
8	PA279	Cover to housing dowel pin	2	29	ME77-2	Cone (not sold separately)	1
9	QD857	Cover to housing gasket	1	30	ME77-1	Cup (not sold separately)	1
10	XK88	Reducer bushing, 3/8" to 1/8" pipe	1	31	XK3	Plug, 3/8" pipe thread	2
11	LO44	Breather assembly	1	32	XD130	Screw, 7/16"-14 thread x 2-1/4" long	2
12	PE5	Lock washer, 3/8"	6	33	PE6	Lock washer, 7/16"	2
13	XD15	Screw, 5/16"-18 thread x 3/4" long	4	34	XK6	Plug, 1/2" pipe thread	1
14	PE4	Lock washer, 5/16"	4	—	XK4	Plug, 1/2" pipe thread (optional)	1
15	BG150	Outer bearing retainer plate	1	35	QD543A	Inner bearing retainer plate gasket	1
16	QD544	Outer bearing retainer plate gasket	6-12	36	BG151	Inner bearing retainer plate	1
17	XD27A	Screw, 3/8"-16 thread x 1" long	11	37	XC68	Screw, 5/16"-18 thread x 3/4" long	4
18	SD79	Oil instruction tag	1	—	BG210C1S1	Main bearing plate assembly (includes plate, oil seal, bearing cup)	1
19	PH22	Washer, 3/8" I.D. x 1/16" thick	5	—	D CA89BS1	Crankshaft assembly (includes crankshaft, spacer, bearings, key, gear, bearing race)	1
20	ME76	Outer bearing assembly (includes 21 and 22)	1				
21	ME76-1	Cup (not sold separately)	1				

[Return to Table of Contents](#)

NOTE: ----- through the part no. means it has been discontinued and is not available from Wisconsin

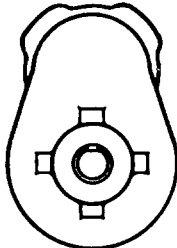
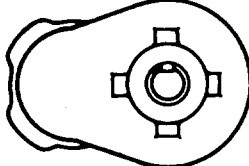
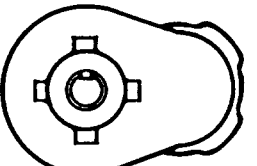
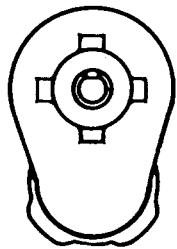
PITT AUTO ELECTRIC CO * 4085 ALPHA DRIVE * ALLISON PARK, PA 15101
FACTORY AUTHORIZED WISCONSIN MOTORS DISTRIBUTOR

TOLL FREE 1-800-245-0711 EXT 2 * TOLL FREE FAX 1-800-551-5908

Click on the Part No. for price, availability & to add to your cart

WW27J Reduction Gear Assembly

USE WITH MODELS W4-1770, VH4D, VF4D (see pg. 57)

Determine position of take-off shaft when viewing from flywheel end of engine. (Views showing take-off end are shown).	Assembly Number	Reduction Ratio	Rotation of Take-off Shaft	Ref. No.38	Ref. No.39	Ref. No.40	Ref. No. 41	Ref. No.42
				Driver Gear Part No.	Driven Gear Part No.	Chain Port No.	Housing Part No.	Housing Cover Part No.
 <p>TAKE-OFF SHAFT BELOW - 6 o'clock position</p>	WW 27 J	2.07 to 1	Counter Engine-Wise	GG 66-3	GG 67-1	BG 149 G 4	BH 119 C
	WW 27 J 1	3.00 to 1	Counter Engine-Wise	GG 79-1	GG 77-1	BG 149 G 4	BH 119 C
	WW 27 J 2	3.84 to 1	Counter Engine-Wise	GG 80-1	GG 69-1	BG 149 G 4	BH 119 C
	WW 27 J 3	2.00 to 1	Engine-Wise	GG 81	GG 71	GJ 8	BG 149 G 4	BH 119 C
	WW 27 J 4	2.67 to 1	Engine-Wise	GG 82	GG 71	GJ 9	BG 149 G 4	BH 119 C
	WW 27 J 5	3.79 to 1	Engine-Wise	GG 83	GG 73	GJ 10	BG 149 G 4	BH 119 C
 <p>TAKE-OFF SHAFT ON LEFT SIDE as Viewed from Flywheel End</p>	WW 27 J 6	2.07 to 1	Counter Engine-Wise	GG 66-3	GG 67-1	BG 149 G 5	BH 119 C 1
	WW 27 J 7	3.00 to 1	Counter Engine-Wise	GG 79-1	GG 77-1	BG 149 G 5	BH 119 C 1
	WW 27 J 8	3.84 to 1	Counter Engine-Wise	GG 80-1	GG 69-1	BG 149 G 5	BH 119 C 1
	WW 27 J 9	2.00 to 1	Engine-Wise	GG 81	GG 71	GJ 8	BG 149 G 5	BH 119 C 1
	WW 27 J 10	2.67 to 1	Engine-Wise	GG 82	GG 71	GJ 9	BG 149 G 5	BH 119 C 1
	WW 27 J 11	3.79 to 1	Engine-Wise	GG 83	GG 73	GJ 10	BG 149 G 5	BH 119 C 1
 <p>TAKE-OFF SHAFT ON RIGHT SIDE as Viewed from Flywheel End</p>	WW 27 J 12	2.07 to 1	Counter Engine-Wise	GG 66-3	GG 67-1	BG 149 G 6	BH 119 C 2
	WW 27 J 13	3.00 to 1	Counter Engine-Wise	GG 79-1	GG 77-1	BG 149 G 6	BH 119 C 2
	WW 27 J 14	3.84 to 1	Counter Engine-Wise	GG 80-1	GG 69-1	BG 149 G 6	BH 119 C 2
	WW 27 J 15	2.00 to 1	Engine-Wise	GG 81	GG 71	GJ 8	BG 149 G 6	BH 119 C 2
	WW 27 J 16	2.67 to 1	Engine-Wise	GG 82	GG 71	GJ 9	BG 149 G 6	BH 119 C 2
	WW 27 J 17	3.79 to 1	Engine-Wise	GG 83	GG 73	GJ 10	BG 149 G 6	BH 119 C 2
 <p>TAKE-OFF SHAFT ON TOP - 12 o'clock position</p>	WW 27 J 18	2.07 to 1	Counter Engine-Wise	GG 66-3	GG 67-1	BG 149 G 7	BH 119 C 5
	WW 27 J 19	3.00 to 1	Counter Engine-Wise	GG 79-1	GG 77-1	BG 149 G 7	BH 119 C 5
	WW 27 J 20	3.84 to 1	Counter Engine-Wise	GG 80-1	GG 69-1	BG 149 G 7	BH 119 C 5
	WW 27 J 21	2.00 to 1	Engine-Wise	GG 81	GG 71	GJ 8	BG 149 G 7	BH 119 C 5
	WW 27 J 22	2.67 to 1	Engine-Wise	GG 82	GG 71	GJ 9	BG 149 G 7	BH 119 C 5
	WW 27 J 23	3.79 to 1	Engine-Wise	GG 83	GG 73	GJ 10	BG 149 G 7	BH 119 C 5

[Return to Table of Contents](#)

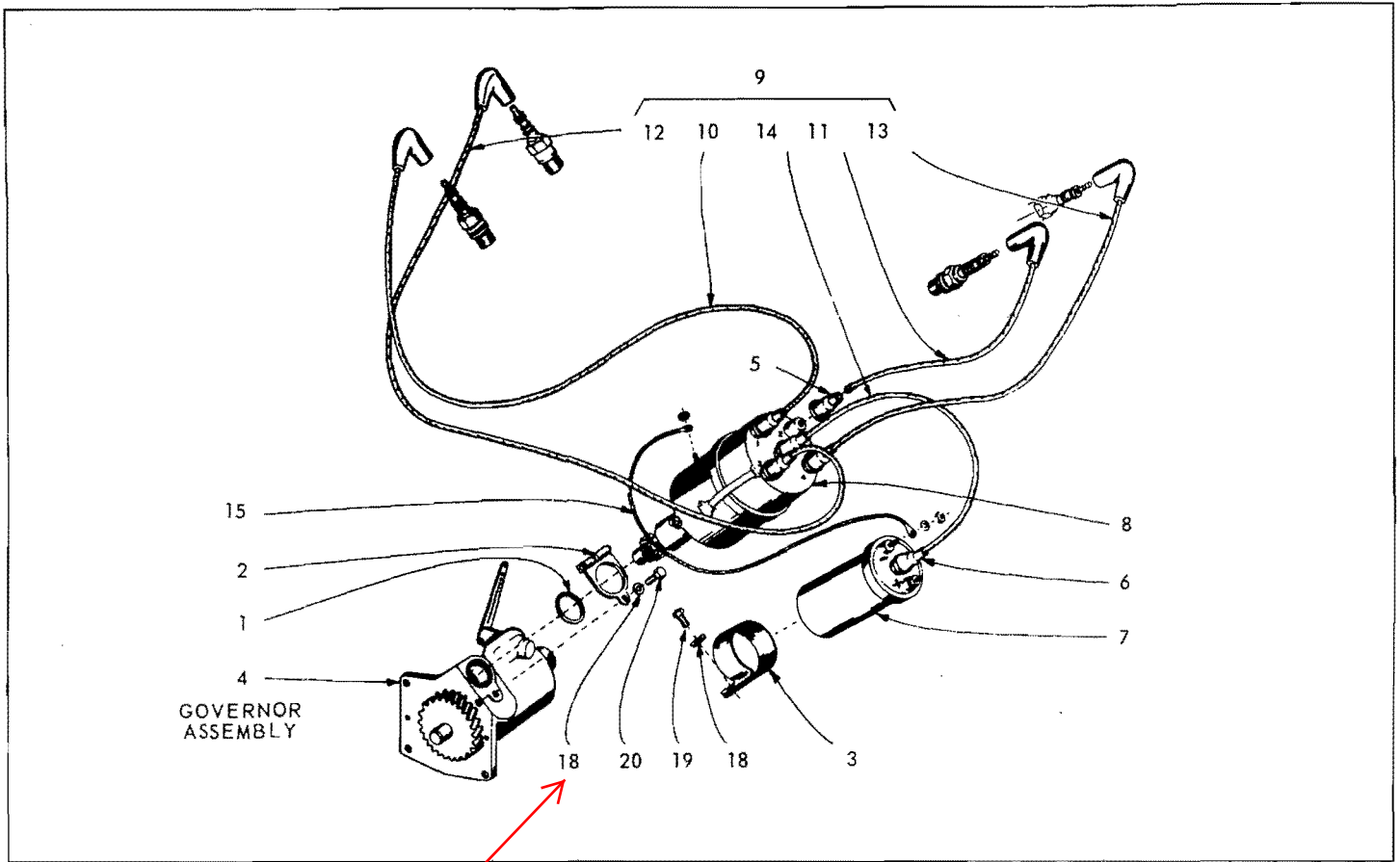
NOTE: ----- through the part no. means it has been discontinued and is not available from Wisconsin

PITT AUTO ELECTRIC CO * 4085 ALPHA DRIVE * ALLISON PARK, PA 15101
FACTORY AUTHORIZED WISCONSIN MOTORS DISTRIBUTOR
TOLL FREE 1-800-245-0711 EXT 2 * TOLL FREE FAX 1-800-551-5908

Note: Please call us at 800-245-0711 ext 2 to verify your Distributor Model and parts.

Fig. 26

TF 132B TOP MOUNTED Distributor Drive Assembly



Click the part item number for price, availability and ordering

* NOTE: Ignition coil and mounting parts are not included in TF 132A assembly.

Ref. No.	Part Number	Description	No. Req.	Net Wt.		Ref. No.	Part Number	Description	No. Req.	Net Wt.	
				Lb	Oz					Lb	Oz
1	JK 59	O-RING, distributor to housing	1	1		15	YL 352-11	IGNITION WIRE assembly	1	1	
2	PG 543 A 1	CLAMP assembly, distributor mt'g.	1	3				Coil to distributor.			
3	PG 1257	STRAP, ignition coil mt'g.	1	4				STANDARD HARDWARE			
4	T 113 A	GOVERNOR assembly	1	6		18	PE 3	LOCKWASHER, 1/4" spring lock	2	1	
		See following page for Service Parts.						1-for advance arm lock			
5	YD 20	TERMINAL CAP	5	1				1-for ignition coil mounting			
		For distributor ignition cables.				19	XB 75	SCREW, 1/4"-20 x 3/4" long, socket hd.	1	1	
6	YD 20 A	TERMINAL CAP, ignition coil	1	1				For ignition coil mounting.			
7	YF 38 A *	IGNITION COIL, (12 volt)	1	2		20	XD 5	SCREW, 1/4"-20 x 5/8" long, hex head.	1	1	
8	YF 50 D 51	DISTRIBUTOR with clamp assembly	1	3	8			For advance arm lock.			
9	YL 385	IGNITION CABLE SET	1	1							
		Consisting of:									
10		YL 339-28 Cable for #1 cylinder	1								
11		YL 339-14 Cable for #2 cylinder	1								
12		YL 339-32 Cable for #3 cylinder	1								
13		YL 339-14 Cable for #4 cylinder	1								
14		YL 358-12 Coil cable	1								
		YD 20 Terminal cap	5								
		YD 20 A Terminal cap	1								

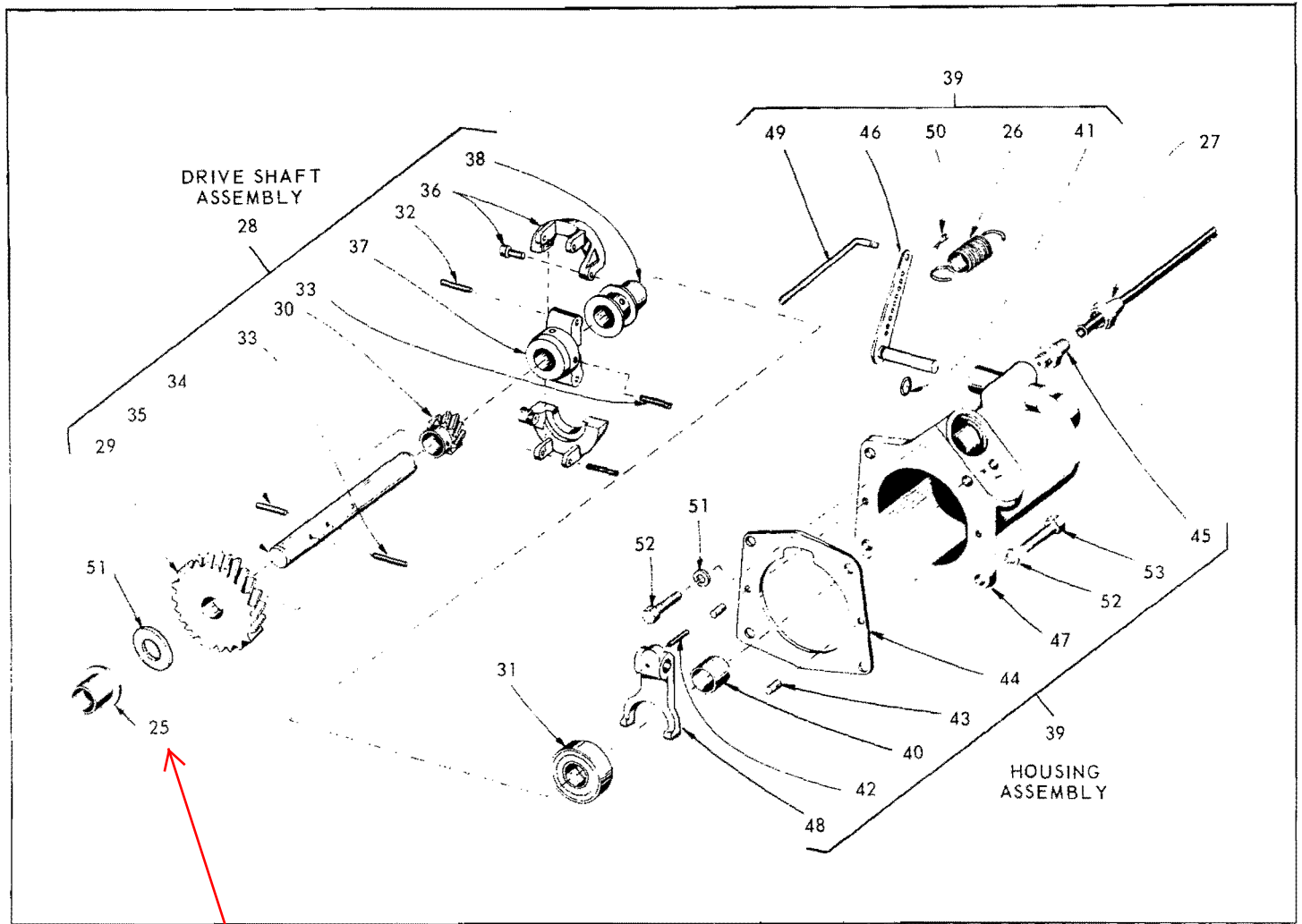
Return to Table of Contents

PITT AUTO ELECTRIC CO * 4085 ALPHA DRIVE * ALLISON PARK, PA 15101
 TOLL FREE 1-800-245-0711 EXT 2 * TOLL FREE FAX 1-800-551-5908

Note: Please call us at 800-245-0711 ext 2 to verify your Governor Model & parts.

Model W4-1770

T113A GOVERNOR ASSEMBLY For Distributor Drive



Click the part item number for price, availability and ordering

Parts are identified by reference number. See parts list for correct part number.

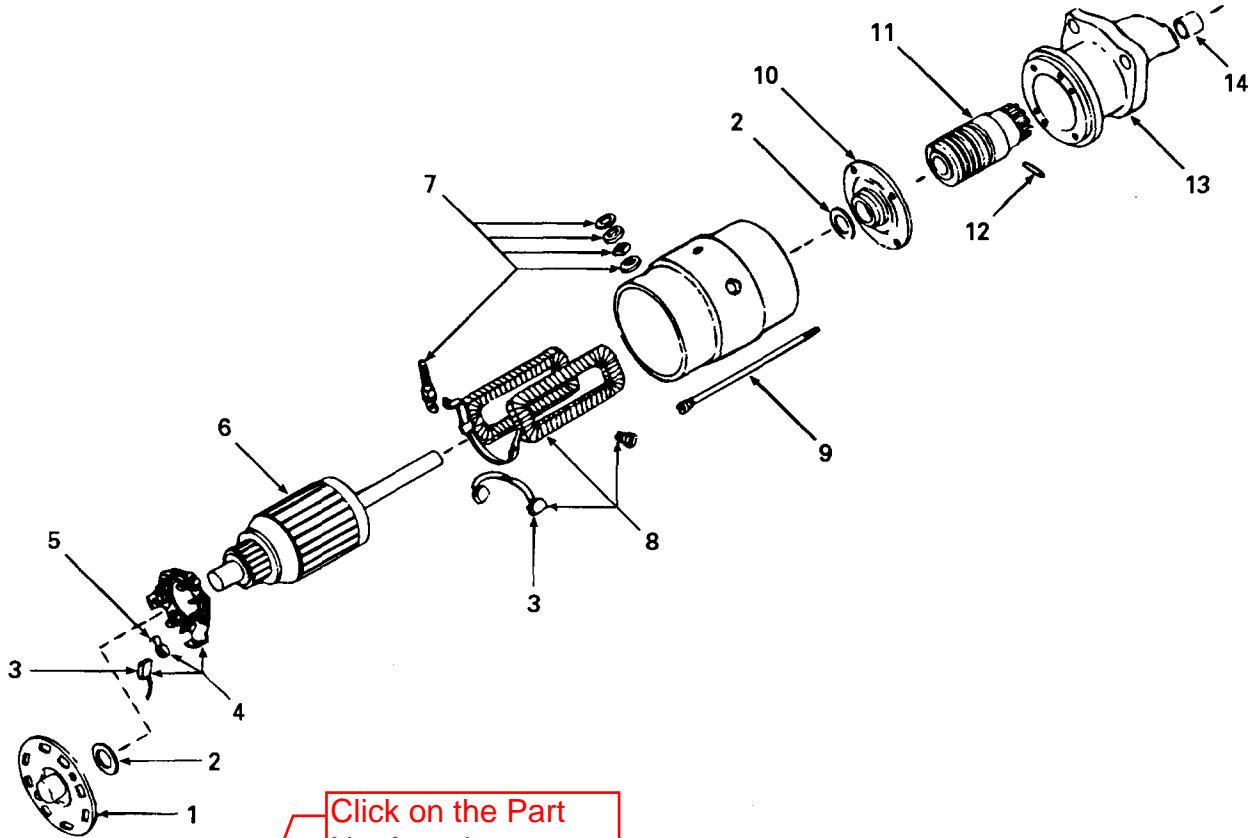
Ref. No.	Part Number	Description	No. Req.	Net Wt.		Ref. No.	Part Number	Description	No. Req.	Net Wt.	
				Lb	Oz					Lb	Oz
25	HG 271	BUSHING, drive shaft (in gear cover) ..	1		1	39	TC 507 S1	GOVERNOR HOUSING assembly	1	3	8
26	PM 76	GOVERNOR SPRING	1		1			Consisting of:			
27	RM 476	OIL LINE, governor to crankcase	1		3	40		HG 268 BUSHING, shaft	1		1
28	TA 133A	DRIVE SHAFT assembly	1	2		41		JK 52 'O'RING for cross shaft	1		1
		Consisting of:				42		PA 367 ROLL PIN for yoke	1		1
29	GD 143A	DRIVE GEAR	1		8	43		PA 467 DOWEL PIN for housing	2		1
30	GF 90	DISTRIBUTOR GEAR	1		1	44		QD 615A HOUSING GASKET	2		1
31	(Ref. 38)	THRUST BEARING				45		RF 269-2 FITTING, oil line restriction	1		1
32	PA 340	ROLL PIN for flyweights	2		1	46		TC 506 CROSS SHAFT and LEVER	1		2
33	PA 359	ROLL PIN for gear and hub	2		1	47		TC 507 HOUSING (Order TC 507 S1)			
34	PA 367	ROLL PIN for distr. gear	1		1	48		VB 98A-6 YOKE	1		2
35	TA 134	DRIVE SHAFT	1		8	49		VE 440 B CONTROL ROD	1		1
36	TC 322D S1	FLYWEIGHT w thrust pin	2		3	50		X132 COTTER PIN, 3 64x3 8" ..	1		1
37	TC 346B 1	HUB	1		4	51	PH 313 A	WASHER, governor thrust	1		1
38	TC 348E S1	THRUST SLEEVE and ME100 B bearing assem.	1		4			STANDARD HARDWARE			
						52	PE 4	LOCKWASHER, 5 16" spring lock	4		1
								For governor housing mounting.			
						53	XD 17	SCREW, 5 16"-18x1" long, hex. head ..	4		1
								For governor housing mounting.			

PITT AUTO ELECTRIC CO * 4085 ALPHA DRIVE * ALLISON PARK, PA 15101
 TOLL FREE 1-800-245-0711 EXT 2 * TOLL FREE FAX 1-800-551-5908

Note: Please call us at 800-245-0711 ext 2 to verify your Starter Model and parts.

YA61 (12 Volt) Starting Motor Assembly, Pr stolite No. MHA-7021

USE WITH MODELS TJD, VG4D, VH4D, W2-880, W4-1770



Click on the Part No. for price, availability & to add to your cart

ITEM	PART NO.	DESCRIPTION	QTY	ITEM	PART NO.	DESCRIPTION	QTY
1	28MDT1002	Head assembly (includes bronze bearing, lube felt)	1	8	28MDU2005AS1	Field coil package (includes brush set, screw)	1
2	28P90-263	Thrust washer package	1	9	28GJ20S	Thru bolt package	1
3	28MDL2012CS	Brush set	1	10	28MCH1051	Bearing plate assembly	1
4	28MDL1064SS	Brush plate assembly (includes item 5; includes brush)	1	11	93EBC1	Bendix drive assembly	1
5	28MZ19S	Spring set	1	12	28-90-2140	Pin package	1
6	28MDL2246	Armature assembly	1	13	28PS1473S	Pinion housing assembly (includes item 14)	1
7	28-90-711	Terminal stud package	1	14	28MG77A	Bronze bearing	1

[Return to Table of Contents](#)

NOTE: ----- through the part no. means it has been discontinued and is not available from Wisconsin

PITT AUTO ELECTRIC CO * 4085 ALPHA DRIVE * ALLISON PARK, PA 15101
FACTORY AUTHORIZED WISCONSIN MOTORS DISTRIBUTOR
TOLL FREE 1-800-245-0711 EXT 2 * TOLL FREE FAX 1-800-551-5908