

## *Important Notice*

The manuals contained in this computer file are reproductions from the “Wisconsin Engine” counter catalog, part number “S236”. This manual was last produced in the mid 1980’s.

As with any printed data, the information contained in these manuals may not be the most up-to-date available. It is provided as a convenience to our customers and all information should be verified before making repairs to an engine or component.

All service parts are sold through our Distributor Network. Visit our website ([www.wisconsinmotors.com](http://www.wisconsinmotors.com)) to locate a distributor near you.



**Wisconsin  
Motors, LLC**

Sales Office

2020 Fletcher Creek Drive - Memphis, TN 38133

Phone (901) 371-0353 Toll Free 800-932-2858

[www.wisconsinmotors.com](http://www.wisconsinmotors.com)

# AFH-AGH-AHH ENGINES

## Important Notice

The manuals contained in this computer file are reproductions from the "Wisconsin Engine" counter catalog, part number "S236". This manual was last produced in the mid 1980's.

As with any printed data, the information contained in these manuals may not be the most up-to-date available. It is provided as a convenience to our customers and all information should be verified before making repairs to an engine or component.

## **SERVICE FACILITIES**

**WISCONSIN MOTORS, L.L.C.** Distributors and Service Centers, located throughout the U.S. and foreign countries, have been carefully selected to insure complete and efficient repair and inspection services to owners of **WISCONSIN MOTORS** Engines. These service centers, equipped and staffed for complete engine repair, also stock engines parts to facilitate immediate delivery for the complete line of **WISCONSIN MOTORS** Engines.

Order parts from the **WISCONSIN MOTORS, L.L.C.** Distributor or Service Center in your locality. Refer to the Yellow Pages of the Telephone Directory under **ENGINES**, or visit our website, [www.wisconsinmotors.com](http://www.wisconsinmotors.com) to locate a distributor in your area. You can also call Wisconsin Motors toll free, 800-932-2858.

The **MODEL**, **SPECIFICATION** and **SERIAL NUMBER** of your engine must be given when ordering parts. The **MODEL**, **SPECIFICATION** and **SERIAL NUMBER** are on the engine nameplate.




**Wisconsin  
Motors, LLC**

Sales Office

2020 Fletcher Creek Drive - Memphis, TN 38133

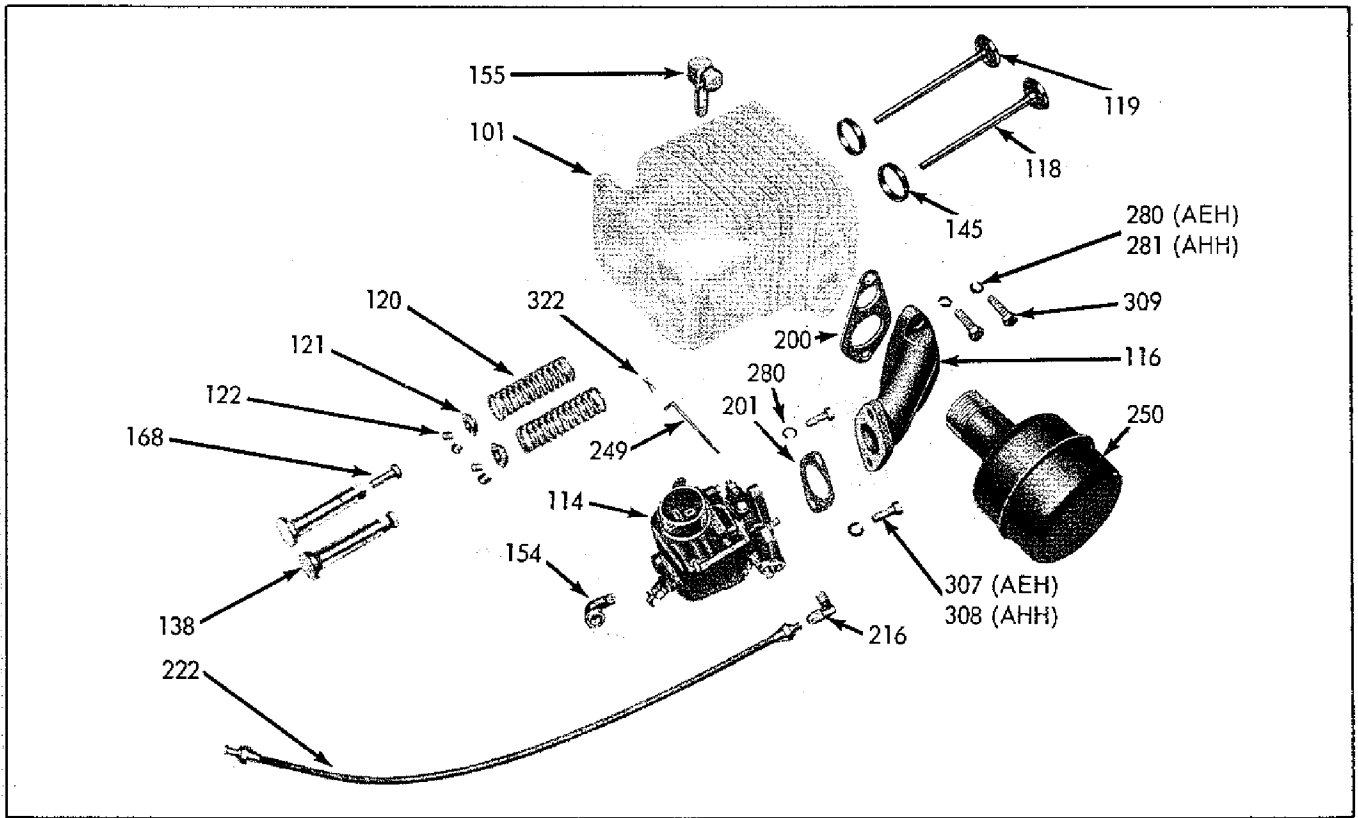
Phone (901) 371-0353 Toll Free 800-932-2858

[www.wisconsinmotors.com](http://www.wisconsinmotors.com)



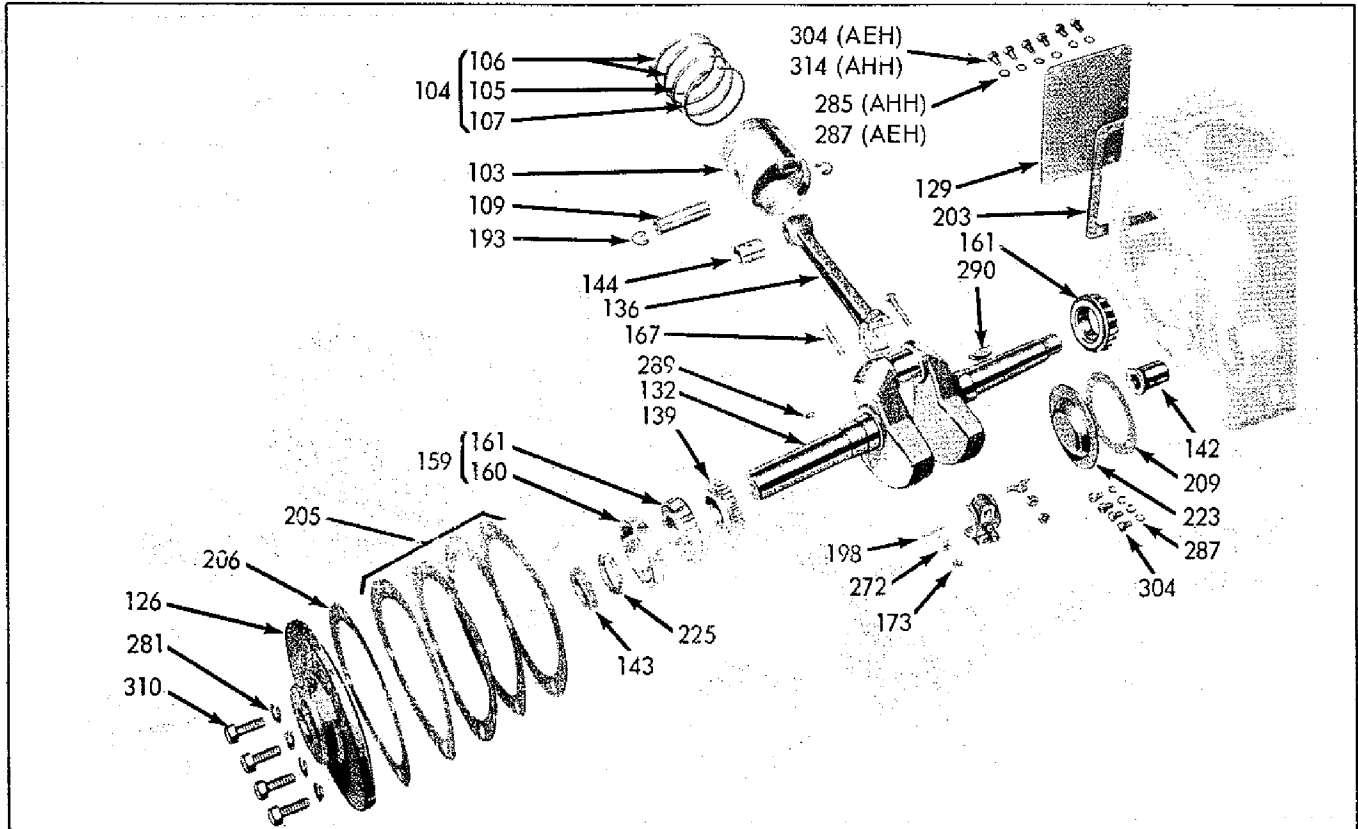
**CRANKCASE, BASE, CYLINDER BLOCK AND HEAD GROUP**  
 Parts are identified by reference number. See parts list for correct part number.

115803C-1



**VALVES, MANIFOLD AND CARBURETOR GROUP**

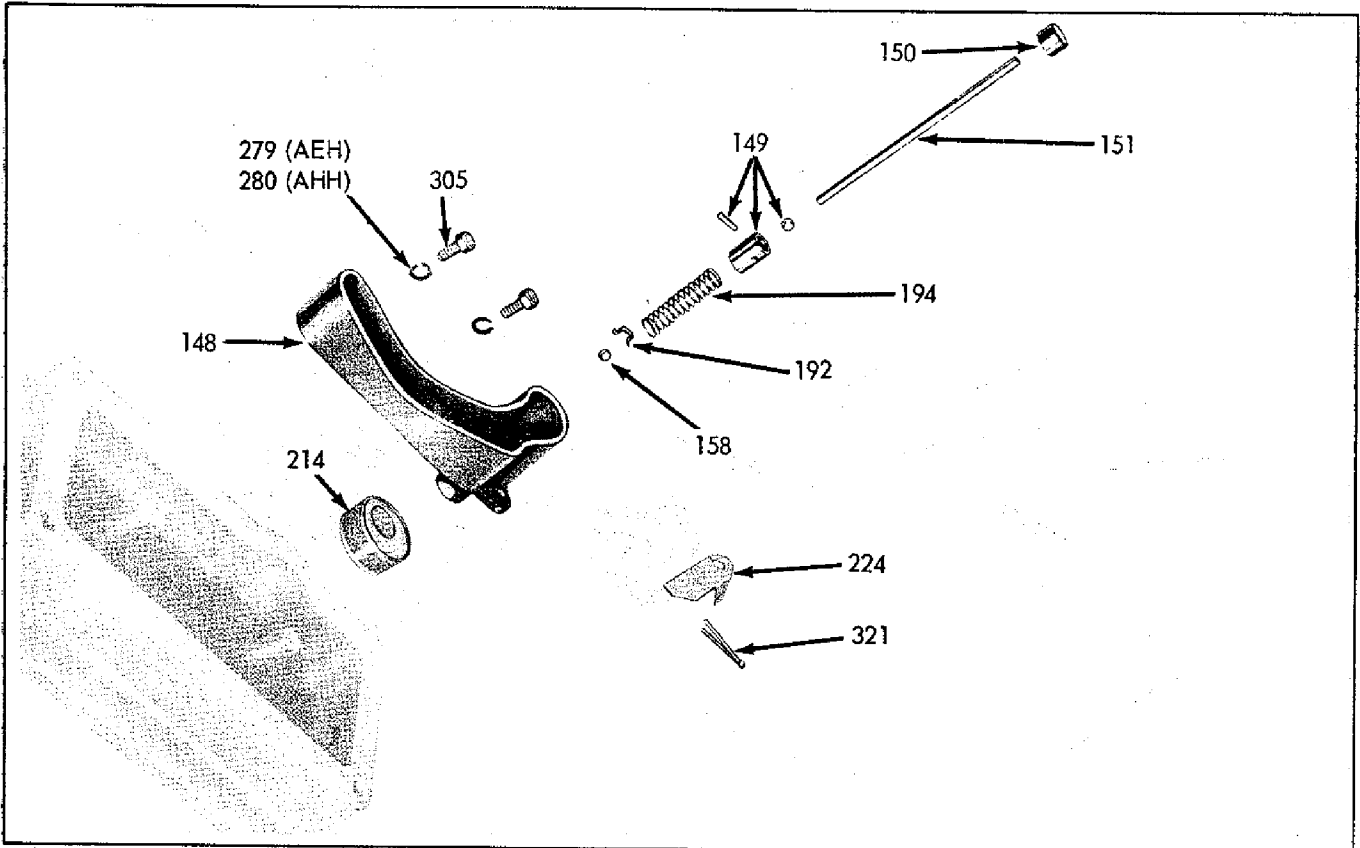
76860C-1



**BEARING PLATE, CRANKSHAFT, PISTON AND CONNECTING ROD GROUP**

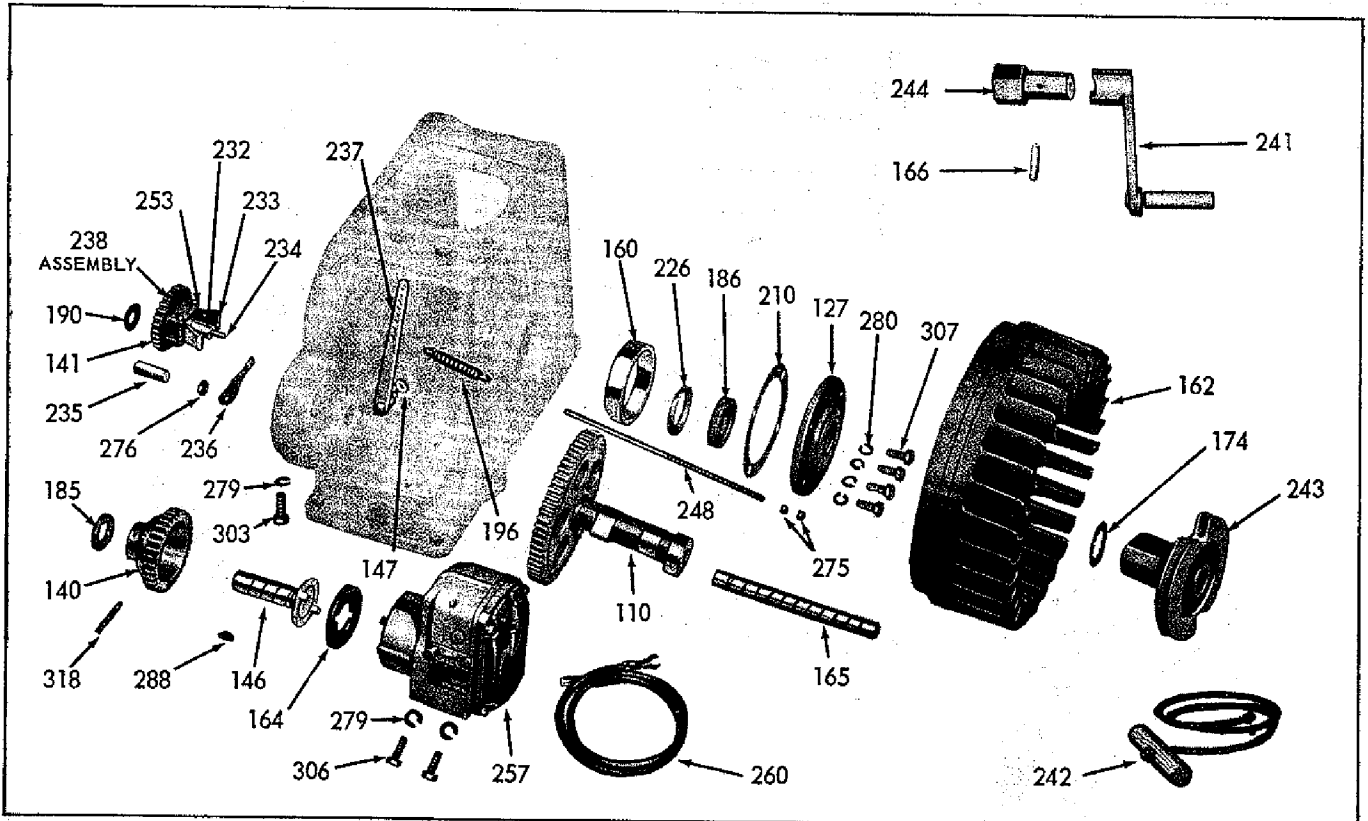
Parts are identified by reference number. See parts list for correct part number.

115802C



OIL PUMP

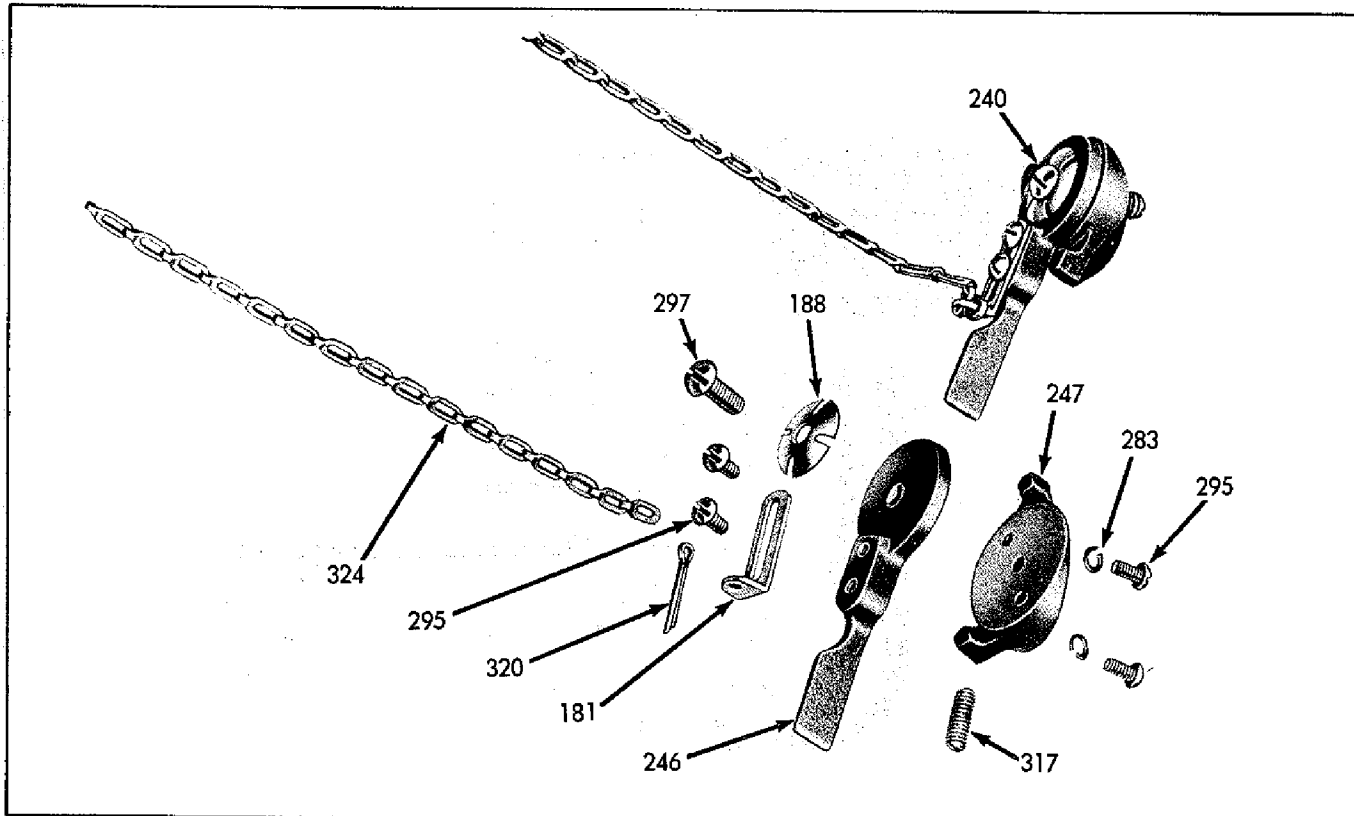
115804C



MAGNETO, GOVERNOR, CAMSHAFT AND FLYWHEEL GROUP

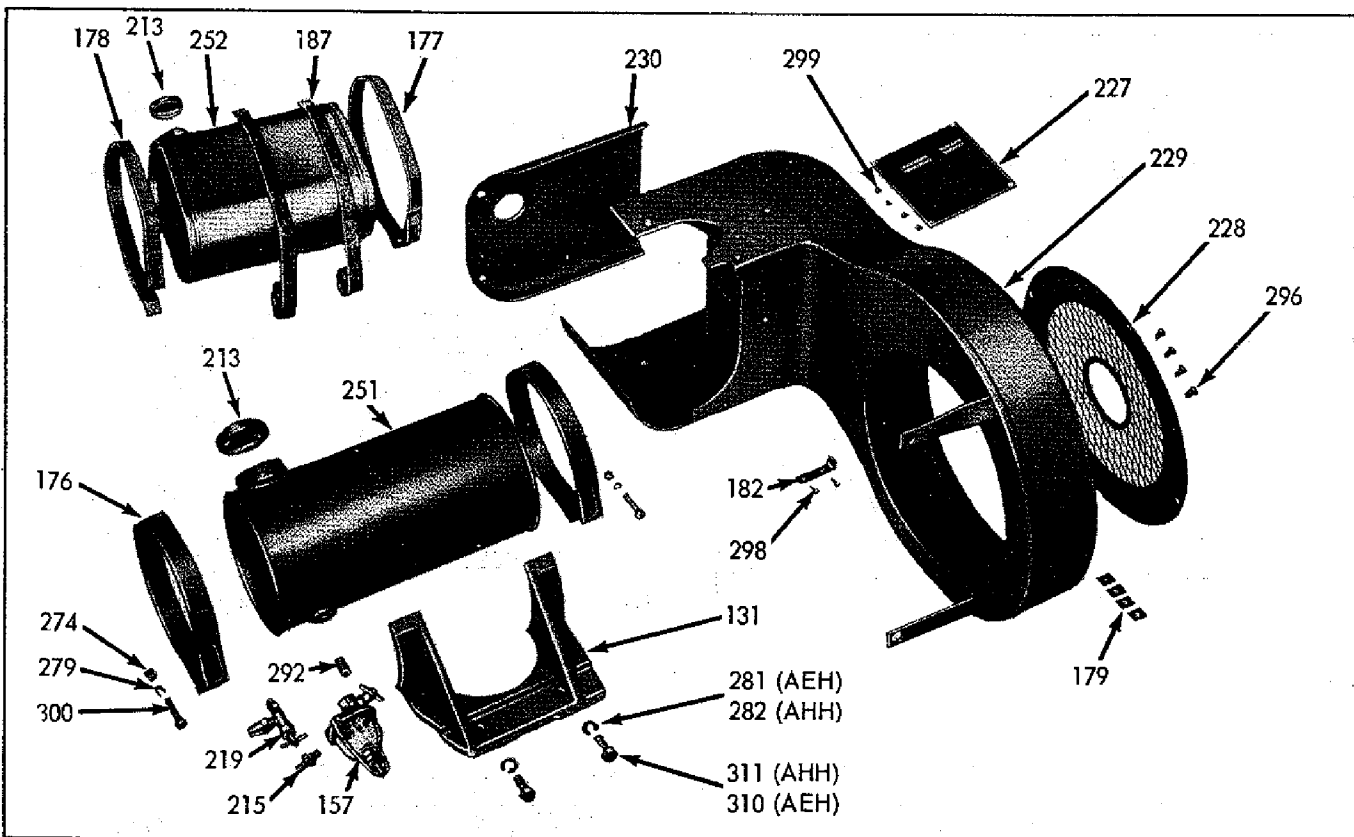
Parts are identified by reference number. See parts list for correct part number.

77521C-2



**GOVERNOR CONTROL ASSEMBLY**

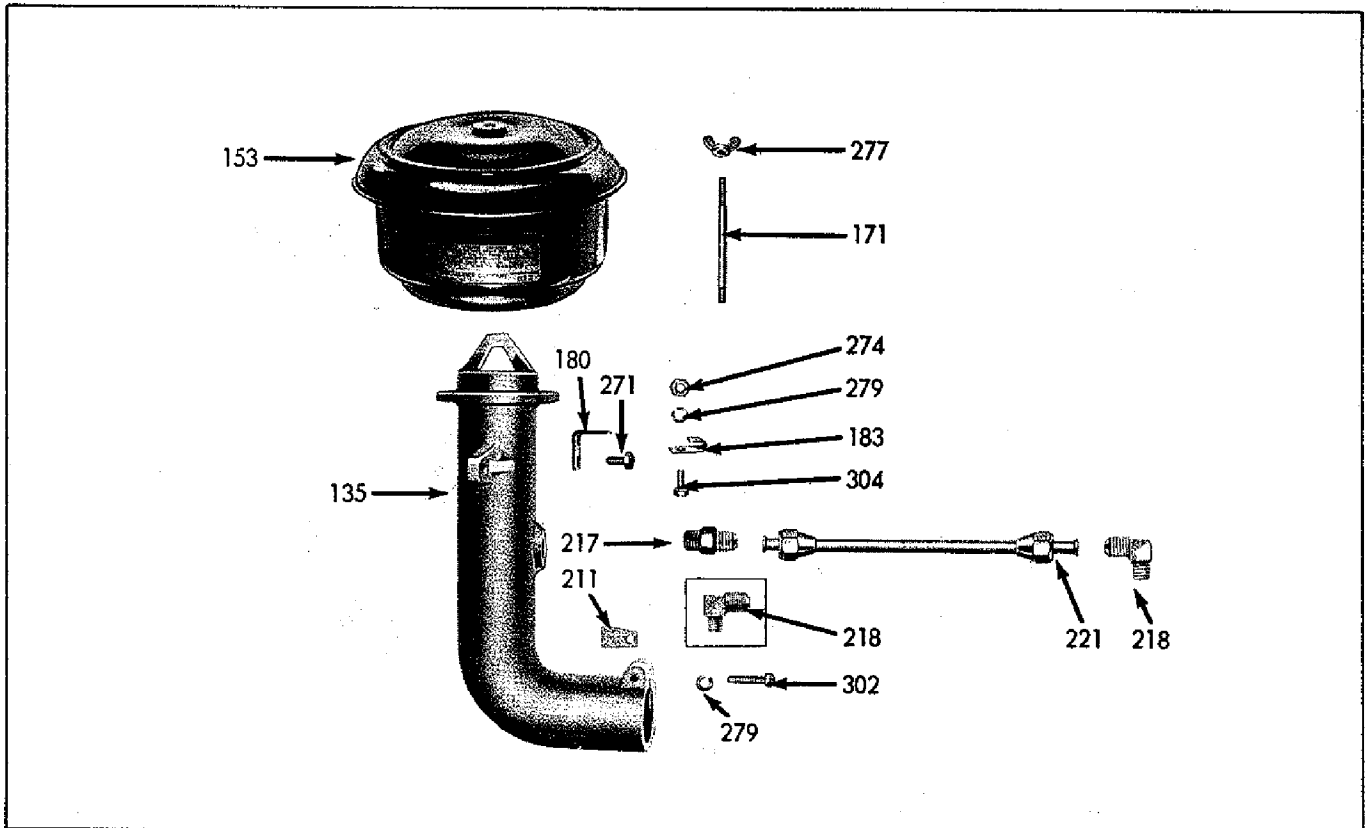
71720C



**AIR SHROUDING AND FUEL TANK GROUP**

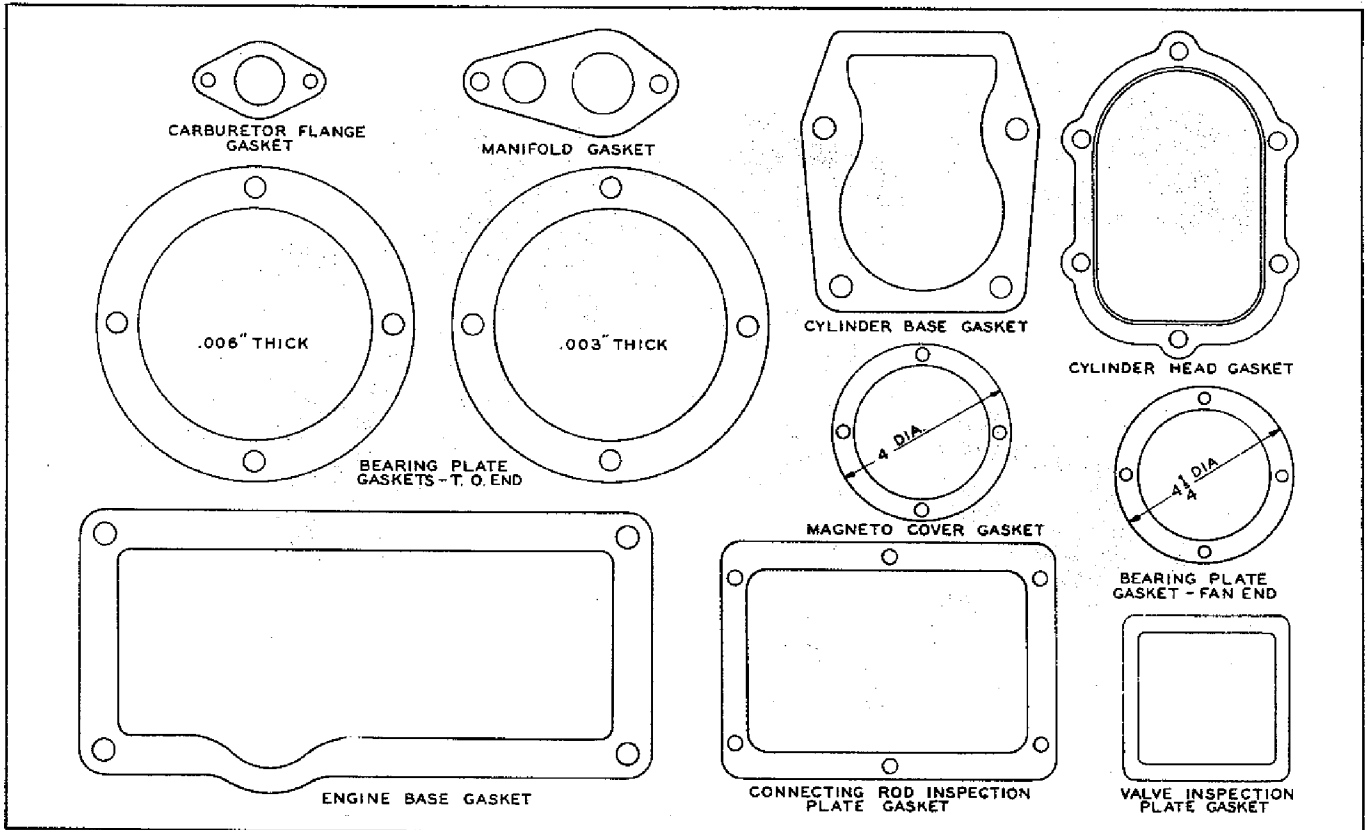
76859C-1

Parts are identified by reference number. See parts list for correct part number.



**AIR CLEANER MOUNTING GROUP**

115801C



**GASKET SET, Ref. No. 197**

Parts are identified by reference number. See parts list for correct part number.

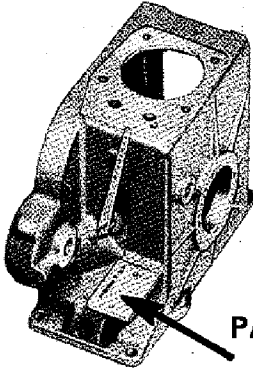
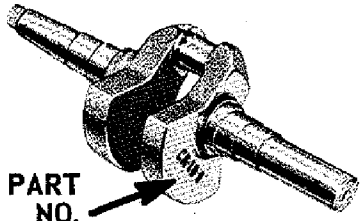
**PARTS LIST  
FOR MODELS AFH, AGH AND AHH**

Ref. No.	Part Number			Description	No. Req	Net Weight	
	Model AFH	Model AGH	Model AHH			Lb	Oz
101	AA-71C-S1	AA-73C-S1	AA-79A-S1	CYLINDER BLOCK ASSEMBLY, Complete with valves, springs, seats, locks, inserts, cover and gasket.	1	21	
	AA-71C-S2	AA-73C-S2	AA-79A-S2	CYLINDER BLOCK with valve seat inserts .....		20	
102	AB-81	AB-82-E	AB-82	CYLINDER HEAD .....	1	3	8
103	DB-160-D	DB-183-D	DB-172-C	PISTON, standard size .....	1	1	1
				DB-160B-1 Piston—replaced by DB-160-D.			
				PISTON, standard size .....	1	1	2
				DB-183, DB-183A, DB-183C Pistons—replaced by DB-183-D.			
				PISTON, standard size .....	1	1	3
				DB-172A Piston—replaced by DB-172-C. Pistons are also furnished .005", .010", .020", .030" oversize and semi-finished.			
104	DR-7	DR-8	DR-9	PISTON RING SET, standard size .....	1		4
				Consisting of:			
106	DC-125-A	DC-126-A	DC-141-A	COMPRESSION RING .....	3		1
107	DC-112-A	DC-111	DC-118-A	OIL RING .....	1		1
				Piston rings and ring sets are also furnished .005", .010", .020" and .030" oversize.			
109	DE-59	DE-59	DE-63	PISTON PIN, standard size .....	1		4
				Piston pins are also furnished .005", .010", .020" and .030" oversize.			
110	EA-92B-S1	EA-92B-S1	EA-92B-S1	CAMSHAFT and GEAR ASSEMBLY, standard .....	1	3	12
				For cast iron crankcase - Consisting of: Camshaft and Gear with support pin. EA-92-S1 - replaced by EA-92B-S1.			
	EA-92B-S2	EA-92B-S2	EA-92B-S2	For Aluminum Crankcase.....		3	14
				EA-92-S2 - replaced by EA-92B-S2.			
114	L-48-K	L-48-K	L-48-H	CARBURETOR, Zenith 161-7, No. 10610.....	1	3	
				(For engines beginning with Serial 1045285)			
				L-45-A, Stromberg UC-3/4, No. 425017 .....		3	10
				(For engines to and including Serial 1045284)			
				CARBURETOR, Zenith 161-7, No. 10610.....	1	3	
				(For engines beginning with Serial 1045289)			
L-45A-4, Stromberg UC-7/8, No. 425044.....		3	10				
(For engines to and including Serial 1045288)							
				CARBURETOR, Zenith 161-7, No. 10535.....	1	3	
				(Beginning with engine Serial 1070191)			
				L-45A-2, Stromberg UC-7/8, No. 425041 .....		3	10
				(For engines to and including Serial 1070190)			
				L-49-B, Marvel-Schebler Carb., Model TSX-147 .....		3	8
				NOTE: See carburetor bulletins in back of manual for service replacement parts list.			
116	LD-230	LD-230	LD-231	MANIFOLD .....	1	3	

Order parts from nearest **SERVICE STATION** shown in directory following parts list.  
**IMPORTANT:** Always give Model, Specification and Serial Numbers as shown on name plate.



## PARTS INTERCHANGEABLE ON MODELS AFH, AGH AND AHH

Ref. No.	Part Number	Description	No. Req.	Net Wt.		Ref. No.	Part Number	Description	No. Req.	Net Wt.	
				Lb	Oz					Lb	Oz
118	AE-76-E	EXHAUST VALVE ..... AE-76-C Valve, replaced by AE-76-E.	1		4	127	BG-125-S1	BEARING RETAINER PLATE ASSEMBLY, Flywheel end ..... Consisting of: 1 BG-125 Plate 1 PH-193-1 Seal 1 SD-39-1 Retainer	1	1	2
	AE-76-D	STELLITE EXHAUST VALVE ..... For AFHD, AGHD, AHHD engines.	1		4						
119	AE-76-N	INLET VALVE ..... Valves are also furnished with .004" oversize valve stem.	1		4	129	BH-101	CONNECTING ROD INSPECTION PLATE .....	1		9
120	AF-52	VALVE SPRING ..... AF-50 Spring, replaced by AF-52.	2		2	130	BH-103	VALVE TAPPET INSPECTION PLATE .....	1		4
121	AG-26	SEAT for valve spring .....	2		1	131	BI-170-E	FUEL TANK BRACKET—sheet steel .... BI-170-C—cast iron For service, order BI-170-E with 1 ea. PG-518 and PG-518-A straps for WE-37-F oval tank or 2 PG-517 straps for WE-14-K round tank.	1	1	12
122	AH-9	LOCK for valve spring seat.....	2 pr		1	132	CRANKSHAFT ASSEMBLY .....	Consisting of: 1 Crankshaft 1 GA-30 Gear 2 ME-66 Bearings 1 PL-55 Key  <b>NOTE:</b> The part number of the crankshaft will be found stamped on the cheek facing the take-off end of the shaft as illustrated in Fig. 2. <b>ORDER BY THIS NUMBER</b> and by giving the Model, Specification and Serial Numbers of the engine.	1		20
124		CRANKCASE ASSEMBLY .....	1	30							
		Consisting of: 1 Crankcase 1 HC-43 Bushing 1 PE-34 Washer 1 SA-13 Plug 1 TC-373 Shaft 1 XB-82 Screw  <b>NOTE:</b> The part number of the crankcase is stamped on the face of the magneto mounting pad as shown in Fig. 1. <b>ORDER BY THIS NUMBER</b> and by giving the Model, Specification and Serial Numbers of the engine.									
		 <p style="text-align: right; margin-right: 50px;"><b>PART NO.</b></p>						 <p><b>PART NO.</b></p>			
		Fig. 1      173776C						141332C-1 Fig. 2			
125	BB-100-A	ENGINE BASE .....	1	18		135	BI-266-S1	AIR CLEANER BRACKET ASSEMBLY .. Consisting of: 1 BI-266 Bracket 1 QD-547 Gasket 1 XB-20 Screw	1	1	4
126	BG-105A-2-S1	MAIN BEARING PLATE ASSEMBLY .... take-off end. Consisting of: 1 BG-105A-2 Plate 1 HF-236 Seal 1 SD-35 Retainer	1	5	7	136	DA-48-A-S1	CONNECTING ROD ASSEMBLY .....	1	1	15
	BG-105A-2-S2	MAIN BEARING PLATE ASSEMBLY .... Take-off end. Consisting of: 1 BG-105A-2 Plate 1 HF-236 Seal 1 ME-66-1 Bearing cup 1 SD-35 Retainer	5		12			(Beginning with engine Serial 776579) Consisting of: 1 DA-48-A Rod 1 HG-131-A Bushing 2 PB-146-1 Bolts 2 PD-11 Nuts 2 PD-182 Palnuts 2 QA-112 Shims  <b>DA-48-S1 CONNECTING ROD ASSEMBLY</b> (For engines to and including Serial 776578) Consisting of:  <span style="float: right;">(Continued)</span>	2		1

Order parts from nearest **SERVICE STATION** shown in directory following parts list.

**IMPORTANT:** Always give Model, Specification and Serial Numbers as shown on name plate.

## PARTS INTERCHANGEABLE ON MODELS AFH, AGH AND AHH

Ref. No.	Part Number	Description	No.			Ref. No.	Part Number	Description	No.		
			Req	Lb	Oz				Req	Lb	Oz
		1 DA-48 Rod 1 HG-131-A Bushing 2 PB-146-1 Bolts 2 PD-149 Nuts 2 QA-106 Shims 2 XI-7 Pins <b>NOTE: DA-48A-S1 and DA-48-S1</b> Connecting rods are interchangeable and either one is used for service.  A price allowance is made on connecting rods returned in which bearing has been burned out, but which are otherwise complete and in condition to be rebabbitted.  Connecting rods are also furnished .010" .020" and .030" undersize.				154	LO-38	<b>CARBURETOR DRIP PLUG ASSEMBLY</b> For Stromberg carburetor.	1		1
138	F-62	<b>VALVE TAPPET</b> with PB-169A lock-screw ..... FA-39 Tappet, replaced by F-62.	2		5	155	LO-67	<b>BREATHER ASSEMBLY</b> ..... In cylinder block.	1		3
139	GA-30	<b>CRANKSHAFT GEAR</b> .....	1		10	157	LP-43	<b>FUEL STRAINER (small)</b> ..... Tillotson No. OW-480-T LP-19 Strainer (large) ..... Tillotson No. OW-418-T <b>NOTE:</b> See illustration in back of parts list for service replacement parts of fuel strainer.	1		3
140	GD-81	<b>MAGNETO DRIVE GEAR</b> .....	1		14	158	ME-38	<b>CHECK BALL</b> for oil pump ..... 5/16" dia. steel.	1		1
141	GD-98	<b>GOVERNOR GEAR</b> .....	1		8	159	ME-66	<b>MAIN BEARING ASSEMBLY</b> ..... Consisting of:	2	1	
142	HC-43	<b>BUSHING</b> for magneto drive shaft .....	1		3	160		1 ME-66-1 Bearing cup (Timken 332)....			5
143	HF-236	<b>CORK OIL SEAL</b> ..... For bearing plate, take-off end.	1		1	161		1 ME-66-2 Bearing cone (Timken 344)..			11
144	HG-131-A-1	<b>PISTON PIN BUSHING</b> ..... HG-131 Bushing, replaced by HG-131A-1 HG-131A Bushing, interchangeable with HG-131A-1.	1		1	162	NC-145	<b>FLYWHEEL</b> .....	1	32	
145	HG-150-A HG-150-D	<b>VALVE SEAT INSERT, standard</b> ..... <b>STELLITE EXHAUST VALVE SEAT INSERT</b> for AFHD, AGHD, AHHD engines with Stellite valves .....	2		1	164	OA-130-B	<b>MAGNETO COUPLING DISC</b> ..... OA-130-A Disc, replaced by OA-130-B.	1		1
146	JD-335	<b>MAGNETO DRIVE SHAFT</b> .....	1		8	165	PA-216	<b>CAMSHAFT SUPPORT PIN</b> .....	1		8
147	JK-52	<b>'O' RING</b> for governor lever fulcrum pin PH-310 Oil Seal (available for service) replaced by JK-52—but not interchangeable unless complete TC-377-A-2 Fulcrum Pin and Lever Assembly, which includes JK-52 'O' ring, is ordered.	1		1	166	PA-239	<b>PIN</b> for starting crank nut .....	1		1
148	KA-56	<b>OIL PUMP BODY and SPLASH TROUGH</b> .....	1	2		167	PB-146-1-51	<b>CONNECTING ROD BOLT ASSEMBLY</b> .. Consisting of: 1 PB-146-1 Bolt 1 PD-11 Nut 1 PD-182 Palnut	2		2
149	KF-14-51	<b>OIL PUMP PLUNGER ASSEMBLY</b> ..... Consisting of: 1 KF-14 Plunger 1 ME-38 Ball 1 PA-217 Pin	1		2	168	PB-169-A	<b>VALVE TAPPET ADJUSTING SCREW</b> .. For F-62 tappet. PB-147 Screw with PD-141 nut for obsolete FA-39 tappet.	2		1
150	KF-19-A	<b>CAP</b> for oil pump plunger push rod .....	1		1	170	PC-314	<b>STUD</b> for air shroud cover to cylinder head .....	2		1
151	KF-18-1	<b>PUSH ROD</b> for oil pump plunger .....	1		2	171	PC-372	<b>STUD</b> for mounting air cleaner to bracket .....	1		1
153	LO-24	<b>AIR CLEANER</b> , United Specialties Co. No. H-55-7185 .....	1	1	12	173	PD-182	<b>PALNUT</b> for connecting rod bolt, 3/8"-24..... <b>NOTE:</b> PD-182 Palnut and PD-11, 3/8"-24 Plain Nut replace PD-149 Slotted nut and Cotter pin.	2		1
		Service Parts: United Specialties Part Numbers: 1 A-7419 Base Gasket 1 A-7421 Oil Seal Gasket 1 A-7428 Body Assembly 1 A-7432 Filter Unit 1 A-9313 Top Cap 1 A-12921 Top Cap Gasket				174	PE-59	<b>LOCKWASHER</b> —1" External Everlock.... For starting crank nut.	1		1
						176	PG-517	<b>FUEL TANK STRAP</b> for WE-14K round tank and sheet steel bracket .....	2		4
								(Beginning with engine Serial 1124668) <b>PG-84</b> Strap for WE-14K round tank and cast iron bracket .....	2		4
								(For engines to and including 1124667)			
						177	PG-518	<b>FUEL TANK STRAP</b> (flywheel end) .....	1		7
						178	PG-518-A	<b>FUEL TANK STRAP</b> (take-off end) .....	1		7
								For WE-37F oval tank and sheet metal bracket. <b>PG-99</b> and <b>PG-99-A</b> Straps (flywheel and take-off end resp.) .....	2		7
								For WE-37F oval tank and cast iron bracket.			

(Continued)

Order parts from nearest **SERVICE STATION** shown in directory following parts list.  
**IMPORTANT:** Always give Model, Specification and Serial Numbers as shown on name plate.

## PARTS INTERCHANGEABLE ON MODELS AFH, AGH AND AHH

Ref. No.	Part Number	Description	No.			Ref. No.	Part Number	Description	No.		
			Req.	Lb	Oz				Req.	Lb	Oz
		<b>NOTE:</b> Steel binder strapping for mounting fuel tank, on engines sent out from the factory, is not serviceable in the field. Order PG-517 Straps for WE-14-K round tank or PG-518 and PG-518-A for WE-37-F oval tank with 1 each PD-77 Nut, PE-3 Lockwasher and XA-88 Screw				204	QD-482	GASKET for valve tappet inspection plate	1		1
179	PG-315	CLIP for flywheel screen mounting	4		1	205	QD-479-A	GASKET for main bearing plate, take-off end, .006" thick	9		1
180	PG-343	BRACE for mounting air cleaner bracket to shroud	1		1	206	QD-479-C	GASKET for main bearing plate, take-off end, .003" thick	1		1
181	PG-358	ADJUSTING STRAP For governor control chain.	1		1	207	QD-477	GASKET for cylinder base	1		1
182	PG-412	BRACKET For governor adjusting screw.	1		1	208	QD-514-B	GASKET for engine base	1		1
183	PG-430	CLIP for spark plug wire	1		1	209	QD-516	GASKET for magneto drive cover plate	3		1
185	PH-191	THRUST WASHER For magneto drive shaft.	1		1	210	QD-518	GASKET for bearing plate, flywheel end	1		1
186	PH-193-1	CORK OIL SEAL For bearing plate, flywheel end.	1		1	211	QD-647	GASKET for air cleaner bracket clamp	1		1
187	PH-244	FELT PACKING for PG-99, PG-99-A, PG-518 and PG-518-A tank straps	2		1	214	RD-107	OIL STRAINER	1		1
188	PH-282	FRICTION WASHER For governor control.	1		1	215	RF-269	STRAIGHT FITTING for fuel line - in strainer	1		1
190	PH-313	SHIM for governor sleeve	1		1	216	RF-270	ELBOW for fuel line - in carburetor	1		1
192	PK-50-A	RETAINER for oil pump check ball PK-50 Retainer, replaced by PK-50-A.	1		1	218	RF-296	ELBOW for breather line 1-in cylinder block. 1-in air cleaner bracket.	2		1
193	PK-37	RETAINING RING for piston pin	2		1	219	RG-22	SHUT-OFF VALVE for fuel line (mounted in tank when fuel strainer is not used)	1		2
194	PM-58	SPRING for oil pump plunger	1		1	221	RM-457	BREATHER LINE, air cleaner bracket to cylinder block	1		4
196	PM-140	GOVERNOR SPRING, 3/8" dia. x 1-9/32" free length of coil	1		1	222	RM-1150	FUEL LINE, tubing with nuts, 18-1/8" long, for engines with fuel strainer in tank	1		6
	PM-141	GOVERNOR SPRING, 5/16" dia. x 1-9/16" free length of coil	1		1			RM-536 Fuel line, 20-1/8" long, for engines with shut-off valve in tank	1		7
	PM-142	GOVERNOR SPRING, 1/4" dia. x 1-29/32" free length of coil	1		1	223	SA-50	COVER PLATE for magneto drive gear	1		5
		<b>NOTE:</b> Three different springs are required to give the full range of speeds on these models of engines. Determine the part number of the spring by the dimensions shown above.				225	SD-35	RETAINER for crankshaft oil seal, take-off end	1		1
197	Q-8	GASKET SET Consisting of: 1 QC-55-A 9 QD-479-A 1 QD-514-B 1 QC-58 1 QD-479-C 2 QD-516 1 QD-476-2 1 QD-481 1 QD-518 1 QD-477 1 QD-482	1		6	226	SD-39-1	RETAINER for crankshaft oil seal, flywheel end	1		1
198	QA-112	CONNECTING ROD SHIM, .002" thick .. (Beginning with engine Serial 776579) For DA-48A-S1 Connecting rod. QA-106 Connecting Rod Shim, 1/8" thick (For engines to and including 776578) For DA-48-S1 rod.	2		1	227	SD-76-D	ENGINE INSTRUCTION and NAME PLATE When ordering name plate, give Model, Specification and Serial Numbers for correct stamping.	1		1
200	QC-55-A	GASKET for manifold QC-55 Gasket, replaced by QC-55-A.	1		1	228	SE-3	FLYWHEEL SCREEN	1		12
201	QC-58	GASKET for carburetor	1		1	229	SE-63-B	AIR SHROUD SE-63-D Air Shroud for engines with electric starter and generator	1	7	12
202	QD-476-2	GASKET for cylinder head	1		1					7	12
203	QD-481	GASKET for connecting rod inspection plate	1		1	230	SE-64	COVER for air shroud	1		15
						232	TC-370-B	GOVERNOR GEAR SLEEVE TC-370 Sleeve, replaced by TC-370-B.	1		2
						233	TC-371-A	GOVERNOR FLYWEIGHT TC-371 Flyweight, replaced by TC-371A	2		1
						234	TC-372	GOVERNOR PLUNGER	1		1
						235	TC-373	GOVERNOR SHAFT	1		2
						236	TC-375	INNER GOVERNOR LEVER	1		1
						237	TC-377A-2	OUTER GOVERNOR LEVER and FULCRUM PIN with JK-52 'O' ring TC-377-A Lever and Pin, replaced by TC-377A-2.	1		2

Order parts from nearest **SERVICE STATION** shown in directory following parts list.

**IMPORTANT:** Always give Model, Specification and Serial Numbers as shown on name plate.

**PARTS INTERCHANGEABLE ON MODELS AFH, AGH AND AHH**

Ref. No.	Part Number	Description	No.			Ref. No.	Part Number	Description	No.		
			Req.	Lb	Oz				Req.	Lb	Oz
238	TC-378	<b>GOVERNOR FLYWEIGHT ASSEMBLY</b> ..... Consisting of: 1 GD-98 Gear 1 TC-370-B Sleeve 2 TC-371-A Flyweights 1 TC-372 Plunger 2 XJ-45 Rivets	1		12		Y-64	<b>MAGNETO, "EDISON" AJ-1</b> , No. 72020.... Y-56 'Edison' No. 03884, replaced by Y-64.			4
							Y-28	<b>MAGNETO, "EISEMANN" No. AM-1</b> ..... <b>NOTE:</b> These engines are equipped with any one of the magnetos listed above. See magneto bulletins in back of manual for service replacement parts list.			5
240	TT-53	<b>GOVERNOR CONTROL ASSEMBLY</b> ..... Consisting of: 1 PG-358 Strap 1 PH-282 Washer 1 VB-145 Lever 1 VC-29 Disc 1 9100G Chain 2 PE-14 Washers 4 XA-7 Screws 1 XA-35 Screw 1 XE-47 Screw 1 XL-7 Pin	1		10	258	YD-6-51	<b>SPARK PLUG</b> , 18mm, Champion #D-16 or AC No. C86 Com. ....	1		
						259	YD-12	<b>SPARK PLUG SAFETY NIPPLE</b> .....	1		1
						260	YL-120	<b>IGNITION WIRE</b> ..... For 'Wico' Model 'XH', Fairbanks and Edison magnetos. YL-83 Ignition Wire with loop terminal at magneto end..... For 'Wico' Model 'C' magneto.	1		2
241	U-212	<b>STARTING CRANK</b> .....	1	1	7						
242	U-218-A	<b>STARTING ROPE</b> .....	1		4						
243	U-222-A	<b>ROPE STARTER SHEAVE</b> .....	1	2							
		UC-63-B Sheave, replaced by U-222-A.									
244	UC-75-51	<b>STARTING CRANK NUT ASSEMBLY</b> ..... Consisting of: 1 PA-239 Pin 1 UC-75 Crank nut	1	1							
246	VB-145	<b>GOVERNOR CONTROL LEVER</b> .....	1		3						
247	VC-29	<b>FRICTION DISC</b> .....	1		4						
		For governor control.									
248	VE-150C-2	<b>GOVERNOR SPRING ADJUSTING SCREW</b> .....	1		2						
		VE-150-C for engines with electric starter and generator .....			2						
249	VE-440	<b>CONTROL ROD</b> to carburetor .....	1		1	271	PB-160	<b>SCREW</b> , 1/4"-28 thread x 1/2" long, hexagon head.....	1		1
250	WD-34	<b>MUFFLER</b> .....	1	1	6			For mounting air cleaner brace to bracket.			
		WD-5 Muffler, replaced by WD-34.				272	PD-11	<b>NUT</b> , 3/8"-24 thread, hexagon steel .....	2		1
251	WE-14-K	<b>FUEL TANK</b> , round, 1.35 gal. capacity..... WE-14-A, replaced by WE-14-K.	1	2	7			For connecting rod bolts.			
252	WE-37-F	<b>FUEL TANK</b> , oval, 2.75 gal. capacity .... WE-37-C, replaced by WE-37-F. <b>NOTE:</b> Fuel tanks are mounted to the tank bracket with steel binder strapping which is not serviceable in the field. When replacing fuel tank, be sure and order correct replacement straps.	1	3	5	274	PD-77	<b>NUT</b> , 1/4"-20 thread, hexagon steel..... 2-for fuel tank straps. 4-for air shroud cover studs. 1-for spark plug wire clip. 1-for air cleaner brace to shroud.	8		1
						275	PD-115	<b>NUT</b> , No. 10-32 thread, hexagon steel .....	2		1
								For governor spring adjusting screw.			
253	XJ-45	<b>RIVET</b> for governor flyweight .....	2	1		276	PD-141	<b>NUT</b> , 5/16"-24 thread, hexagon steel .....	1		1
254	XK-4	<b>PIPE PLUG</b> , 1/2" square head..... For oil drain.	2		2			For governor lever.			
255	XK-7	<b>PIPE PLUG</b> , 3/8" square head..... For oil filler.	2		3	277	PD-147	<b>WING NUT</b> , 1/4"-20 thread.....	1		1
								For mounting air cleaner.			
257	Y-72	<b>MAGNETO, "FAIRBANKS-MORSE" No. FM-X1A7</b> .....	1	4	14	279	PE-3	<b>LOCKWASHER</b> , 1/4" Positive..... 1-for air shroud to cylinder head. 1-for air shroud to cylinder block. 2-for mounting 2-for fuel tank straps. 1-for spark plug wire clip. 2-for air cleaner brace and bracket. 1-for governor gear stop screw.	10		1
		Y-34 Fairbanks-Morse No. FM-J1A7, replaced by Y-72.									
	Y-58	<b>MAGNETO, "WICO" No. XH-150</b> .....			5						
		Y-20-D Wico No. C-150-C, replaced by Y-58.									

Order parts from nearest **SERVICE STATION** shown in directory following parts list.  
**IMPORTANT:** Always give Model, Specification and Serial Numbers as shown on name plate.

## PARTS INTERCHANGEABLE ON MODELS AFH, AGH AND AHH

Ref. No.	Part Number	Description	No. Req.	Net Wt.		Ref. No.	Part Number	Description	No. Req.	Net Wt.	
				Lb	Oz					Lb	Oz
280	PE-4	LOCKWASHER, 5/16" Positive ..... 2-for oil pump body and trough. 4-for main bearing plate, flywheel end. 2-for mounting carburetor.	8		1	300	XA-88	SCREW, 1/4"-20 thread x 1-5/8" long, round head ..... For fuel tank straps.	2		1
281	PE-5	LOCKWASHER, 3/8" Positive ..... 2-for mounting manifold. 4-for main bearing plate, take-off end.	6		1	302	XB-20	SCREW, 1/4"-20 thread x 1" long, fillister head ..... For air cleaner bracket clamp.	1		1
282	PE-7	LOCKWASHER, 1/2" Positive ..... 4-for mounting engine base to crankcase 4-for cylinder block to crankcase. 2-for mounting fuel tank bracket.	10		1	303	XB-82	SCREW, 1/4"-20 thread x 7/8" long, socket head capscrew ..... For governor gear stop. (For engines beginning with Serial No. 1956917.) TC-379 Stop Pin and 2 XI-1 Cotter Pins (available for service) For engines to and including Serial No. 1956916. Re- placed by XB-82 Screw and PE-3 Lock- washer, but not interchangeable.	1		1
283	PE-14	LOCKWASHER, No. 10 Positive ..... For governor control friction disc.	2		1	304	XD-4	SCREW, 1/4"-20 thread x 1/2" long, hex- agon head ..... 4-for magneto drive cover. 1-for air shroud to cylinder block. 1-for air shroud to cylinder head. 1-for air cleaner brace to shroud.	7		1
285	PH-22	PLAIN WASHER, 3/8" I.D. x 11/16" O.D. x 1/16" thick, steel ..... 6-for cylinder head bolts. 6-for connecting rod inspection plate.	12		1	305	XD-15	SCREW, 5/16"-18 thread x 3/4" long, hexagon head ..... For mounting oil trough.	2		1
286	PH-14	PLAIN WASHER, 5/16" I.D. x 19/32" O.D. x 1/16" thick, copper ..... For valve tappet inspection plate.	1		1	306	XD-6	SCREW, 1/4"-20 thread x 3/4" long, hex- agon head ..... For mounting magneto.	2		1
287	PH-30-A	PLAIN WASHER, 1/4" I.D. x 7/16" O.D. x 1/16" thick, steel ..... For magneto drive cover.	4		1	307	XD-15	SCREW, 5/16"-18 thread x 3/4" long, hex- agon head ..... For bearing retainer plate, flywheel end	4		1
288	PL-14	WOODRUFF KEY, No. 5 ..... For magneto drive gear.	1		1	308	XD-16	SCREW, 5/16"-18 thread x 7/8" long, hexagon head ..... For mounting carburetor.	2		1
289	PL-55	WOODRUFF KEY, No. 6 ..... For crankshaft gear.	1		1	309	XD-29	SCREW, 3/8"-16 thread x 1 1/4" long, hex- agon head ..... For mounting manifold.	2		1
290	PL-83	WOODRUFF KEY, No. 23 ..... For flywheel.	1		1	310	XD-27	SCREW, 3/8"-16 thread x 1" long, hex- agon head ..... For main bearing plate, take-off end.	4		1
292	RF-794	PIPE NIPPLE, 1/8" x 3/4" long ..... For mounting fuel strainer.	1		1	311	XD-41	SCREW, 1/2"-13 thread x 1" long, hex- agon head ..... For fuel tank bracket.	2		2
293	SA-13	EXPANSION PLUG, 3/4" ..... For camshaft pin hole.	1		1	311A	XD-42	SCREW, 1/2"-13 thread x 1 1/4" long, hex- agon head ..... For mounting engine base to crankcase	4		2
295	XA-7	SCREW, No. 10-32 thread x 3/8" long, round head ..... 2-for governor control friction disc. 2-for governor adjusting strap to lever.	4		1	312	XD-30	SCREW, 3/8"-16 thread x 1 1/2" long, hex- agon head ..... For mounting cylinder head.	3		1
296	XA-33	SCREW, 1/4"-20 thread x 3/8" long, round head ..... For mounting flywheel shroud screen.	4		1	313	XD-31	SCREW, 3/8"-16 thread x 1 1/4" long, hex- agon head ..... For mounting cylinder head.	3		1
297	XA-35	SCREW, 1/4"-20 thread x 5/8" long, round head ..... For governor control lever to friction disc.	1		1						
298	XA-65	SCREW, Parker-Kalon No. 8 x 1/4" long, Type A, self-tapping round head screw For governor adjusting screw bracket.	2		1						
299	XA-67	SCREW, Parker-Kalon No. 4 x 1/4" long, Type A, self-tapping round head screw For mounting name and instruction plate.	4		1						

Order parts from nearest **SERVICE STATION** shown in directory following parts list.

**IMPORTANT:** Always give Model, Specification and Serial Numbers as shown on name plate.

**PARTS INTERCHANGEABLE ON MODELS AFH, AGH AND AHH**

Ref. No.	Part Number	Description	No. Req.	Net Wt.	
				Lb	Oz
314	XD-114	SCREW, 3/8"-16 thread x 5/8" long, hexagon head..... For connecting rod inspection plate.	6		1
315	XD-135	SCREW, 1/2"-13 thread x 1-1/8" long, hexagon head..... For mounting cylinder block to crankcase.	4		2
316	XD-23	SCREW, 5/16"-18 thread x 2" long, hexagon head..... For valve tappet inspection plate.	1		1
317	XE-47	SET SCREW, 1/4"-20 thread x 1/2" long, headless..... For governor control friction disc.	1		1
318	XH-11	TAPER PIN, No. 2 x 1 1/2" long..... For magneto drive gear.	1		1
320	XI-7	COTTER PIN, 3/32" dia. x 3/4" long, steel..... For mounting governor control chain to adjusting strap.	1		1
322	XI-32	COTTER PIN, 3/64" dia. x 3/8" long, steel..... For control rod to governor lever.	1		1
324		No. 9100G GALVANIZED FURNACE CHAIN (16 links)..... For governor control adjusting strap to governor spring.	1		2

Order parts from nearest **SERVICE STATION** shown in directory following parts list.  
**IMPORTANT:** Always give Model, Specification and Serial Numbers as shown on name plate.

