

# WISCONSIN MOTORS MODEL TJD ILLUSTRATED PARTS CATALOG

FACTORY AUTHORIZED DISTRIBUTOR



## PITT AUTO ELECTRIC COMPANY

4085 ALPHA DRIVE · ALLISON PARK, PA 15101

Toll Free 800-245-0711 · Fax 800-551-5908

*\$2 Million+ Parts Inventory – Same Day Shipments*



### Easy On-Line Ordering Steps

1. If you have an account – Please Log On
2. If you don't have an account that's OK – We'll get your information during checkout
3. Click on the Item Number or Part Number you need
4. Enter the Quantity you need
5. Click "Add To Cart"
6. View total cost & quantity we have available. (If we don't have enough on hand we'll order them and ship ASAP)
7. Change or Remove anything from Your Cart
8. Click Checkout when you're ready to buy
9. Any questions call us or email us [info@pittauto.com](mailto:info@pittauto.com)



### Repair Specifications

Standard Cylinder Bore	3.250 - 3.249
Piston Skirt to Bore Clearance	.0025 - .003
Crankpin Diameter	1.8764 - 1.8756
Connecting Rod to Crankpin Clearance	.0008 - .0029
Valve Tappet Clearance - Cold/Inlet	0.008
Valve Tappet Clearance - Cold/Exhaust	0.016

### Bolt Torque Specifications(FT. LBS.)

Connecting Rod	22 - 28
Cylinder Block/Center Main to C.Case	45 - 50
Cylinder Head	22 - 24
Engine Base	22 - 24
Gear Cover	16 - 18
Manifold	15
Main Bearing Plate	20 - 22
Spark Plug	25 - 30
Flywheel	95 - 110
Rope Sheave	None

### Additional Specifications(FT. LBS.)

Crankcase Old Capacity	3-1/2 QTS
Running Spark Advance	20 Degrees
Maximum Engine Operating R.P.M.	3600
Emission Certified	FALSE



# WISCONSIN MOTORS MODEL TJD ILLUSTRATED PARTS CATALOG

FACTORY AUTHORIZED DISTRIBUTOR

**PITT AUTO ELECTRIC COMPANY**

4085 ALPHA DRIVE · ALLISON PARK, PA 15101

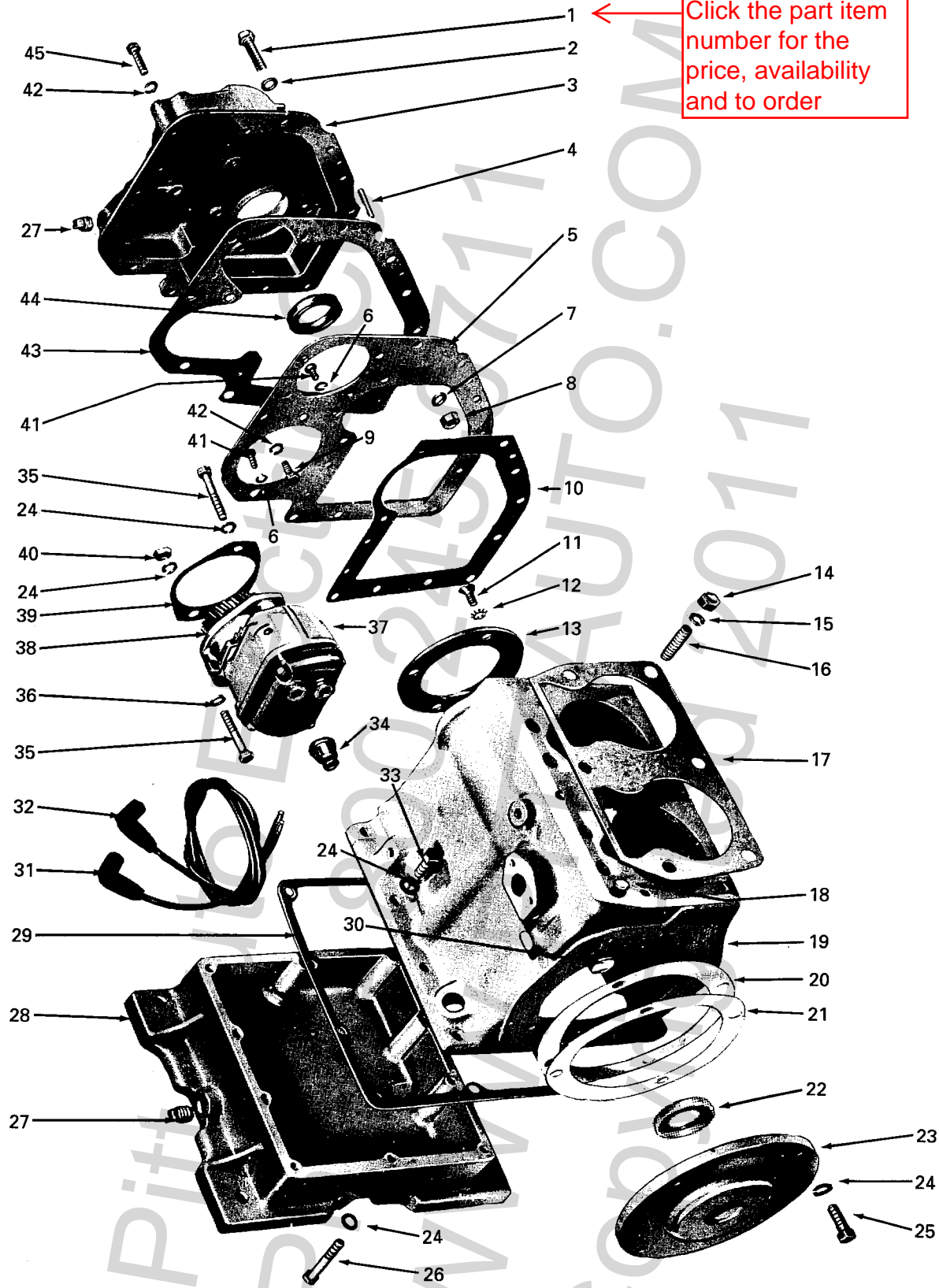
Toll Free 800-245-0711 · Fax 800-551-5908

*\$2 Million+ Parts Inventory – Same Day Shipments*



## [TABLE OF CONTENTS – Click on the Parts Group or Page to See Parts List](#)

Parts Group	Page
Air Shrouding & Fuel Tank	21-22
Camshaft & Valve Tappet	15-16
Carburetor Parts	27-30
Carburetor, Manifold & Air Cleaner	11-12
Clutch Assembly	31-32
Crankcase, Gear Cover, Base and Magneto	3-6
Crankshaft, Piston, Connecting Rod & Flywheel	9-10
Cylinder Block Assembly	7-8
Distributor - Ignition System	46-49
Engine Gasket Set	23-24
Flywheel Alternator	25-26
Fuel Pump Repair Instructions	52
Fuel Pump, Oil Gauge & Oil Spray Nozzle	17-18
Fuel Strainer	50-51
Governor Assembly	19-20
High Temperature Safety Switch	45
Idle Control Assy	54
Magneto - Ignition System	55-58
Oil Pump Assembly	13-14
Reduction Gear Assembly	35-44
Starter Motor	59-62
Take-Off Assembly	33
Variable Speed Governor Control Assy	53



Click the part item number for the price, availability and to order

## Crankcase, Gear Cover, Base and Magneto

ITEM	PART NO.	DESCRIPTION	QTY
1	XD23	Screw, 5/16"-18 thread x 2" long .....	1
2	PH14	Plain washer, 21/64" .....	2
3	BD103GS1	Gear cover assembly (includes item 27; also includes button, seal, plug, shaft; replaces BD103BS1) .....	1
4	PA477	Dowel pin (replaces PA291) .....	2
5	WE293-1S1	Gear cover spacer (includes clinch nut) .....	1
6	PE3	Washer, 1/4" spring lock .....	2
7	PH209B	Plain washer, 21/64" .....	1
8	PD78	Nut, 5/16"-18 thread .....	1
9	XD14	Screw, 5/16"-18 thread x 5/8" long.....	1
10	QD661B	Gasket (Replaces QD661A) .....	1
11	XC68	Screw, 5/16"-18 thread x 3/4" long socket head .....	4
12	PE49	Lock washer, 5/16 " .....	4
13	BG209	Bearing retainer plate .....	1
14	PD12	Nut, 7/16"-20 thread .....	6
15	PE6	Washer, 7/16" spring lock (replaces PE63) .....	6
16	PC615	Stud, 7/16"-14 and 20 thread x 1-11/16" long .....	6
17	** QD874	Gasket (replaces QD617) .....	1
18	SA52	Plug, 1/2" .....	1
19	* BA62	Crankcase assembly (includes item 6, 8, 30; includes studs, lock washers, plugs, gasket, straight fitting, spray nozzle, header tube, cover and screw) replaces BA60 beginning with S/N 5472996 .....	1
20	*** QD844	Gasket, main bearing plate (.006" thick) .....	4
21	*** QD845	Gasket, main bearing plate (.003" thick) .....	2
22	PH364	Oil seal, 1 7/16" .....	1
23	BG349-2S2	Main bearing plate assembly (includes bearing plate, seal, and main bearing cup) .....	1
24	PE5	Washer, 3/8" spring lock .....	16

\* BA62 is standard machining number. A dash number is added for any special machining (located on marking pad).

\*\* No Sealer required.

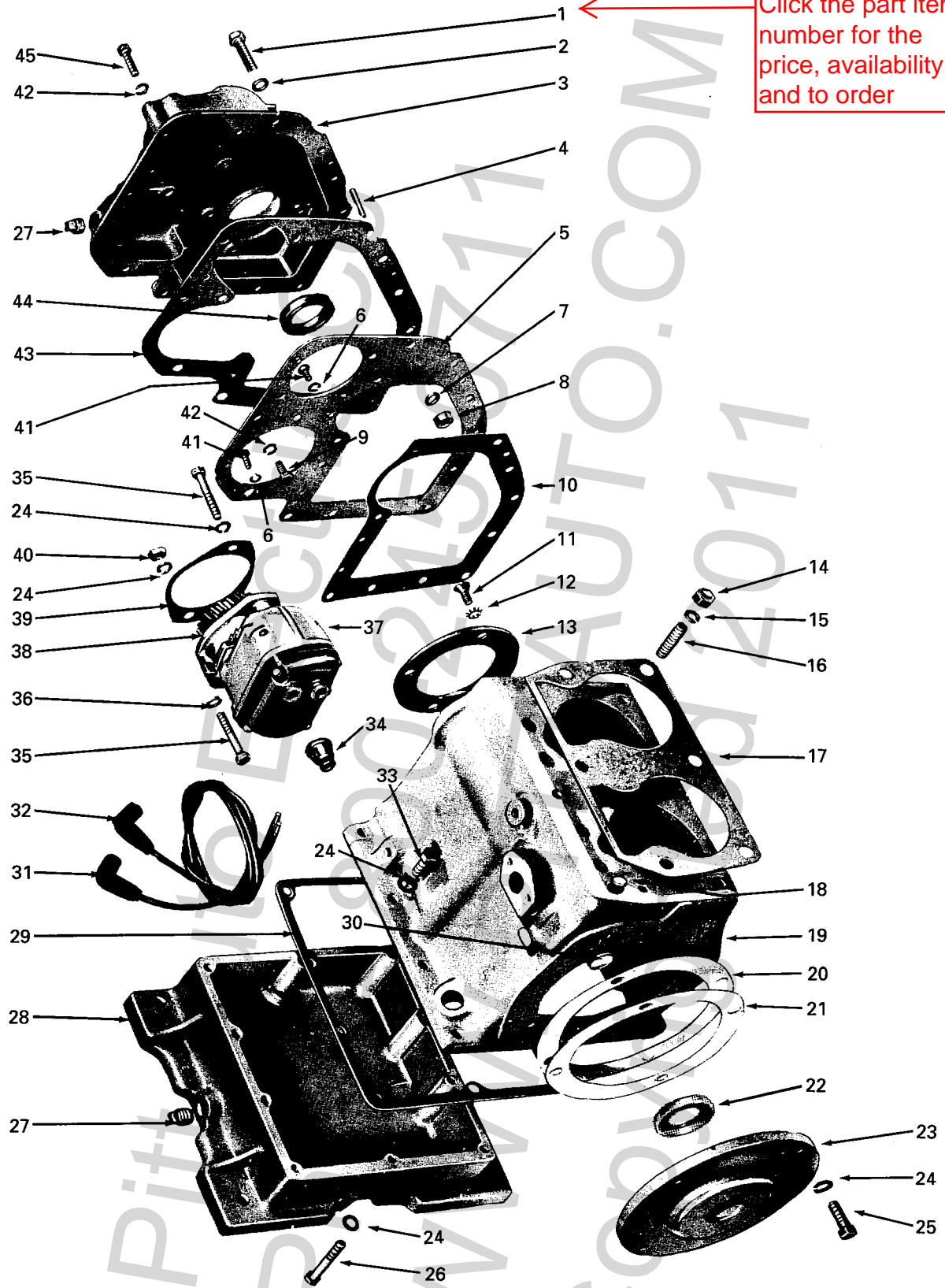
\*\*\* As required to obtain .001 - .005" end play.

[Return to Table of Contents](#)

NOTE: ----- through the part no. means it has been discontinued and is not available from Wisconsin

**PITT AUTO ELECTRIC CO \* 4085 ALPHA DRIVE \* ALLISON PARK, PA 15101**  
**FACTORY AUTHORIZED WISCONSIN MOTORS DISTRIBUTOR**  
**TOLL FREE 1-800-245-0711 EXT 2 \* TOLL FREE FAX 1-800-551-5908**

© Copyrighted by Pitt Auto Electric Company 2011



Click the part item number for the price, availability and to order

Click the part item number for the price, availability and to order

## Crankcase, Gear Cover, Base and Magneto (cont.)

ITEM	PART NO.	DESCRIPTION	QTY
25	XD27A	Screw, 3/8"-16 thread x 1" .....	4
26	XD113	Screw, 3/8" x 2-3/4" .....	2
27	XK3	Pipe plug, 3/8" .....	3
28	BB126H	Oil pan and engine base (replaces BB126A) .....	1
—	BB126H1	Oil pan and engine base for power units (replaces BB126A1) .....	1
29	QD662B	Gasket .....	1
30	SA10	Plug, 7/8" .....	1
31	YL339-22	Magneto ignition cable, no. 2 cylinder .....	1
32	YL339-26	Magneto ignition cable, no. 1 cylinder .....	1
33	XD29B	Screw, 3/8"-16 thread x 1-1/4" long .....	8
34	YD20	Rubber nipple .....	2
35	XD33	Screw, 3/8"-16 thread x 2-1/4" long .....	2
36	PH22A	Plain washer, 25/64" .....	1
37	* Y79BS1	Magneto (replaces Y79AS1) .....	1
38	GD93C3	Magneto gear .....	1
39	QD616A	Gasket (replaces QD616) .....	1
40	PD79	Nut, 3/8"-16 thread .....	1
41	XD4	Screw, 1/4"-20 thread x 1/2" long .....	4
42	PE4	Washer, 5/16" spring lock .....	15
43	QD660A	Gasket (replaces QD660) .....	1
44	PH299	Crankshaft oil seal, 1-1/2" .....	1
45	XD19	Screw, 5/16"-18 thread x 1-1/4" long .....	8

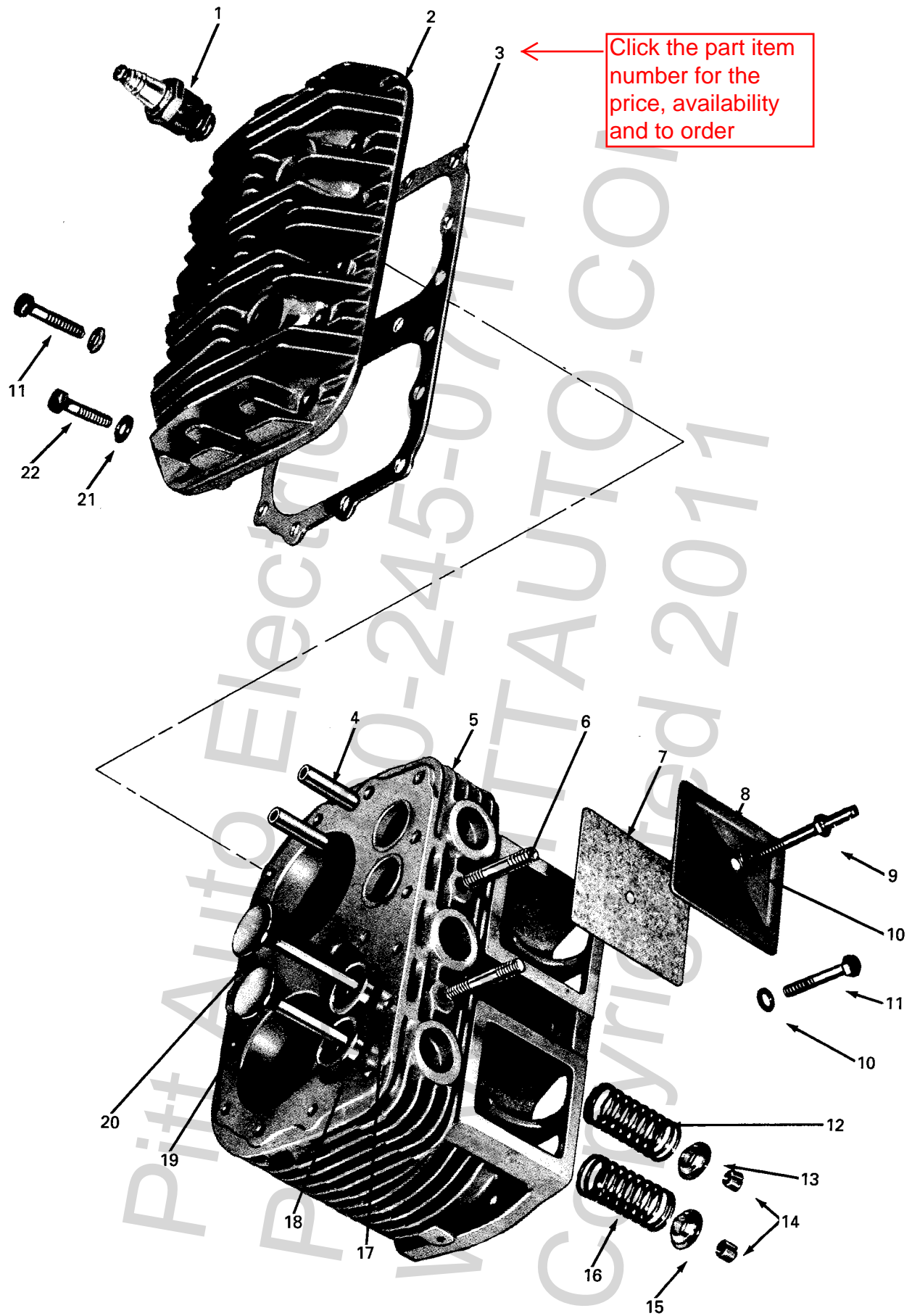
\* See "Magnetos" in Options and Accessories section of this manual for service parts.

[Return to Table of Contents](#)

NOTE: ----- through the part no. means it has been discontinued and is not available from Wisconsin

**PITT AUTO ELECTRIC CO \* 4085 ALPHA DRIVE \* ALLISON PARK, PA 15101**  
**FACTORY AUTHORIZED WISCONSIN MOTORS DISTRIBUTOR**  
**TOLL FREE 1-800-245-0711 EXT 2 \* TOLL FREE FAX 1-800-551-5908**

© Copyrighted by Pitt Auto Electric Company 2011



Click the part item number for the price, availability and to order

Click the part item number for the price, availability and to order

## Cylinder Block Assembly

ITEM	PART NO.	DESCRIPTION	QTY
1	YD6	Spark plug .....	2
2	AB100B	Cylinder head .....	1
3	QD613D	Gasket (replaces QD613C, S/N 93010302) .....	1
4	AD47	Valve stem guide (replaces AD41E) .....	4
5	AA86AS30	Cylinder block assembly (includes items 6, 12 - 20; includes guides, valves; replaces AA86AS22 and AA86AS25) .....	1
6	PC110	Stud, 3/8"-16 and 24 thread x 2-1/8 " long .....	2
7	QD612A	Gasket .....	2
8	SA68	Cover plate .....	2
9	TC530S1	Support pin (replaces TC427B) .....	1
10	PH442	Washer, 21/64" rubber face .....	2
11	XD21	Screw, 5/16"-18 thread x 1-1/2" long .....	1
12	AF49A	Valve spring, 2-5/16" free length .....	2
13	AG26	Seat, valve spring .....	2
14	AH9	Lock, valve spring seat .....	8
15	AG31	Valve rotator and spring seat .....	2
16	AF54	Valve spring, 1-13/16" free length .....	2
17	HG201	Valve seat insert .....	2
18	HG273D	Valve seat insert .....	2
19	AE75D	Valve exhaust .....	2
20	AE75B	Valve inlet .....	2
21	PH77A	Plain washer, 11/32" .....	17
22	XD19	Screw, 5/16"-18 thread x 1-1/4" long .....	15

[Return to Table of Contents](#)

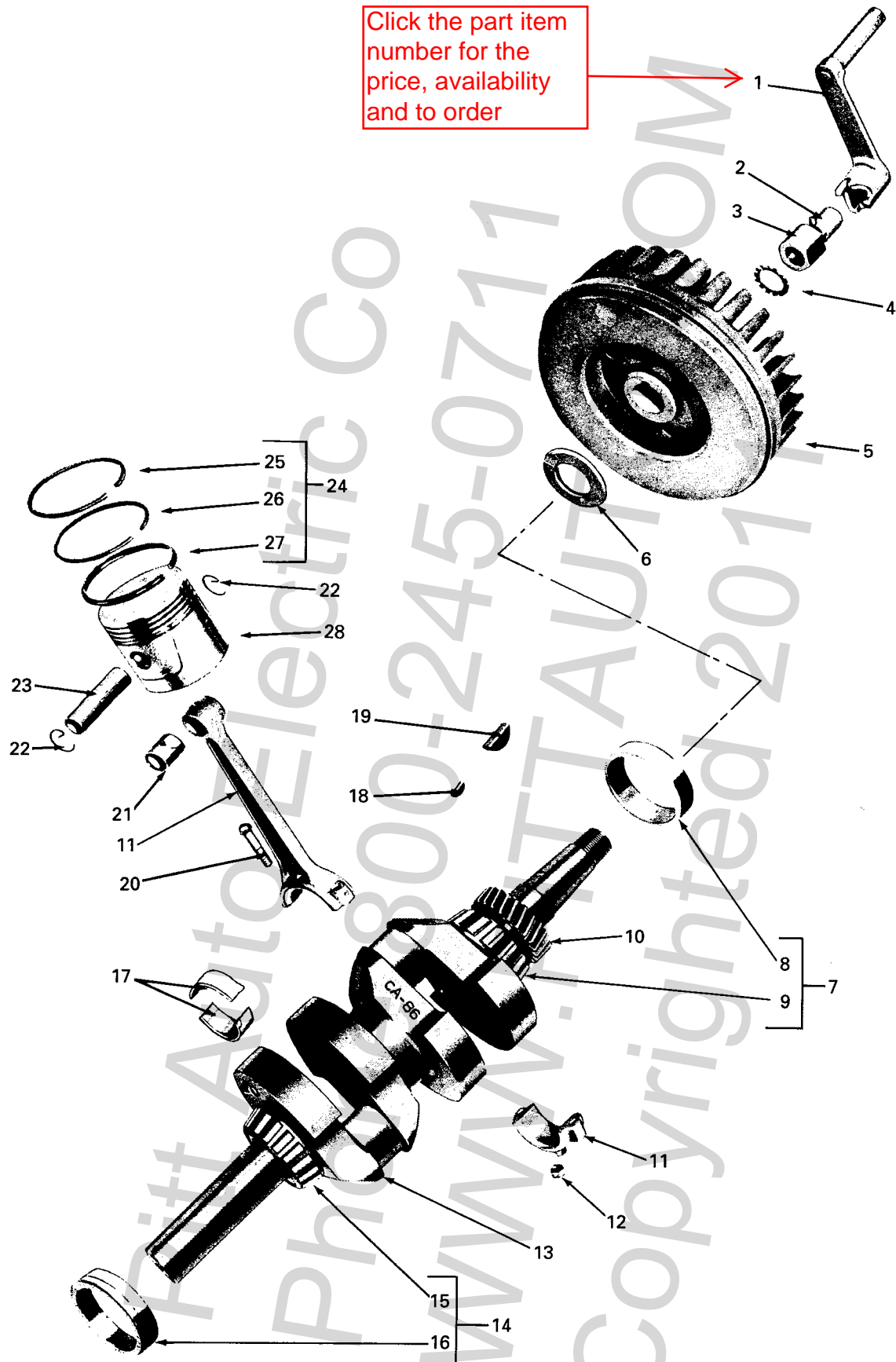
NOTE: ----- through the part no. means it has been discontinued and is not available from Wisconsin

**PITT AUTO ELECTRIC CO \* 4085 ALPHA DRIVE \* ALLISON PARK, PA 15101**  
**FACTORY AUTHORIZED WISCONSIN MOTORS DISTRIBUTOR**  
**TOLL FREE 1-800-245-0711 EXT 2 \* TOLL FREE FAX 1-800-551-5908**

© Copyrighted by Pitt Auto Electric Company 2011



Click the part item number for the price, availability and to order



Click the part item number for the price, availability and to order

## Crankshaft, Piston and Connecting Rod and Flywheel

ITEM	PART NO.	DESCRIPTION	QTY
1	U212	Crank (optional).....	1
2	PA333	Rol Pin (optional).....	1
3	UC75S1	Nut (includes item 2) (optional).....	1
4	PE59	Washer .....	1
—	PD137	Nut, flywheel (not shown) .....	1
5	N102A	Flywheel.....	1
—	N102A1	Flywheel with ring gear for electric start engine .....	1
6	RK170	Oil sling .....	1
7	ME71	Main bearing assembly, flywheel end (includes items 8 and 9) .....	1
8	<del>ME69-1</del>	Bearing Cup.....	1
9	<del>ME71-1</del>	Bearing cone .....	1
10	GA36A	Crankshaft gear.....	1
11	DA68AS1	Connecting rod (includes item 21, locknuts, and bolts) .....	2
12	PD246	Locknut, 5/16" -24 thread .....	2
13	* CA86S1	Crankshaft (includes item 10; includes crankshaft) .....	1
14	<del>ME130</del>	Main bearing assembly, take-off end (includes items 15 and 16) .....	1
15	ME130-1	Bearing cone .....	1
16	ME130-2	Bearing cup .....	1
17	HA134S	Shell Bearing.....	2
—	HA134S1	.001" undersize	
—	HA134S2	.002" undersize	
—	<del>HA134A10</del>	.010" undersize	
—	HA134S20	.020" undersize	
18	PL53	Key, no. 8 Woodruff .....	1
19	PL83	Key, no. 23 Woodruff .....	1
20	PB148S1	Bolt (includes itme 12) .....	4
21	HG157A	Bushing .....	2
22	PK52	Retaining ring.....	4
23	DE65	Piston pin; also available in .005" & .010" O/S.....	2
24	** DR63	Ring set (includes items 25 - 27) 3-ring piston .....	1
—	DR63A	Ring set 4-ring piston .....	1
25	• —	Compression ring .....	2
26	• —	Scraper ring .....	2
27	• —	Oil ring .....	2
28	** DB190B1SP	Piston, 3-RWG (replaces DB210-3 bng w/ S/N 6080470) .....	2
—	DB190B2SP	Piston, 4-RWG (replaces DB210-1 bgn w/ S/N 6076962) .....	2

\* CA86S1 is standard machining number. A dash number is added for any special machining.. (located on marking pad).

\*\* Also available in .010", .020" and .030" O/S.

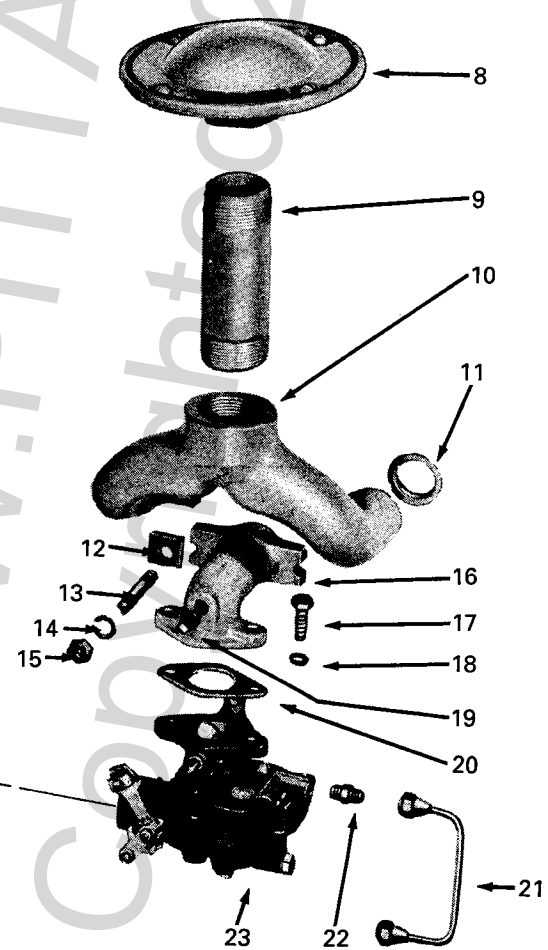
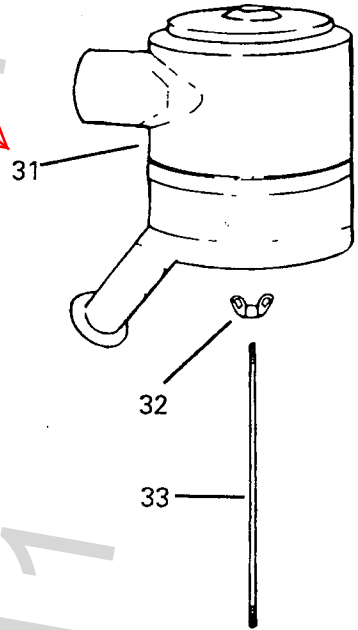
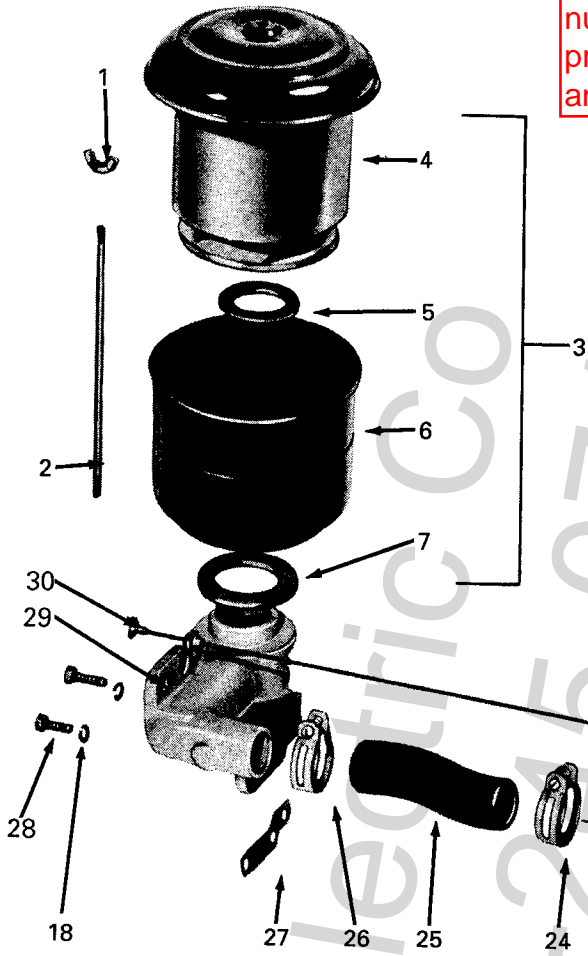
• Not serviced seperately

[Return to Table of Contents](#)

NOTE: ----- through the part no. means it has been discontinued and is not available from Wisconsin

Click the part item number for the price, availability and to order

**OPTIONAL**



Click the part item number for the price, availability and to order

## Carburetor, Manifold and Air Cleaner

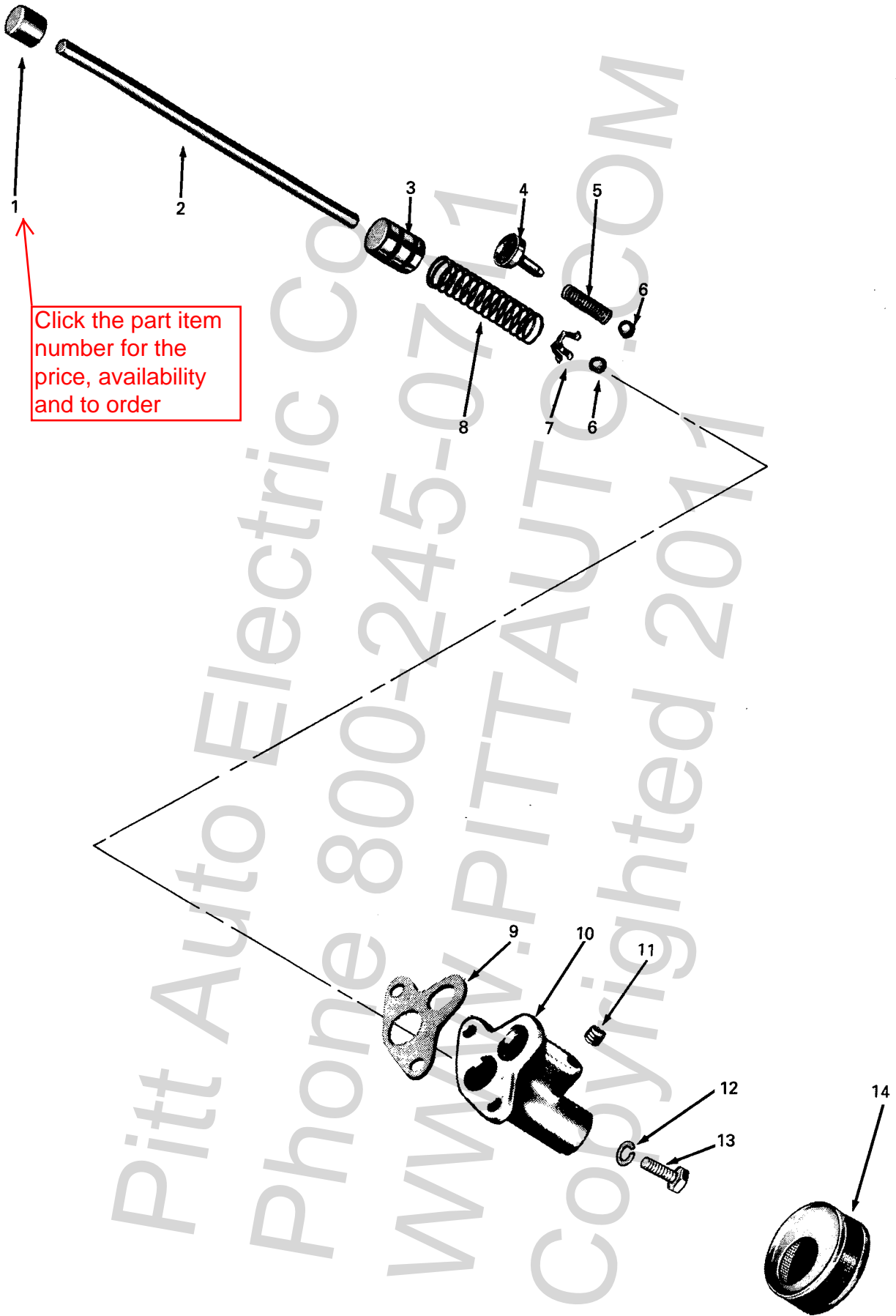
ITEM	PART NO.	DESCRIPTION	QTY
1	PD147	Wing nut, 1/4"-20 thread .....	1
2	PC447	Stud, 1/4" x 8- 3/8" long .....	1
3	LO83BS1	Oil bath air cleaner (includes items 4 - 7) .....	1
4	81-179B4	Cap and filter unit .....	1
5	81-615A1	Filter gasket .....	1
6	81-176B18	Oil cup assembly .....	1
7	QD540	Base gasket .....	1
8	WD98	Muffler .....	1
9	LJ192	Pipe nipple, 1-1/4" x 4-1/2" long .....	1
10	LD242	Exhaust manifold .....	1
11	QB75	Gasket .....	3
12	PH356	Clamp washer, 13/32" .....	2
13	PC110	Stud, 3/8"-16 and 24 thread x 2-1/8" long .....	2
14	PE5	Washer, 3/8" spring lock .....	2
15	PD206	Nut, 3/8"-24 thread .....	2
16	LC266A	Inlet manifold .....	1
17	XD17B	Screw, 5/16"-18 thread x 1" long .....	2
18	PE4	Washer, 5/16" spring lock .....	2
19	XK1	Pipe plug, 1/8" .....	1
20	QC71A	Gasket .....	1
21	RM1122	Fuel line, 6-1/2" long (Pump to Carburetor) .....	1
22	RF269	Straight fitting .....	1
23	* L63BLS1	Carburetor .....	1
24	LK10	Hose clamp, 2" .....	1
25	LL125	Hose connection .....	1
26	LK11	Hose clamp, 1-7/8" .....	1
27	QD667	Gasket .....	1
28	XD17B	Screw, 5/16"-18 thread x 1" long .....	2
29	BI286-27S1	Bracket assembly (includes item 2 and plug) .....	1
30	VE693	Choke control .....	1
31	** LO187S1	Air cleaner (optional) includes LL189, discharge valve, LO188 element, QD540 gasket & SD258 decal .....	1
32	** PC598	Stud, 8- 7/8" long .....	1
33	** PD147	Wing nut, 1/4" -20 thread .....	1

\* See "Carburetors" in Options and Accessories section of this manual for service parts.

\*\* Optional dry element type air cleaner.

[Return to Table of Contents](#)

**NOTE: ----- through the part no. means it has been discontinued and is not available from Wisconsin**



Click the part item number for the price, availability and to order

Click the part item number for the price, availability and to order

## Oil Pump Assembly

ITEM	PART NO.	DESCRIPTION	QTY
—	KAA103	Oil pump assembly (includes items 1, 2, 9 & 15) (replaces K123 & KAA101).....	1
1	KF55	Cap, push rod.....	1
2	KF24	Oil pump push rod.....	1
3	KF23-1	Oil pump plunger.....	1
4	KF28	Ball, stop check.....	1
5	PM165-1	Spring, compression.....	1
6	ME38A	Check ball, 5/16" diameter.....	2
7	PK50A	Retainer.....	1
8	PM58E	Spring compression (replaces PM58).....	1
9	QD846	Gasket, oil pump.....	1
10	KA63DS1	Oil pump body assembly (includes items 4, 5, 11, ME38A (1), body and insert).....	1
11	PF18A	Pipe plug, 1/8".....	1
12	PE4	Washer, 5/16" spring lock.....	2
13	XD16B	Screw, 5/16"-18 thread x 7/8" long.....	2
14	RD107A	Oil strainer.....	1
15	KAA103S1	Oil pump assembly (includes items 3-8, 11 & 14; includes body and insert).....	1

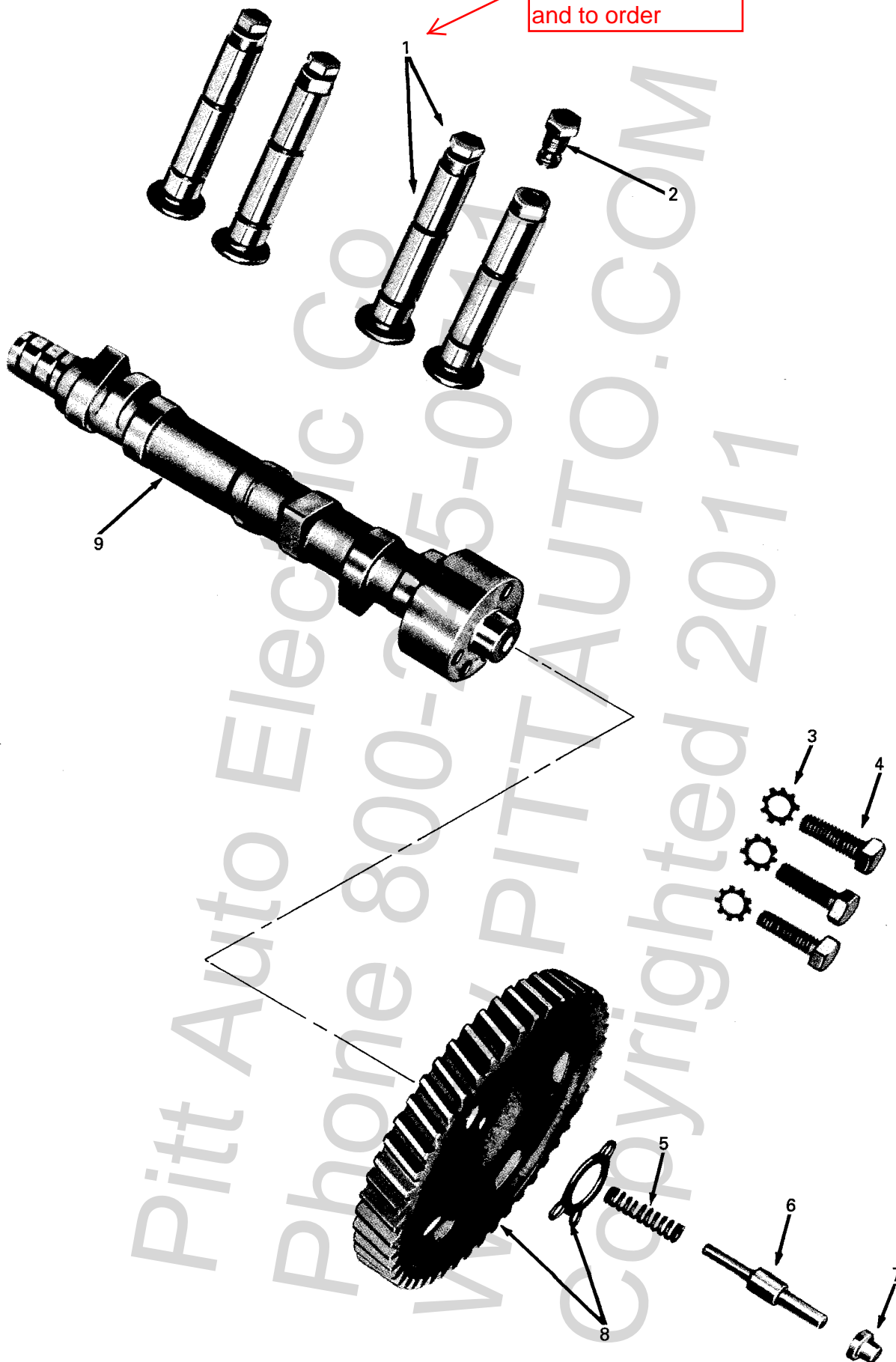
[Return to Table of Contents](#)

NOTE: ----- through the part no. means it has been discontinued and is not available from Wisconsin

**PITT AUTO ELECTRIC CO \* 4085 ALPHA DRIVE \* ALLISON PARK, PA 15101**  
**FACTORY AUTHORIZED WISCONSIN MOTORS DISTRIBUTOR**  
**TOLL FREE 1-800-245-0711 EXT 2 \* TOLL FREE FAX 1-800-551-5908**

© Copyrighted by Pitt Auto Electric Company 2011

Click the part item number for the price, availability and to order



Click the part item number for the price, availability and to order

## Camshaft and Valve Tappet

ITEM	PART NO.	DESCRIPTION	QTY
1	F61	Valve tappet with lockscrew .....	4
2	PB169A	Valve tappet adjusting screw .....	4
3	PE46	Lock washer, 5/16" .....	3
4	XD19	Screw, 5/16"-18 thread x 1-1/4" long .....	3
5	PM108	Spring, compression .....	1
6	PF101	Camshaft thrust plunger .....	1
7	PF52	Button, thrust plunger .....	1
8	GB45A2	Camshaft gear (replaces GB45A) .....	1
9	EA133B	Camshaft (replaces EA133A) .....	1

Pitt Auto Electric  
 Phone 800-245-0711  
 WWW.PITTAUTO.COM  
 Copyrighted 2011

[Return to Table of Contents](#)

NOTE: ----- through the part no. means it has been discontinued and is not available from Wisconsin

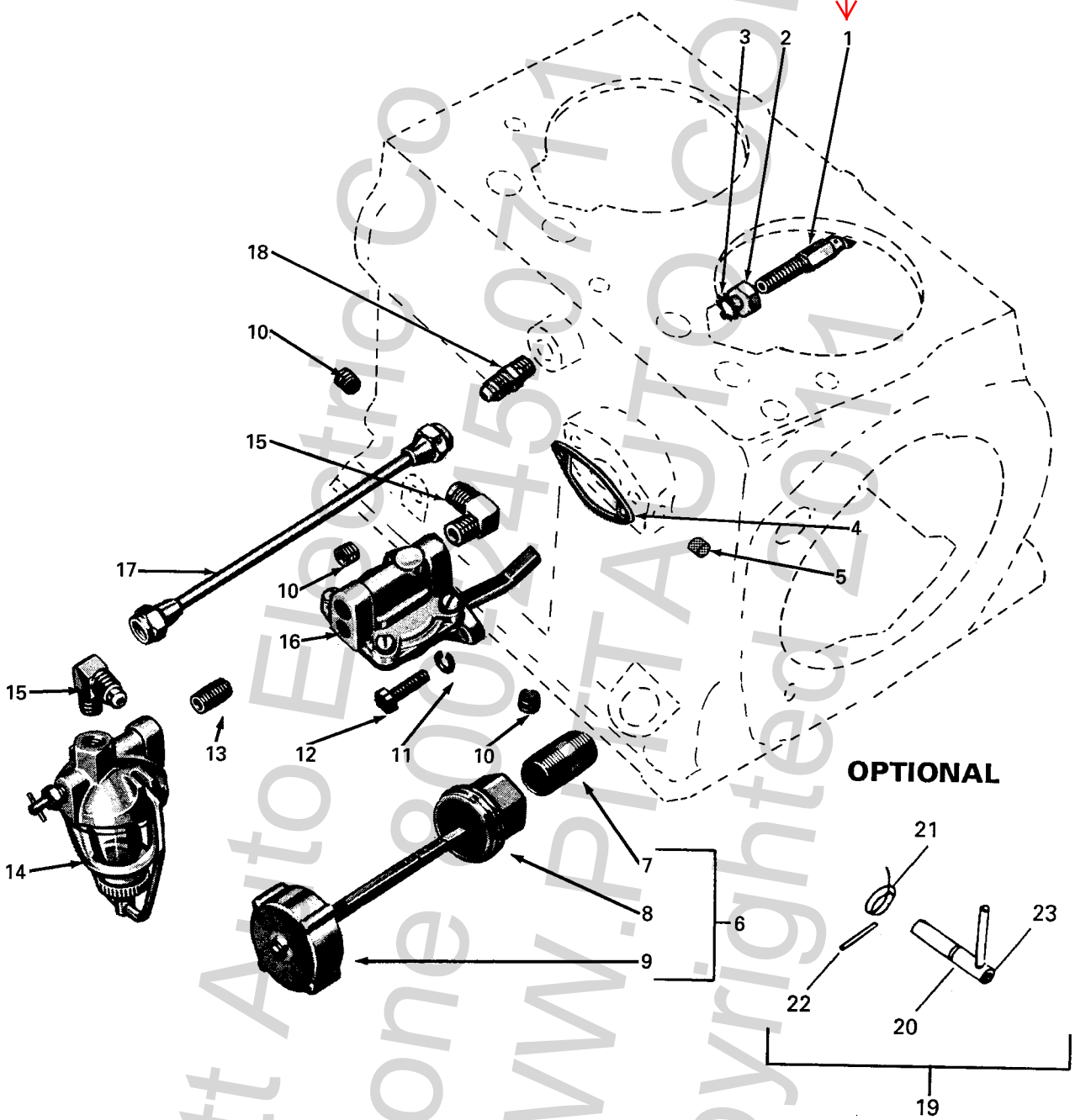
**PITT AUTO ELECTRIC CO \* 4085 ALPHA DRIVE \* ALLISON PARK, PA 15101**  
**FACTORY AUTHORIZED WISCONSIN MOTORS DISTRIBUTOR**

**TOLL FREE 1-800-245-0711 EXT 2 \* TOLL FREE FAX 1-800-551-5908**

© Copyrighted by Pitt Auto Electric Company 2011



Click the part item number for the price, availability and to order



Click the part item number for the price, availability and to order

## Fuel Pump, Oil Gauge and Oil Spray Nozzle

ITEM	PART NO.	DESCRIPTION	QTY
1	RF1196	Oil spray nozzle .....	1
2	PD78	Nut, 5/16"-18 thread .....	1
3	PE46	Lock washer, 5/16" .....	4
4	QD670	Gasket, fuel pump cover mtg .....	1
5	PF131	Cup plug .....	1
6	R123	Oil filler and gauge assembly (includes items 7 - 9).....	1
7	LJ310	1/2" pipe nipple, 1-1/2" long.....	1
8	RB86	Body, oil filler .....	1
9	RJ168BS1	Gap and gauge assembly .....	1
10	XK121	Pipe plug, 1/8" .....	4
11	PE3	Washer, 1/4" spring lock.....	2
12	XB75	Screw, 1/4"-20 thread x 3/4" long.....	2
13	RF794	Pipe nipple, 1/8" x 3/4" long.....	1
14	LP43	Fuel strainer .....	1
—	LQ31	Repair kit, fuel strainer (includes bowl, gasket & screen) .....	1
15	RF1225	Elbow .....	2
16	LP62AS1	Fuel pump (replaces LP42AS1) bng w/ S/N 5262045 .....	1
—	LQ51	Repair kit, fuel pump .....	1
—	LQ28	Repair kit, fuel pump for LP42AS1 .....	1
17	RM849	Oil line, 6" long .....	1
18	RF269	Straight fitting .....	1
19	* TA126S1	Fuel pump primer kit.....	1
20	* JK50	O-ring, fuel pump primer shaft.....	1
21	* PM163A	Spring, fuel pump primer handle .....	1
22	* PA332	Pin, fuel pump primer stop.....	1
23	* TA126	Primer shaft & handle assembly .....	1

\* Optional for engines with fuel pump primer

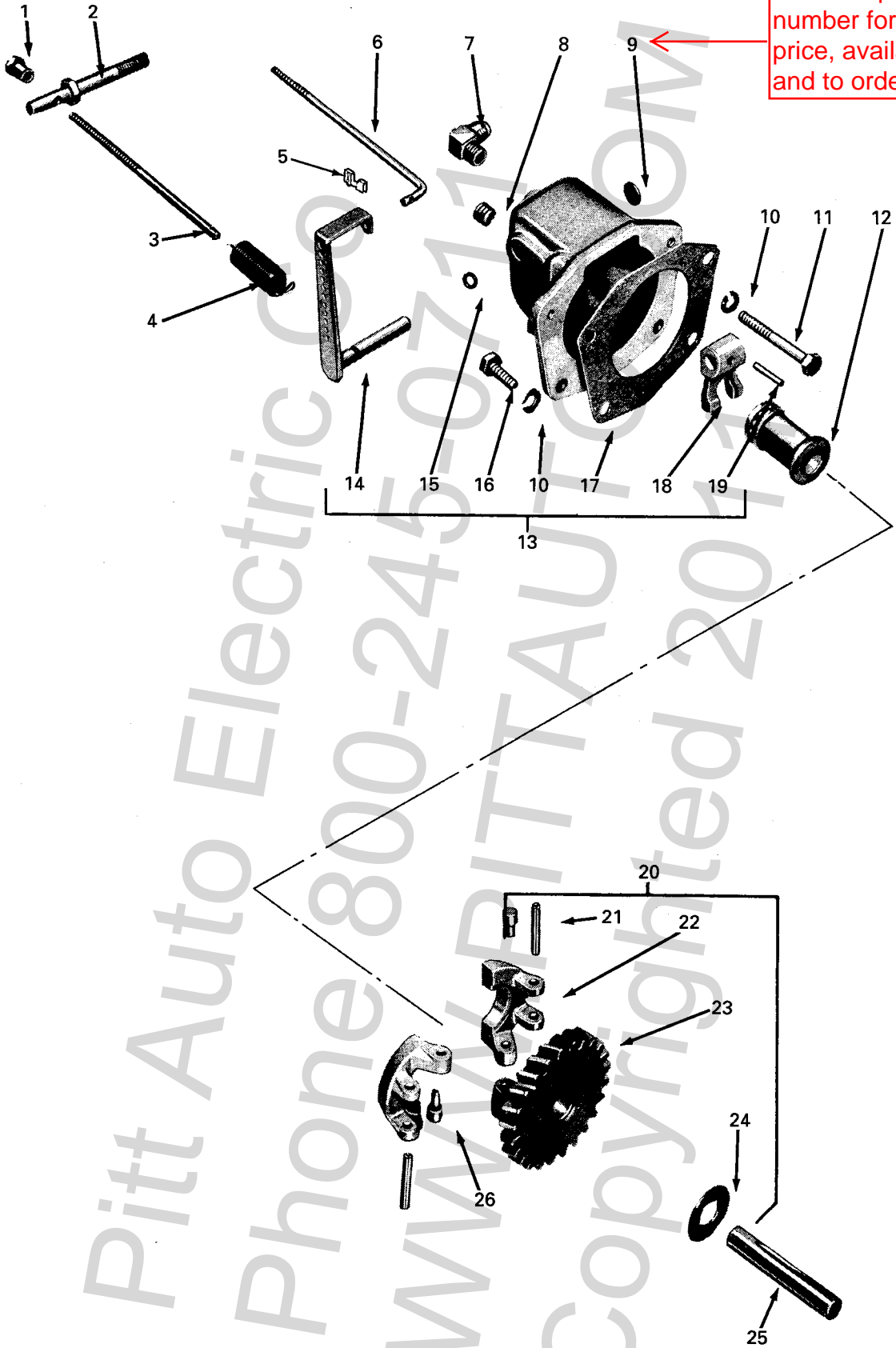
[Return to Table of Contents](#)

NOTE: ----- through the part no. means it has been discontinued and is not available from Wisconsin

**PITT AUTO ELECTRIC CO \* 4085 ALPHA DRIVE \* ALLISON PARK, PA 15101**  
**FACTORY AUTHORIZED WISCONSIN MOTORS DISTRIBUTOR**  
**TOLL FREE 1-800-245-0711 EXT 2 \* TOLL FREE FAX 1-800-551-5908**

© Copyrighted by Pitt Auto Electric Company 2011

Click the part item number for the price, availability and to order



Click the part item number for the price, availability and to order

## Governor Assembly

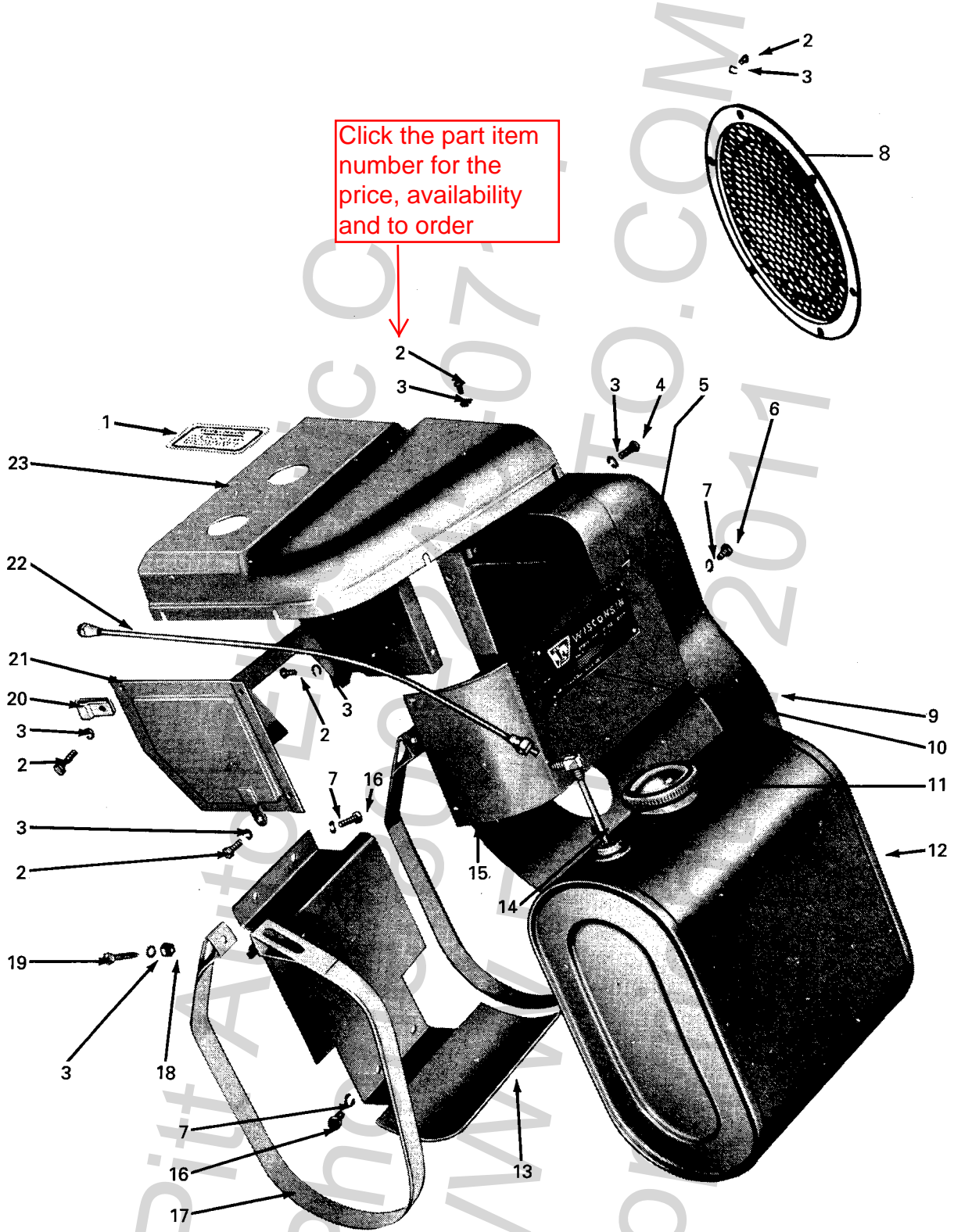
ITEM	PART NO.	DESCRIPTION	QTY
—	T96LS1	Governor assembly (includes items 1 - 26) .....	1
1	PD173A	Nut, 10-32 governor adjusting screw .....	1
2	TC530S1	Support pin (repl. TC427B) governor adj. screw .....	1
3	PI115K	Screw (replaces PI115F1) governor adjusting spring .....	1
4	PM75	Spring, governor - up to 2600 RPM .....	1
—	PM76	Spring, governor - 2600 RPM and above .....	1
5	PK178	Clip, governor rod to lever .....	1
6	VE877S1	Governor rod, (replaces VE555A) .....	1
7	RF270-4	Restricted elbow fitting .....	1
8	XK121	Pipe plug, 1/8" (replaces PF18) .....	1
9	SA52	Plug, 1/2", expansion .....	1
10	PE3	Washer, 1/4" spring lock .....	4
11	XD11	Screw, 1/4"-20 thread x 2" long .....	2
12	TC391D	Thrust sleeve and bearing .....	1
13	TC422BS1	Governor housing assembly (includes items 7-9, 14, 15, 17-19; includes housing) .....	1
14	TC428C	Governor cross shaft and lever (includes item 15) .....	1
15	JK52	O-ring oil seal .....	1
16	XD6	Screw, 1/4"-20 x 3/4" long .....	2
17	QD638B	Gasket (replaces QD638A) .....	1
18	VB166	Governor yoke .....	1
19	PA367	Roll pin, 1/8" x 3/4" long .....	1
20	TC405N	Governor gear - flyweight assembly (includes items 21-24, 26; includes gear and flyweights) (Replaces TC405K) .....	1
21	PA340	Roll pin .....	2
22	TC322DS1	Governor flyweight .....	2
23	* — — —	Governor gear .....	1
24	PH313A	Washer, plain 7/16" .....	1
25	TC388-2	Shaft, governor gear .....	1
26	* — — —	Governor flyweight thrust pin .....	2

\* Not serviced separately.

[Return to Table of Contents](#)

**NOTE:** ----- through the part no. means it has been discontinued and is not available from Wisconsin

**PITT AUTO ELECTRIC CO \* 4085 ALPHA DRIVE \* ALLISON PARK, PA 15101**  
**FACTORY AUTHORIZED WISCONSIN MOTORS DISTRIBUTOR**  
**TOLL FREE 1-800-245-0711 EXT 2 \* TOLL FREE FAX 1-800-551-5908**  
 © Copyrighted by Pitt Auto Electric Company 2011



Click the part item number for the price, availability and to order

## Air Shrouding and Fuel Tank

ITEM	PART NO.	DESCRIPTION	QTY
1	SD314	Warning decal .....	1
2	XA33	Screw, 1/4"-20 thread x 3/8" long.....	13
3	PE3	Washer, 1/4" spring lock .....	20
4	XA38	Screw, 1/4"-20 thread x 1" long .....	1
5	XA67	Screw, no. 4 x 1/4" long (for name plate) .....	4
6	XD13A	Screw, 5/16"-18 thread x 1/2" long.....	3
7	PE4	Washer, 5/16" spring lock.....	7
8	SE3G	Flywheel screen, solid .....	1
—	SE3	Flywheel screen - 2-3/4" hole .....	1
9	SE135	Flywheel air shroud, std. ....	1
—	SE135AT	Shroud, starter .....	1
—	SE135J	Shroud, starter, with pad .....	1
10	SD312A	Engine name plate .....	1
11	RC112	Cap.....	1
12	WE412	Fuel tank assembly (includes item 11 &14; replaces WE302S1).....	1
13	BK79A	Bracket, std. ....	1
—	BK80	Bracket, for engines with electric start .....	1
14	RM1206	Suction tube and elbow .....	1
—	RM1211	Suction tube & elbow for engine w/ electric start & fuel strainer mounted to tank .....	1
15	SE136D	Cylinder shroud (replaces SE136B).....	1
16	XD13	Screw, 5/16"-18 thread x 1/2" long.....	4
17	PG488	Fuel tank strap .....	2
18	PD77	Nut, 1/4"-20 thread .....	2
19	XA52	Screw, 1/4"-20 thread x 1-1/2" long .....	2
20	PG314	Clip .....	1
21	SE138D	Heat deflector .....	1
22	RM477	Fuel line, 18" long, to side mount tank .....	1
—	RM892	Fuel line, 22" long for engines with electric start & fuel strainer mounted to pump .....	1
23	SE137D	Air shroud cover (replaces SE137B).....	1

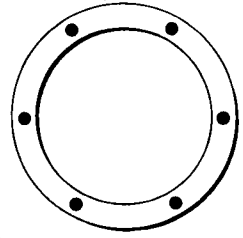
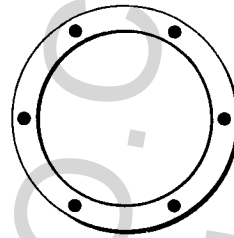
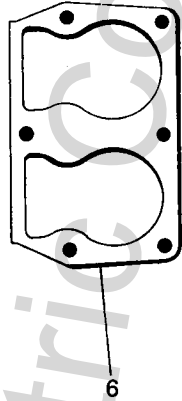
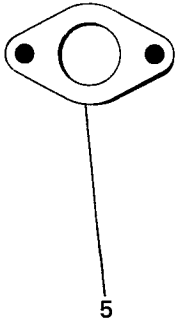
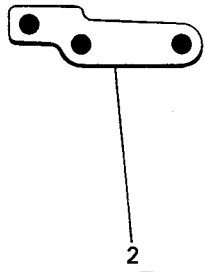
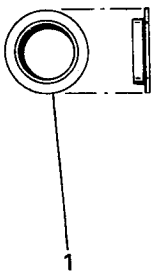
[Return to Table of Contents](#)

NOTE: ----- through the part no. means it has been discontinued and is not available from Wisconsin

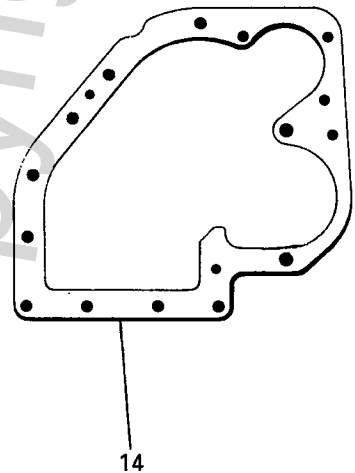
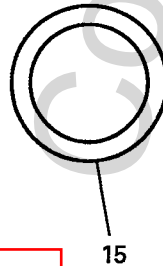
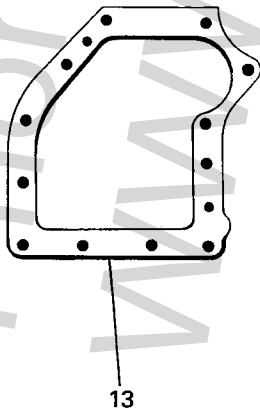
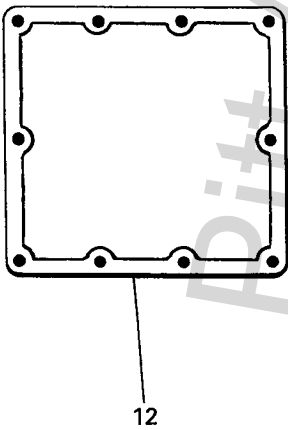
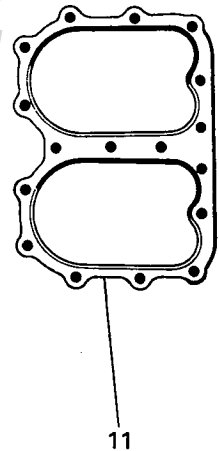
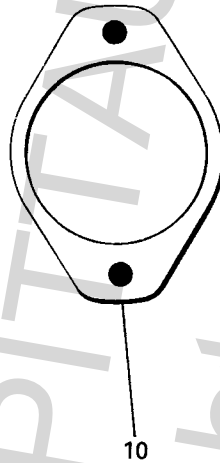

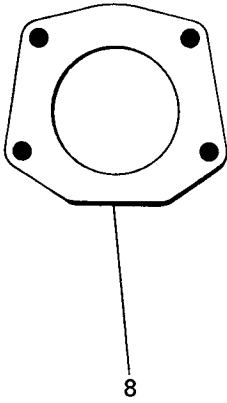
**PITT AUTO ELECTRIC CO \* 4085 ALPHA DRIVE \* ALLISON PARK, PA 15101**  
**FACTORY AUTHORIZED WISCONSIN MOTORS DISTRIBUTOR**

**TOLL FREE 1-800-245-0711 EXT 2 \* TOLL FREE FAX 1-800-551-5908**

© Copyrighted by Pitt Auto Electric Company 2011



Click the part item number for the price, availability and to order



Click the part item number for the price, availability and to order

## Engine Gasket Set

ITEM	PART NO.	DESCRIPTION	QTY
—	Q41A	Overhaul gasket set .....	1
—	Q30A	Valve grinding gasket set (includes items 1, 9 & 11).....	1
1	QB75	Gasket, manifold mounting .....	3
2	QD667	Gasket, air cleaner bracket .....	1
3	QD670	Gasket, fuel pump .....	1
4	QD846	Gasket, oil pump .....	1
—	QD663A	Gasket, three hole mounting .....	1
5	QC71A	Gasket, carburetor mounting.....	1
6	** QD874	Gasket, cylinder block (replaces QD617) .....	1
7	QD844	Gasket, main bearing plate, .006" thick .....	4
—	QD845	Gasket, main bearing plate, .003" thick .....	2
8	QD638B	Gasket, governor housing (replaces QD638A).....	1
9	QD612A	Gasket, valve inspection cover .....	2
10	QD616A	Gasket, magneto mounting (replaces QD616) .....	1
11	QD613D	Gasket, cylinder head .....	1
12	QD662B	Gasket, engine base .....	1
13	QD661B	Gasket, gear cover spacer (replaces QD661A) .....	1
14	QD660A	Gasket, gear cover (replaces QD660) .....	1
15	QD669	Gasket, breather .....	1

\*\* No Sealer Required

[Return to Table of Contents](#)

NOTE: ----- through the part no. means it has been discontinued and is not available from Wisconsin

**PITT AUTO ELECTRIC CO \* 4085 ALPHA DRIVE \* ALLISON PARK, PA 15101**  
**FACTORY AUTHORIZED WISCONSIN MOTORS DISTRIBUTOR**

**TOLL FREE 1-800-245-0711 EXT 2 \* TOLL FREE FAX 1-800-551-5908**

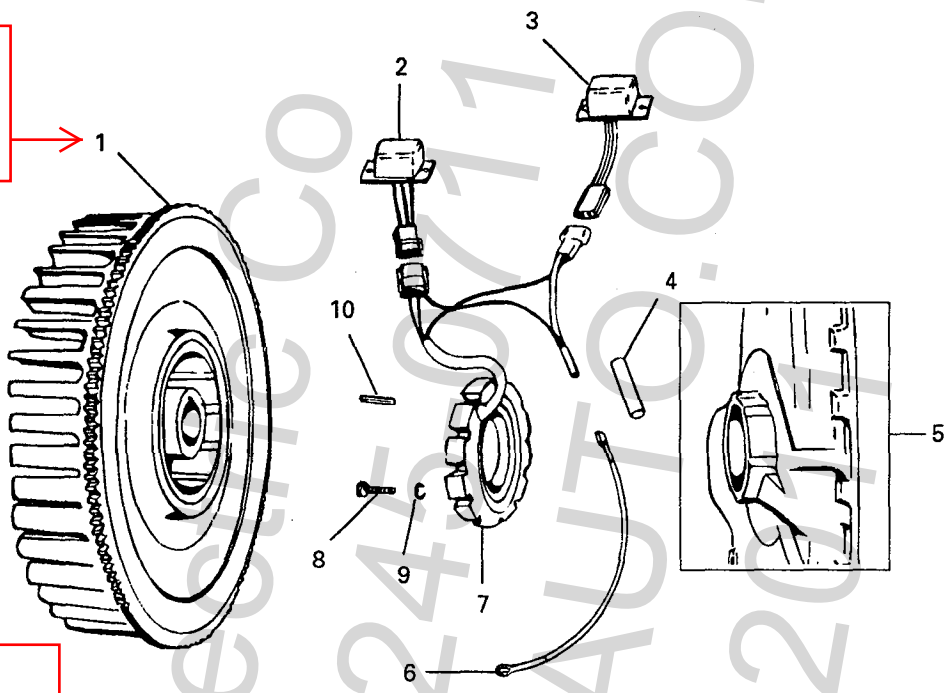
© Copyrighted by Pitt Auto Electric Company 2011



## ENA100 (12 Volt – 25 Amp), ENA101 Obsolete (12 Volt – 10 Amp) Flywheel Alternators

NOTE: Beginning with engine serial no. 5188288 a new two module alternator system replaces the previously furnished three module system that included an isolation diode module, and the two unit system without the isolation diode. The Rectifier module and stator assembly have been modified and are not interchangeable with the old unless both are changed. The obsolete parts are identified by serial number.

Click the part item number for the price, availability and to order



Click the part number for the price, availability and to order

ITEM	PART NO.	DESCRIPTION	QTY	ITEM	PART NO.	DESCRIPTION	QTY
1	N102-5	Flywheel, 10 amp (includes rotor and ringgear)	1	5	BD103JS1	Gear cover assembly	1
—	N102-12	Flywheel, 25 amp (includes rotor and ring gear)	1	6	YL381-14	Wire assembly, 10 amp	1
2	YJ68	Rectifier module	1	—	YL380-14	Wire assembly, 25 amp	1
—	YJ58	Rectifier module (previous to serial no. 5188288)	1	7	YB81	Stator assembly, 10 amp	1
—	YJ67	Isolation diode (not illustrated) (on engine sprevious to serialno. 5188288)	1	—	YB75	Stator assembly, 10 amp (previous to serial no.5188288)	1
3	<del>YJ59</del>	Regulator module, 10 amp	1	—	YB82	Stator assembly, 25 amp	1
—	YJ60	Regulator module, 25 amp	1	—	YB76	Stator assembly, 25 amp (previous to serial no.5188288)	1
4	YD350	Insulator	1	8	XB113	Screw, 10 amp	4
				—	XB106	Screw, 25 amp	4
				9	PE14	Lock washer, no. 10	4
				10	PA368	Roll pin, 10 amp	2
				—	PA340	Roll pin, 25 amp	2

[Return to Table of Contents](#)

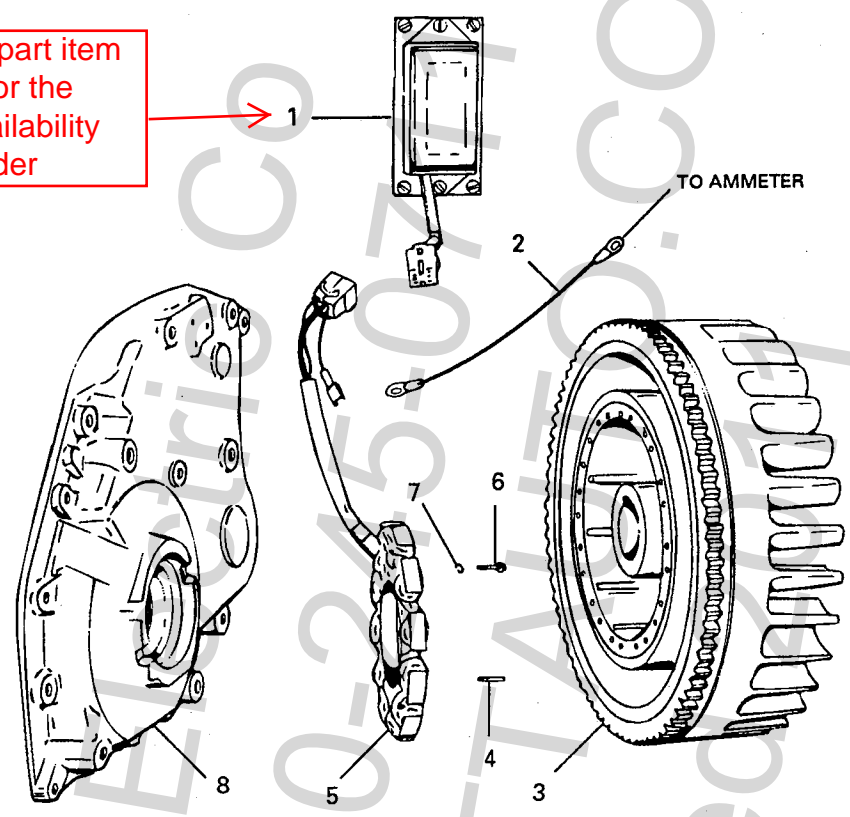
NOTE: ----- through the part no. means it has been discontinued and is not available from Wisconsin

**PITT AUTO ELECTRIC CO \* 4085 ALPHA DRIVE \* ALLISON PARK, PA 15101**  
**FACTORY AUTHORIZED WISCONSIN MOTORS DISTRIBUTOR**  
**TOLL FREE 1-800-245-0711 EXT 2 \* TOLL FREE FAX 1-800-551-5908**  
 © Copyrighted by Pitt Auto Electric Company 2011

## Flywheel Alternators With Combination Rectifier-Regulator (Obsolete)

NOTE: Beginning with engine serial no. 5188288 a new two module alternator system replaces the previously furnished three module system that included an isolation diode module, and the two unit system without the isolation diode. The Rectifier module and stator assembly have been modified and are not interchangeable with the old unless both are changed. The obsolete parts are identified by serial number.

Click the part item number for the price, availability and to order



Click the part item number for the price, availability and to order

ITEM	PART NO.	DESCRIPTION	QTY
1	YJ56	Rectifier-regulator module	1
2	YL381-14	Wire assembly	1
3	N102-5	Flywheel assembly (includes magnetic rotor and ring gear)	1
---	SE135AK5	Flywheel shroud (not illustrated)	1
4	PA368	Roll pin	2
5	YB72	Stator assembly	1
6	XB113	Screw, no. 10-32 thread	4
7	PE14	Lock washer, no. 10	4
8	BD103JS1	Gear cover assembly	1

[Return to Table of Contents](#)

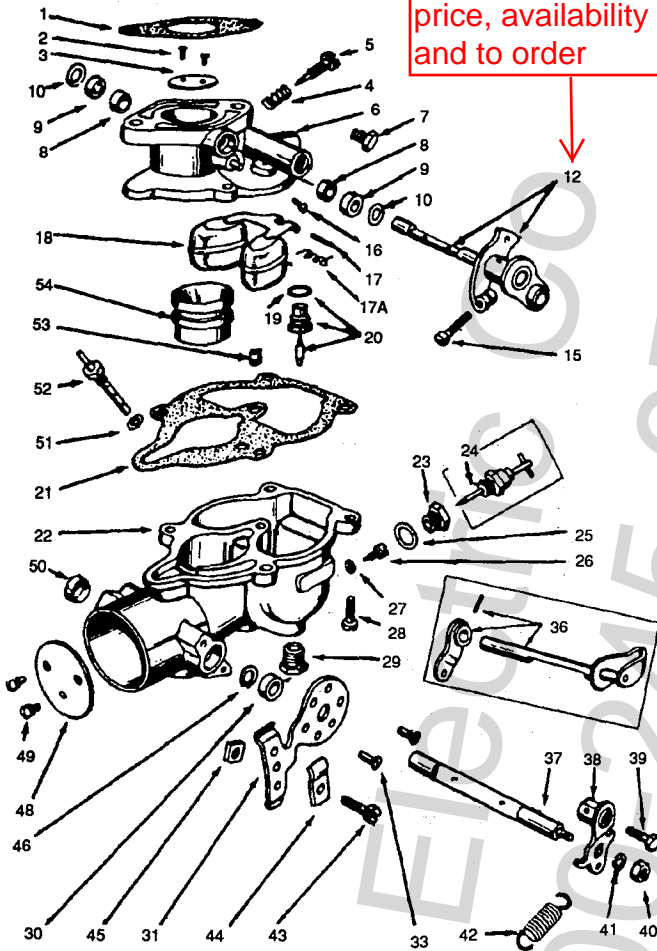
NOTE: ----- through the part no. means it has been discontinued and is not available from Wisconsin

**PITT AUTO ELECTRIC CO \* 4085 ALPHA DRIVE \* ALLISON PARK, PA 15101**  
**FACTORY AUTHORIZED WISCONSIN MOTORS DISTRIBUTOR**  
**TOLL FREE 1-800-245-0711 EXT 2 \* TOLL FREE FAX 1-800-551-5908**

© Copyrighted by Pitt Auto Electric Company 2011

### L63 Series (Zenith Model 68-7 Carburetor)

Click the part item number for the price, availability and to order



CARB. REF.	ZENITH NO.	WISCONSIN NO.
1	12098A•	<del>L63</del>
2	12188G•	L63A
3	12158D•	<del>L63C</del>
4	12325	<del>L63D</del>
5	12199E•	L63E
6	12205A•	L63F
7	12235E•	<del>L63G</del>
8	12236	L63H
9	12239C•	L63J (USE L63C)
10	12234F•	L63K
11	12288C•	L63L (USE L63CS1)
12	12300	<del>L63M (NLA)</del>
13	12599D•	<del>L63N</del>
14	12375D•	L63R
15	12448D•	<del>L63U (NLA)</del>
16	12449D•	<del>L63V (NLA)</del>
17	12545C•	L63W (NLA)
18	12543C•	L63Y, L63ES1
19	12546	<del>L63Z (NLA)</del>
20	12647	<del>L63AA</del>
21	12253A•	<del>LZ63-2</del>
22	12229D•	<del>LZ63C</del>
23	12238D•	LZ63C2
24	12744B•	<del>L63AF, L63CS1</del>
25	12982B•	L63AN
26	13201A•	L63AP
27	13238A•	L63AQ
28	13405A•	<del>L63AV</del>
29	13420A•	<del>L63BC, L63BLS1</del>
30	13449A•	<del>L63BD</del>
31	13694	<del>L63BL</del>
32	13757	<del>L63BM</del>
33	—	L63BP
34	—	L63BW
35	—	L63BY

\* LZ63-16 Choke is on standard side.

\* LZ63-1151 Choke is on opposite of standard, internally the same (same as L63S1 use VB262 swivel block).

\* LZ63C13 same as L63C except needs VB243 choke lever to hook to antichoke. Also C13 has 1/8" pipe top on bottom for drip tube.

\* L63BJ same as L63AQ, only difference is fuel inlet is on opposite side.

NOTE: BEGINNING WITH THIS LETTER DESIGNATION • BUSHINGS (REF. 8) WERE DISCONTINUED.

\* For shaft and lever use 93C29-491 and PA379 and VB262 (taken from LZ63-11S1, same as standard L63).

\* LZ63C13 same as L63C except needs VB243 choke lever to hook to auto choke, also no. 13 has 1/8" pipe top on bottom for drip tube.

NOTE: ----- through the part no. means it has been discontinued and is not available from Wisconsin

**PITT AUTO ELECTRIC CO \* 4085 ALPHA DRIVE \* ALLISON PARK, PA 15101**  
**FACTORY AUTHORIZED WISCONSIN MOTORS DISTRIBUTOR**  
**TOLL FREE 1-800-245-0711 EXT 2 \* TOLL FREE FAX 1-800-551-5908**

© Copyrighted by Pitt Auto Electric Company 2011

Note: Carburetor parts vary on certain engines. To confirm you are getting the correct part please call us at 800-245-0711 ext 2 Monday to Friday 8am to 5pm Eastern

Click the part number for the price, availability and to order

**L63 Series (Zenith Model 68-7 Carburetor)**

(SEE PG. 27)

ITEM	PART NO.	DESCRIPTION	QTY	ITEM	PART NO.	DESCRIPTION	QTY
1	Δ QC71A	Gasket, flange (Zenith no. C141-4-5)	1	16	93C55-6-12	Jet, idle (for all except 25, 27, 29, 30)	1
2	93T315S5-4	Screw and washer, throttle plate	2	—	<del>93C55-6-10</del>	Jet, idle (for 29, 30) (NLA)	1
3	93C21-176	Plate, throttle (for all except 5, 7, 8, 10, 12, 14, 18; no. 32 for L63BM)	1	—	93C55-22-11	Jet, idle (for 25, 27)	1
—	93C21-205	Plate, throttle (for 5, 7, 8, 10, 12, 14, 18)	1	17	Δ 93C120-4	Axle, float	1
4	93C111-17	Spring, idle needle	1	17A	93C117-79	Spring, float (for all except 1, 6, 16, 21, 28)	1
5	Δ 93C46-6	Needle, idle adjusting	1	18	93C85-103	Float and hinge assembly	1
6	—	Body, throttle (not available for service)	1	19	†Δ 93T56-20	Washer, .040" thick fiber, solid type fuel valve and seat (for 93C81-17)	1
7	93T91-3	1/8" plug, fuel inlet R.H.	1	—	†Δ 93T56-70	Washer, .020" thick fiber, spring type fuel valve and seat (for 93C81-50)	1
8	93C9-75	Bushing, throttle shaft (see note)	2	20	Δ 93C81-17-35	Valve and seat, fuel (solid type) (for 1, 4-6, 8, 10, 13, 16, 21, 25, 27-31)	1
9	Δ 93T48-9	Seal, throttle shaft	2	—	Δ 93C81-17-25	Valve and seat, fuel (solid type) (for 18, 20)	1
10	Δ 93T52-57	Retainer, shaft seal (1 used for 28)	2	—	Δ 93C81-50-35	Valve and seat, fuel (spring type) (for 2, 3, 7, 9, 11, 12, 14, 15, 22-24, 26)	1
—	<del>93C131-38</del>	Cup plug (for 28) (NLA)	1	—	Δ 93C81-50-25	Valve and seat, fuel (spring type) (for 17, 19)	1
12	93C29-491	Shaft and stop lever, throttle (for 1, 3, 6, 9, 11, 17, 19-23, 29, 31,35)	1	21	†Δ 93C142-118	Gasket, bowl to body	1
—	93C29-858	Shaft and stop lever, throttle (for 4)	1	22	93B3-121B1	Bowl, fuel (for 1, 6, 20, 21)	1
—	93C29-926	Shaft and stop lever, throttle (for 5, 7, 8, 10, 14, 18)	1	—	93B3-121A3	Bowl, fuel (for 2, 5, 10, 12, 18)	1
—	93C29-1928	Shaft and stop lever throttle (for 32) (includes 12-21)	1	—	93B3-121A1	Bowl, fuel (for 3, 7-9, 11, 14, 17, 19, 22, 24, 29, 31)	1
—	93C29-1418	Shaft and stop lever, throttle (for 25, 27)	1	—	<del>93B3-121B2</del>	Bowl, fuel (for 4) (NLA)	1
—	<del>93C29-1476</del>	Shaft and stop lever, throttle (for 15, 16, 30) (NLA)	1	—	<del>93B3-121A2</del>	Bowl, fuel (for 13)	1
—	93C29-858	Shaft and stop lever, throttle (for 2, 13, 24)	1	—	<del>93B3-121E1</del>	Bowl, fuel (for 15, 23, 30)	1
—	93C29-1475	Shaft and stop lever, throttle (for 12)	1	—	<del>93B3-121F1</del>	Bowl, fuel (for 16)	1
—	93C29-1584	Shaft and stop lever, throttle (for 26)	1	—	<del>93B3-121D6</del>	Bowl, fuel (for 25)	1
—	93C29-1607	Shaft and stop lever, throttle (for 28)	1	—	<del>93B3-121A7</del>	Bowl, fuel (for 26)	1
15	93T8S8-12	Screw, throttle stop (for all except 25, 27, 30)	1	—	<del>93B3-121A8</del>	Bowl, fuel (for 27)	1
—	<del>93T8S8-10NP</del>	Screw, throttle stop (for 25, 27, 30 =) (NLA)	1	—	<del>93B3-121B3</del>	Bowl, fuel (for 28) (NLA)	1
				23	93C138-24	Plug, main jet passage (for 1, 3, 4, 8, 10, 15, 16, 19-24, 26, 28-31)	1

(continued on page 29)

[Return to Table of Contents](#)

NOTE: ----- through the part no. means it has been discontinued and is not available from Wisconsin

**PITT AUTO ELECTRIC CO \* 4085 ALPHA DRIVE \* ALLISON PARK, PA 15101**  
**FACTORY AUTHORIZED WISCONSIN MOTORS DISTRIBUTOR**  
**TOLL FREE 1-800-245-0711 EXT 2 \* TOLL FREE FAX 1-800-551-5908**

© Copyrighted by Pitt Auto Electric Company 2011

Click the part number for the price, availability and to order

**L63 Series (Zenith Model 68-7 Carburetor) (Cont.)**

(SEE PG. 27)

	ITEM	PART NO.	DESCRIPTION	QTY
24	93C71-21		Adjustment, main jet (for 2, 5, 6, 7, 9, 11-14, 17, 18, 25, 27) .....	1
25	PH499		Washer (fiber), plug and adjustment .....	1
26	93C52-7-22		Jet, main (for 1, 4, 16, 20, 21, 28-30) .....	1
—	93C52-7-33		Jet, main (for 2, 13, 25, 27) .....	1
—	93C52-7-26		Jet, main (for 5, 7, 11, 12, 14, 17, 18) .....	1
—	<del>93C52-7-25</del>		Jet, main (for 6) (NLA) .....	1
—	93C52-7-19		Jet, main (for 8) .....	1
—	<del>93C52-7-30</del>		Jet, main (for 9) .....	1
—	93C52-7-21		Jet, main (for 10) .....	1
—	93C52-7-23		Jet, main (for 3, 15, 19, 22-24, 26, 34, 35) .....	1
—	93C52-7-24		Jet, main (for 31) .....	1
27	†Δ93T56-24		Washer (fiber), main jet (NLA) .....	1
28	93T301S10-10		Screws, bowl to body assembly .....	4
29	93T91-3		Plug, bowl drain .....	1
30	Δ93C131-4X2		Retainer, choke shaft seal (NLA) (for 1-25, 27, 29-31) .....	1
—	Δ93T52-53		Retainer, choke shaft seal (for 26, 28) .....	1
31	93C109-60C		Bracket, choke (for 1, 3, 6-9, 11, 14-17, 19-21, 23, 24, 26, 29-31) .....	1
—	<del>93C109-60C2</del>		Bracket, choke (for 4, 13, 27) (NLA) .....	1
—	<del>93C109-60C1</del>		Bracket, choke (for 22) (NLA) ...	1
—	<del>93C109-60E1</del>		Bracket, choke (for 28) .....	1
—	<del>93C109-60D1</del>		Bracket, choke (for 32) (NLA) ...	1
33	93C140-58		Screws, choke bracket assembly (for all except 2, 5, 10, 12, 18, 25) .....	2
36	93C108-280		Shaft and friction lever, choke (for 2) .....	1
—	93C108-279		Shaft and friction lever, choke (for 5, 10, 12, 18) .....	1
—	93C108-277		Shaft and friction lever, choke (for 25) .....	1
37	93C105-286		Shaft, choke (for all except 2, 5, 10, 12, 18, 25, 32) ...	1
38	93C106-2		Lever, choke (for all except 2, 5, 10, 12, 18, 25, 32) ..	1
	39	<del>93T8S8-7</del>	Screw, choke lever swivel (NLA) (for all except 2, 5, 10, 12, 18, 25) .....	1
	40	93T22S8	Nut, choke shaft (for all except 2, 5, 10, 12, 18, 25) .....	1
	41	93T41-10	Lock washer, choke shaft nut (for all except 2, 5, 10, 12, 18, 25) .....	1
	42	93C112-6	Spring, choke lever return (for all except 2, 5, 10, 12, 18, 25) .....	1
	43	93T8S8-8	Screw, bracket clip (for all except 2, 5, 10, 12, 18, 25) .....	1
	44	93C110-7	Clip, bracket tube (for all except 2, 5, 10, 12, 18, 25) .....	1
	45	93T21S8	Nut, clamp screw (for all except 2, 5, 10, 12, 18, 25) .....	1
	46	Δ93T57-4	Seal, choke shaft (for all except 26, 28) .....	1
	—	Δ93T48-9	Seal, choke shaft (for 26, 28) .....	1
	48	93C101-80	Plate, choke (for all except 2, 13, 25, 27) .....	1
	—	93C101-85	Plate, choke (for 2, 13, 25, 27) .....	1
	49	93T315S5-4	Screw and washer choke plate (for all) .....	2
	50	Δ93CR37-1X1	Plug, choke shaft hole (for all except 2, 5, 10, 12, 18) .....	1
	51	†Δ93T56-48	Washer (fiber), discharge jet .....	1
	52	93C66-114-60	Jet, discharge (for 1, 4, 6, 16, 20, 21, 28) .....	1
	—	93C66-114-45	Jet, discharge (for 2, 13, 25, 27) .....	1
	—	93C66-114-50	Jet, discharge (for 3, 9, 11, 15, 17, 19, 22-24, 26, 29-31) .....	1
	—	93C66-114-40	Jet, discharge (for 5, 7, 8, 10, 12, 14, 18) .....	1
	53	93C77-18-12	Jet, well vent (for 1, 4, 6, 16, 20, 21, 28) .....	1
	—	93C77-18-13	Jet, well vent (for 2, 13, 25, 27) .....	1

(continued on page 30)

[Return to Table of Contents](#)

NOTE: ----- through the part no. means it has been discontinued and is not available from Wisconsin

**PITT AUTO ELECTRIC CO \* 4085 ALPHA DRIVE \* ALLISON PARK, PA 15101**  
**FACTORY AUTHORIZED WISCONSIN MOTORS DISTRIBUTOR**  
**TOLL FREE 1-800-245-0711 EXT 2 \* TOLL FREE FAX 1-800-551-5908**

© Copyrighted by Pitt Auto Electric Company 2011

Note: Carburetor parts vary on certain engines. To confirm you are getting the correct part please call us at 800-245-0711 ext 2 Monday to Friday 8am to 5pm Eastern

Click the part number for the price, availability and to order

### L63 Series (Zenith Model 68-7 Carburetor) (Cont.)

(SEE PG. 27)

ITEM	PART NO.	DESCRIPTION .....	QTY	ITEM	PART NO.	DESCRIPTION .....	QTY
—	93C77-18-22	Jet, well vent (for 3, 9, 11, 15, 17, 19, 22-24, 26, 29-31) .....	1	—	93C181-329	Gasket kit (not illustrated) .....	1
—	93C77-18-17	Jet, well vent (for 5, 7, 8, 10, 12, 14, 18) ...	1	—	LQ33	Repair parts kit (with spring type fuel valve and seat) (for 2, 3, 7, 9, 11, 12, 14, 15, 22-24, 26, 32, 33) .....	1
54	93B38-74-18	Venturi (for 1, 3, 4, 6, 9, 11, 15-17, 19-24, 26, 28) .....	1	—	LQ39	Repair parts kit (with solid type fuel valve and seat) (for 1, 4-6, 8, 10, 13, 16, 21, 25, 27, 28-31) .....	1
—	93B38-74-19	Venturi (for 2, 13, 25, 27, 29-31) .....	1	—	93K2130	Repair parts kit (for 17, 19) .....	1
—	93B38-74-17	Venturi (for 5, 7, 8, 10, 12, 14, 18) ...	1	—	†† 93/K	Repair parts kit (for 18, 20) .....	1
—	<del>93C2454AD1X2</del>	Lever, throttle clamp (for 15, 16, 30) (not illustrated) (NLA) .....	1				
—	<del>93T8B8-10-9</del>	Screw, lever clamp (for 15, 16, 30) (not illustrated)(NLA) .....	1				
—	<del>93T8B8-10</del>	Screw, lever swivel (for 15, 16, 30) (not illustrated) (NLA) .....	1				

† Parts in gasket set  
 †† Specify Zenith carburetor number  
 Δ Parts in repair kit

Pitt Auto Electric Co. one 800-245-0711 WWW.PITTAUTO.COM Copyrighted 2011

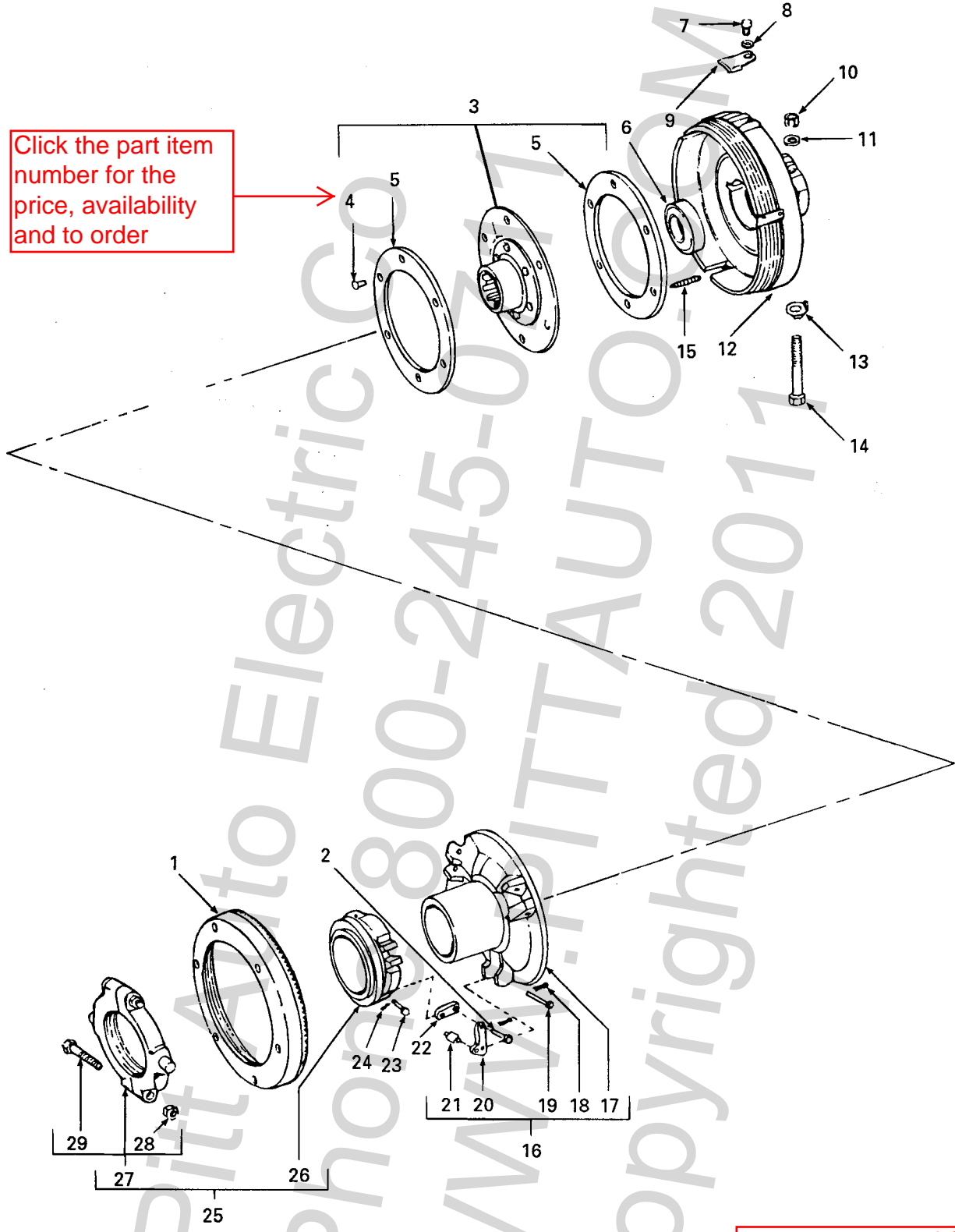
Return to Table of Contents

NOTE: ----- through the part no. means it has been discontinued and is not available from Wisconsin

**PITT AUTO ELECTRIC CO \* 4085 ALPHA DRIVE \* ALLISON PARK, PA 15101**  
**FACTORY AUTHORIZED WISCONSIN MOTORS DISTRIBUTOR**  
**TOLL FREE 1-800-245-0711 EXT 2 \* TOLL FREE FAX 1-800-551-5908**  
 © Copyrighted by Pitt Auto Electric Company 2011

# WC280A Clutch Assembly

Click the part item number for the price, availability and to order



[Return to Table of Contents](#)

Click the part number for the price, availability and to order

### WC280A Clutch Assembly

ITEM QTY	PART NO.	DESCRIPTION	ITEM QTY	PART NO.	DESCRIPTION
1	63CL4964	Adjusting ring	1	15 63CL5087	3/8"-24 thread x 2-1/2" long Spring
2	63CL5152	Short link pin	3	16 63UCL1-5228A	Pressure plate and lever assembly (includes 17-21)
3	63UCL5230	Drive member assembly (includes 4 and 5; includes splined center and plate assembly)	17	63UCL5228	Pressure plate assembly
			18	63CL5092	Cotter pin, 1/16" x 3/8" long
			19	63CL5156	Lever pin
4	63CL1011	Brass rivet	6	20 63CL5543	Lever
5	<del>63CL409618</del>	Facing (Raybestos no. 500B)	2	21 63LM408	Roller (replaces 63CL4775 and 63CL4971)
6	ME131A	Pilot bearing (replaces CL6783)	1	22 63CL4776	Connecting link
7	63CL8807-1	Screw, 1/4"-20 thread x 3/8" long	1	23 63CL5153	Long link pin
8	63CL3468	Washer, 1/4"	1	24 63CL5092	Cotter pin, 1/16" x 3/8" long
9	63CL7012	Adjustment lock	1	25 63UCL7-5229	Release sleeve assembly (includes 26-29)
10	PD11	Nut, 3/8"-24 thread (replaces 63CL5319)	2	26 63CL5229	Release sleeve
11	PE5	Lock washer, 3/8" (replaces 63PT353)	2	27 63UCL14-4966	Release bearing assembly (includes 28 and 29; includes release bearing)
12	63CL7248	Clutch housing	1	28 63CL7356	Elastic stop nut, 5/16"-24 thread
13	63CL5211	Screw lock	2	29 63CL3335-1	Screw, 5/16"-24 thread x 1-3/4" long
14	63CL5318	Clamp screw,			

[Return to Table of Contents](#)

NOTE: ----- through the part no. means it has been discontinued and is not available from Wisconsin

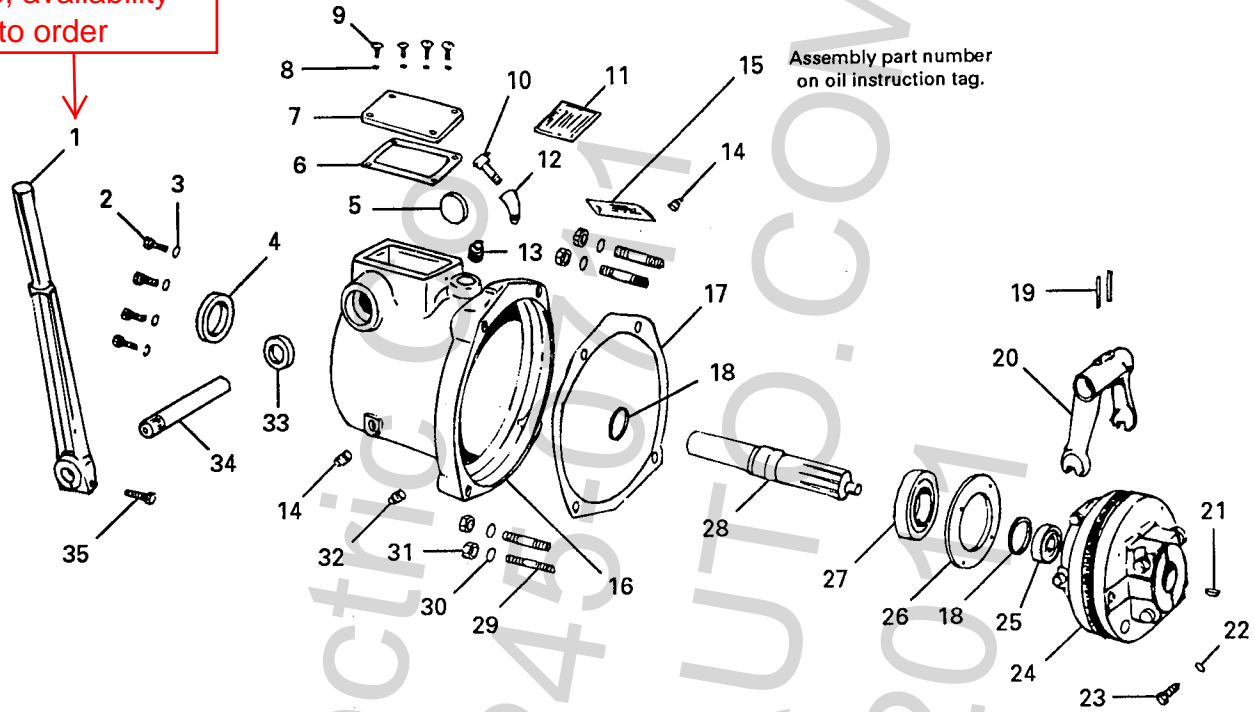
**PITT AUTO ELECTRIC CO \* 4085 ALPHA DRIVE \* ALLISON PARK, PA 15101**  
**FACTORY AUTHORIZED WISCONSIN MOTORS DISTRIBUTOR**  
**TOLL FREE 1-800-245-0711 EXT 2 \* TOLL FREE FAX 1-800-551-5908**

© Copyrighted by Pitt Auto Electric Company 2011



Click the part item number for the price, availability and to order

### WW74A Take-Off Assembly



ITEM	PART NO.	DESCRIPTION	QTY	ITEM	PART NO.	DESCRIPTION	QTY
1	VB55-1	Shifting lever .....	1	20	VB64A	Clutch shifting yoke .....	1
2	XD8	Screw, 1/4"-20 thread x 1-1/4" long .....	4	21	PL47	No. 18 Woodruff key .....	1
3	PH30	Washer, 1/4" .....	4	22	PE46	Lock washer, 5/16" .....	1
4	PH280	Take-off shaft oil seal .....	1	23	XD14-2	Set screw .....	1
5	SA58	Plug, 1-3/8" yoke shaft .....	1	24	WC280A	Clutch assembly, Rockford Drilling Model 4-1/2 L.O.C. no. CLA1721-14 (includes item 25) .....	1
6	QD551	Inspection cover gasket .....	1	25	ME131A	Clutch shaft ball bearing .....	1
7	BH115A	Housing inspection cover .....	1	26	BG156	Bearing retainer plate .....	1
8	PH30A	Washer, 1/4" .....	4	27	ME79A	Take-off shaft bearing .....	1
9	XA34	Screw, 1/4"-20 thread x 1/2" long .....	4	28	WA94	Clutch take-off shaft .....	1
10	LO44	Breather assembly .....	1	29	PC392	Studs .....	4
11	SD125A	Adjustment instruction plate ..	1	30	PE6	Lock washer, 7/16" .....	4
12	XK77A	Street ell, 1/8" x 45° .....	1	31	PD12	Nut, 7/16"-20 thread .....	4
13	XK3	Pipe plug, 3/8" square .....	1	32	XK2	Plug, 1/4" square .....	1
14	XK1	Plug, 1/8" square .....	2	33	PH234A	Yoke shaft oil seal .....	1
15	SD79	Oil instruction tag .....	1	34	WA61	Yoke shaft .....	1
16	BG230-2	Clutch housing .....	1	35	XD30	Screw, 3/8"-16 thread x 1-1/2" long .....	1
17	QD650-1	Housing mounting gasket .....	1				
18	PK149	Snap ring .....	2				
19	PA341	Roll pin, 1/4" diameter x 1-1/8" long .....	2				

[Return to Table of Contents](#)

NOTE: ----- through the part no. means it has been discontinued and is not available from Wisconsin

**PITT AUTO ELECTRIC CO \* 4085 ALPHA DRIVE \* ALLISON PARK, PA 15101**  
**FACTORY AUTHORIZED WISCONSIN MOTORS DISTRIBUTOR**  
**TOLL FREE 1-800-245-0711 EXT 2 \* TOLL FREE FAX 1-800-551-5908**

© Copyrighted by Pitt Auto Electric Company 2011

**Distributed Products**



Air Cooled  
Diesel Engines  
2HP ~ 74HP



Gasoline, Natural Gas,  
Liquid Propane Engines  
53HP ~ 225HP



Liquid Cooled  
Diesel Engines  
15HP ~ 530HP



Wisconsin & Continental Air & Water  
Cooled Spark-Ignited Engines  
37HP ~ 74HP



Power Take-Off Assemblies



Safety Shutdown & Control Systems



Centrifugal Clutches



Power Transmission Products



Dry Fuel Systems and  
Components



Tractor & Selected Engine Parts

**Dealer Products**



Kohler Air & Water Cooled  
Spark-Ignited Engines & Parts



Kohler Air & Water Cooled  
Diesel Engines & Parts



Steiner Tractor  
Parts & Accessories



Air Filtration  
Systems & Parts

Toll Free Order Line  
1-800-245-0711

Service Assistance  
412-487-5075 x 123

Local Phone  
412-487-5075

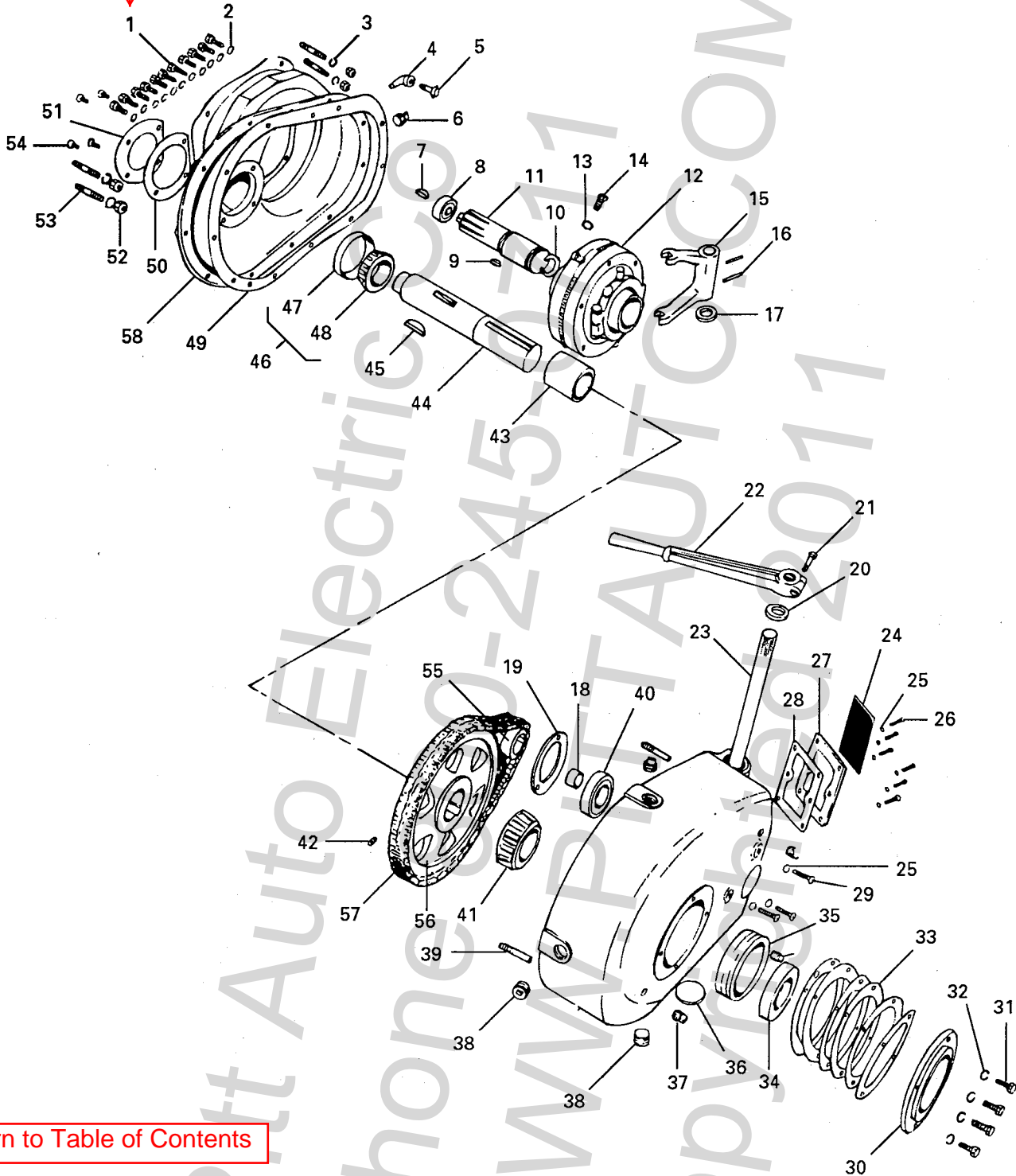
Local Fax  
412-487-2225

Fax Order Hotline  
1-800-551-5908

*Distribution Territory Varies by Product Line*  
Open Monday thru Friday from 8:00 AM thru 5:00 PM

Click the part item number for the price, availability and to order

### WW75A Reduction Gear Assembly



[Return to Table of Contents](#)

NOTE: ----- through the part no. means it has been discontinued and is not available from Wisconsin

**PITT AUTO ELECTRIC CO \* 4085 ALPHA DRIVE \* ALLISON PARK, PA 15101**  
**FACTORY AUTHORIZED WISCONSIN MOTORS DISTRIBUTOR**  
**TOLL FREE 1-800-245-0711 EXT 2 \* TOLL FREE FAX 1-800-551-5908**

© Copyrighted by Pitt Auto Electric Company 2011

Click the part number for the price, availability and to order

## WW75A Reduction Gear Assembly

ITEM	PART NO.	DESCRIPTION	QTY	ITEM	PART NO.	DESCRIPTION	QTY
1	XD27	Screw, 3/8" -16 thread x 1" long .....	11	32	PE4	Lock washer, 5/16" .....	4
2	PH22	Washer, 3/8" I.D. x 1/16" thick .....	11	33	QD544	Outer bearing retainer plate gasket .....	8-12
3	PE6	Lock washer, 7/16" .....	4	34	PH202	Take-off shaft oil seal .....	1
4	XK77A	Street ell, 1/8" pipe x 45° .....	1	—	ME76	Outer bearing assembly (includes 35 and 41) .....	1
5	LO44	Breather .....	1	35	* — — —	Cup .....	1
6	XK10	Pipe plug, 1" square .....	2	36	SA58	Plug, 1-1/8" .....	1
7	PL47	No. 18 Woodruff key .....	1	37	XK2	Pipe plug, 1/4" square .....	3
8	ME131A	Ball bearing .....	1	38	XK4	Pipe plug, 1/2" square .....	2
9	PL17	No. 13 Woodruff key .....	1	—	XK6	Pipe plug, 1/2" countersunk .....	1
10	PK82	Retaining ring .....	2	39	PA279	Dowel pin .....	2
11	WA93	Clutch shaft .....	1	40	ME119	Clutch shaft ball bearing .....	1
12	WC280A	Clutch assembly, Rockford Drilling Model 4-1/2 L.O.C. no. CLA1721-14 (includes item 8) (replaces CLA1721-1) ...	1	41	* — — —	Cone .....	1
13	PE46	Lock washer, 5/16" .....	1	42	XE44	Set screw, 5/16" -18 thread x 5/8" long .....	1
14	XD14-2	Set screw .....	1	43	HF265A	Take-off shaft spacer .....	1
15	<del>VB64A</del>	Shifter yoke .....	1	44	WA55H	Take-off shaft .....	1
16	PA341	Roll pin, 1/4" diameter x 1-1/8" long (replaces XH26) .....	2	45	PL24	No. 29 Woodruff key .....	1
17	HF392A	Shifter yoke spacer, 3/16" thick .....	1	46	ME77	Inner bearing assembly (includes 47 and 48) .....	1
18	HF372A	Ball bearing spacer .....	1	47	* — — —	Cup .....	1
19	BG216	Clutch bearing plate .....	1	48	* — — —	Cone .....	1
20	PH234A	Shifter shaft oil seal .....	1	49	QD856	Cover to housing gasket (BH143B cover) .....	1
21	XD30	Screw, 3/8" -16 thread x 1-1/2" long .....	1	—	QD619	cover to housing gasket (BH143 cover, obsolete) .....	1
22	VB55-1	Shifter lever .....	1	50	QD543A	Inner bearing retainer plate gasket .....	1
23	WA61D	Shifter shaft .....	1	51	BG151	Inner retaining bearing plate gasket .....	1
24	SD125A	Instruction plate .....	1	52	PD12	Nut, 7/16"-20 thread .....	4
25	PH30	Washer, 1/4" I.D. x 1/16" thick .....	9	53	PC392	Housing to crankcase stud .....	4
26	XA34	Screw, 1/4"-20 thread x 1/2" long (BH127B) .....	6	54	XC17	Screw, 5/16" -18 thread x 3/4" long .....	4
—	XA36	Screw, 1/4"-20 thread x 3/4" long (BH127) .....	6	—	BG349-2S2	Main bearing plate assembly, .	1
27	BH127B	Inspection hole plate (replaces BH127) .....	1	—	CA86-2S1	Crankshaft assembly, .....	1
28	QD592	Inspection hole cover gasket ...	1	* Not serviced separately.			
29	XD7	Screw, 1/4"-20 thread x 1" long .....	3				
30	BG150	Outer retaining bearing plate .....	1				
31	XD15B	Screw, 5/16"-18 thread x 3/4" long .....	4				

[Return to Table of Contents](#)

**NOTE: ----- through the part no. means it has been discontinued and is not available from Wisconsin**

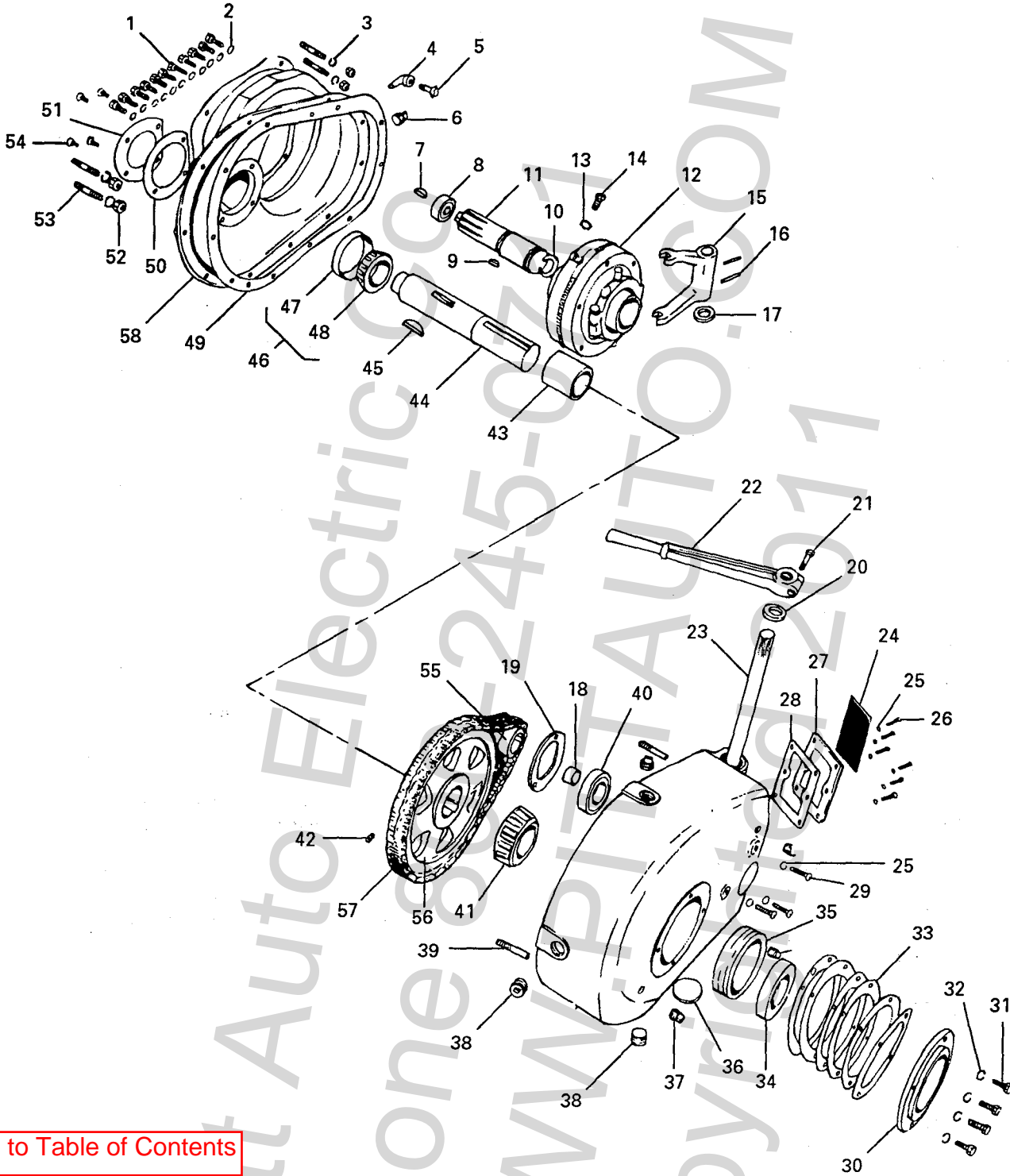
**PITT AUTO ELECTRIC CO \* 4085 ALPHA DRIVE \* ALLISON PARK, PA 15101  
FACTORY AUTHORIZED WISCONSIN MOTORS DISTRIBUTOR**

**TOLL FREE 1-800-245-0711 EXT 2 \* TOLL FREE FAX 1-800-551-5908**

© Copyrighted by Pitt Auto Electric Company 2011

Click the part item number for the price, availability and to order

### WW75A Reduction Gear Assembly



[Return to Table of Contents](#)


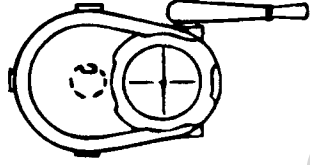
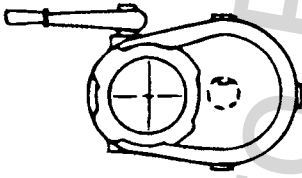
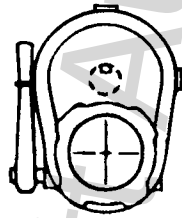
NOTE: ----- through the part no. means it has been discontinued and is not available from Wisconsin

**PITT AUTO ELECTRIC CO \* 4085 ALPHA DRIVE \* ALLISON PARK, PA 15101**  
**FACTORY AUTHORIZED WISCONSIN MOTORS DISTRIBUTOR**  
**TOLL FREE 1-800-245-0711 EXT 2 \* TOLL FREE FAX 1-800-551-5908**

© Copyrighted by Pitt Auto Electric Company 2011

Click the part number for the price, availability and to order

### WW75A Reduction Gear Assembly

Position of Take-off shaft is determined when viewed from cranking end of engine (views facing take-off end are shown)	Assembly Part Number	Reduction Ratio	Rotation of Take-off Shaft	Ref. No. 55	Ref. No. 56	Ref. No. 57	Ref. No. 58
				Driver Gear Part No.	Driven Gear Part No.	Chain Part No.	Housing Part No.
<b>TAKE-OFF SHAFT BELOW</b> 	WW75A	2.07 to 1	Ctr. engine-wise	GG116	GG67-1	.....	BG227A
	WW75A1	3.00 to 1	Ctr. engine-wise	GG117	GG77-1	.....	BG227A
	WW75A2	3.84 to 1	Ctr. engine-wise	GG118	GG69-1	.....	BG227A
	WW75A4	2.67 to 1	Engine-wise	GG114	GG71	GJ9	BG227A
	WW75A5	3.79 to 1	Engine-wise	GG115	GG73	GJ10	BG227A
<b>TAKE-OFF SHAFT ON LEFT SIDE as viewed from the cranking end.</b> 	WW75A6	2.07 to 1	Ctr. engine-wise	GG116	GG67-1	.....	BG227A1
	WW75A10	2.67 to 1	Engine-wise	GG114	GG71	GJ9	BG227A1
	WW75A11	3.79 to 1	Engine-wise	GG115	GG73	GJ10	BG227A1
<b>TAKE-OFF SHAFT ON RIGHT SIDE as viewed from the cranking end.</b> 	WW75A14	3.84 to 1	Ctr. engine-wise	GG118	GG69-1	.....	BG227A2
	WW75A16	2.67 to 1	Engine-wise	GG114	GG71	GJ9	BG227A2
	WW75A17	3.79 to 1	Engine-wise	GG115	GG73	GJ10	BG227A2
<b>TAKE-OFF SHAFT ON TOP</b> 	WW75A20	3.84 to 1	Etr. engine-wise	GG118	GG69-1	.....	BG227A3
	WW75A22	2.67 to 1	Engine-wise	GG114	GG71	GJ9	BG227A3
	WW75A23	3.79 to 1	Engine-wise	GG115	GG73	GJ10	BG227A3

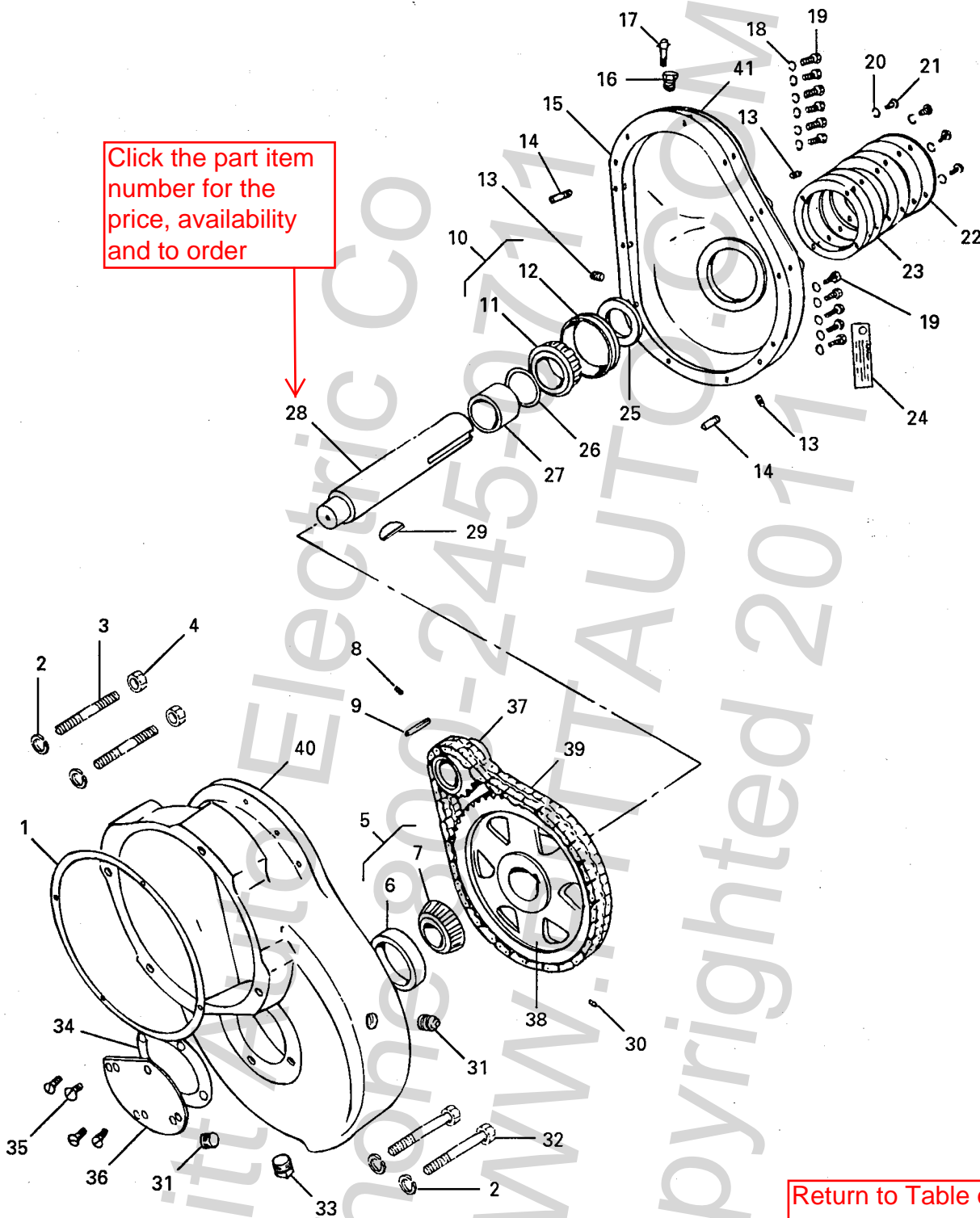
NOTE: ----- through the part no. means it has been discontinued and is not available from Wisconsin

**PITT AUTO ELECTRIC CO \* 4085 ALPHA DRIVE \* ALLISON PARK, PA 15101**  
**FACTORY AUTHORIZED WISCONSIN MOTORS DISTRIBUTOR**  
**TOLL FREE 1-800-245-0711 EXT 2 \* TOLL FREE FAX 1-800-551-5908**

© Copyrighted by Pitt Auto Electric Company 2011

## WW77A Reduction Gear Assembly

Click the part item number for the price, availability and to order



[Return to Table of Contents](#)

NOTE: ----- through the part no. means it has been discontinued and is not available from Wisconsin

**PITT AUTO ELECTRIC CO \* 4085 ALPHA DRIVE \* ALLISON PARK, PA 15101**  
**FACTORY AUTHORIZED WISCONSIN MOTORS DISTRIBUTOR**  
**TOLL FREE 1-800-245-0711 EXT 2 \* TOLL FREE FAX 1-800-551-5908**

© Copyrighted by Pitt Auto Electric Company 2011

Click the part number for the price, availability and to order

## WW77A Reduction Gear Assembly

item	part no.	description	qty	ITEM	PART NO.	DESCRIPTION	QTY
1	QD650-1	Housing to crankcase gasket	20	PE4		Lock washer, 5/16"	4
1				21	XD15B	Screw,	
2	PE6	Lock washer, 7/16"	4			5/16"-18 thread x 3/4" long	4
3	PC392	Housing to case stud	2	22	BG150	Outer retaining bearing	
4	PD12	Nut, 7/16"-20 thread	2			plate	1
5	ME77	Inner bearing assembly (includes 6 and 7)	1	23	QD544	Outer retainer bearing plate gasket	6-12
6	<del>ME77-1</del>	Cup (not sold separately)	1	24	SD79	Oil instruction tag	1
7	<del>ME77-2</del>	Cone (not sold separately)	1	25	PH202	Take-off shaft oil seal	1
8	XE17	Screw, 1/4"-20 thread x 3/8" long	1	26	PH206	Take-off shaft spacer collar	1
9	PL88	Key, 1/4" square x 2" long	1	27	HF265	Take-off shaft spacer	1
10	ME76	Outer bearing assembly (includes 11 and 12)	1	28	WA55	Take-off shaft	1
				29	PL24	No. 29 Woodruff key	1
				30	XE44	Set screw,	
11	<del>ME76-2</del>	Cone (not sold separately)	1			5/16"-18 thread x 5/8" long	1
12	<del>ME76-1</del>	Cup (not sold separately)	1	31	XK3	Pipe plug, 3/8" square	3
13	XK2	Pipe plug, 1/4" square	3	32	XD38	Screw,	
14	PA279	Dowel pin	2			7/16"-14 thread x 2" long	2
15	QD857	Cover to housing gasket	1	33	XK6	Pipe plug, 1/2" countersunk	1
16	XK88	Reducer bushing, 3/8" to 1/8" pipe	1		XK4	Pipe plug, 1/2" square	1
				34	QD543A	Inner bearing retainer plate gasket	1
17	LO44	Breather	1				
18	PE5	Lock washer, 3/8"	11	35	BG151	Inner retaining bearing plate	
19	XD28	Screw, 3/8"-16 thread x 1/8" long	11	1			
				36	XC68	Screw, 5/16"-18 thread x 3/4" long	4

[Return to Table of Contents](#)

NOTE: ----- through the part no. means it has been discontinued and is not available from Wisconsin

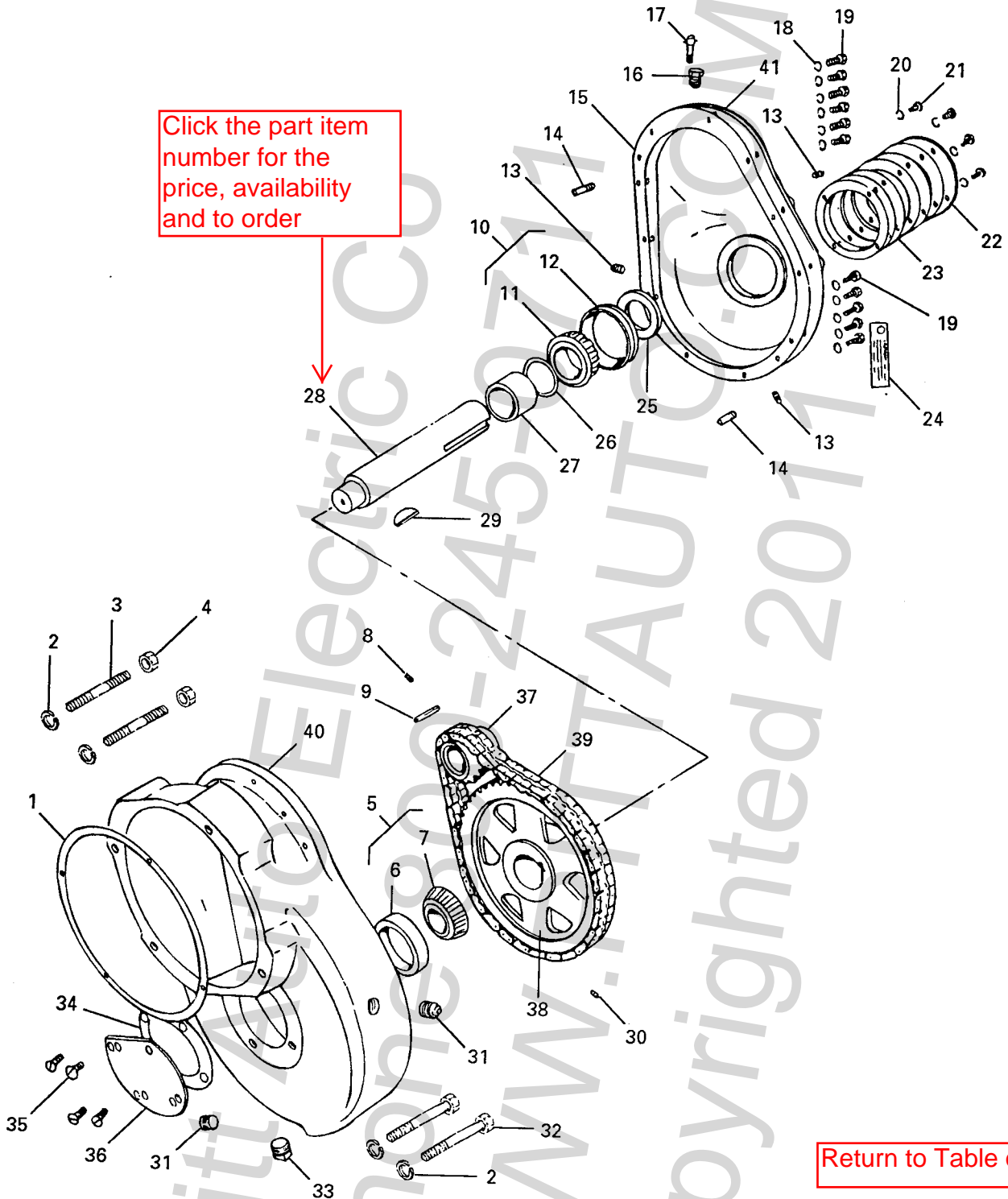
**PITT AUTO ELECTRIC CO \* 4085 ALPHA DRIVE \* ALLISON PARK, PA 15101**  
**FACTORY AUTHORIZED WISCONSIN MOTORS DISTRIBUTOR**  
**TOLL FREE 1-800-245-0711 EXT 2 \* TOLL FREE FAX 1-800-551-5908**

© Copyrighted by Pitt Auto Electric Company 2011



# WW77A Reduction Gear Assembly

Click the part item number for the price, availability and to order



[Return to Table of Contents](#)

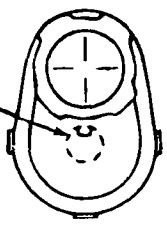
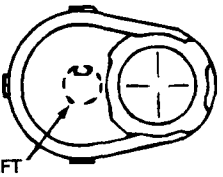
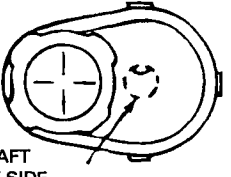
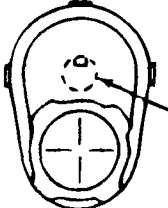
NOTE: ----- through the part no. means it has been discontinued and is not available from Wisconsin

**PITT AUTO ELECTRIC CO \* 4085 ALPHA DRIVE \* ALLISON PARK, PA 15101**  
**FACTORY AUTHORIZED WISCONSIN MOTORS DISTRIBUTOR**  
**TOLL FREE 1-800-245-0711 EXT 2 \* TOLL FREE FAX 1-800-551-5908**

© Copyrighted by Pitt Auto Electric Company 2011

Click the part item number for the price, availability and to order

### WW77A Reduction Gear Assembly

Position of drive shaft viewing from flywheel end of engine.	Assembly Part Number	Reduction Ratio	Rotation of Drive Shaft	Ref. No. 37	Ref. No. 38	Ref. No. 39	Ref. No. 40	Ref. No. 41
				Driver Gear Part No.	Driven Gear Part No.	Chain Part No.	Housing Part No.	Cover Part No.
 <p>DRIVE SHAFT BELOW</p>	<del>WW77A</del> (63 lbs.)	2.07 to 1	Ctr. engine-wise	GG66-3 (3 lbs.)	GG67-1 (9 lbs.)	-----	BG231A (19 lbs.)	BH119C (14 lbs.)
	WW77A2 (64 lbs.)	3.84 to 1	Ctr. engine-wise	GG80-1 (2 lbs.)	GG69-1 (11 lbs.)	-----	BG231A	BH119C
	WW77A5 (62 lbs.)	3.79 to 1	Engine-wise	GG83 (1 lb.)	GG73 (8 lbs.)	GJ10 (2 lbs.)	BG231A	BH119C
 <p>DRIVE SHAFT ON LEFT SIDE as viewed from the flywheel end.</p>	WW77A8	3.84 to 1	Ctr. engine-wise	GG80-1	GG69-1	-----	BG231A1 (19 lbs.)	BH119C1 (14 lbs.)
	<del>WW77A9</del> (60 lbs.)	2 to 1	Engine-wise	GG81 (2 lbs.)	GG71 (5 lbs.)	GJ8 (2 lbs.)	BG231A1	BH119C1
 <p>DRIVE SHAFT ON RIGHT SIDE as viewed from the flywheel end.</p>								
 <p>DRIVE SHAFT AT TOP</p>	WW77A20	3.84 to 1	Ctr. engine-wise	GG80-1	GG69-1	-----	BG231A3 (19 lbs.)	BH119C5 (14 lbs.)

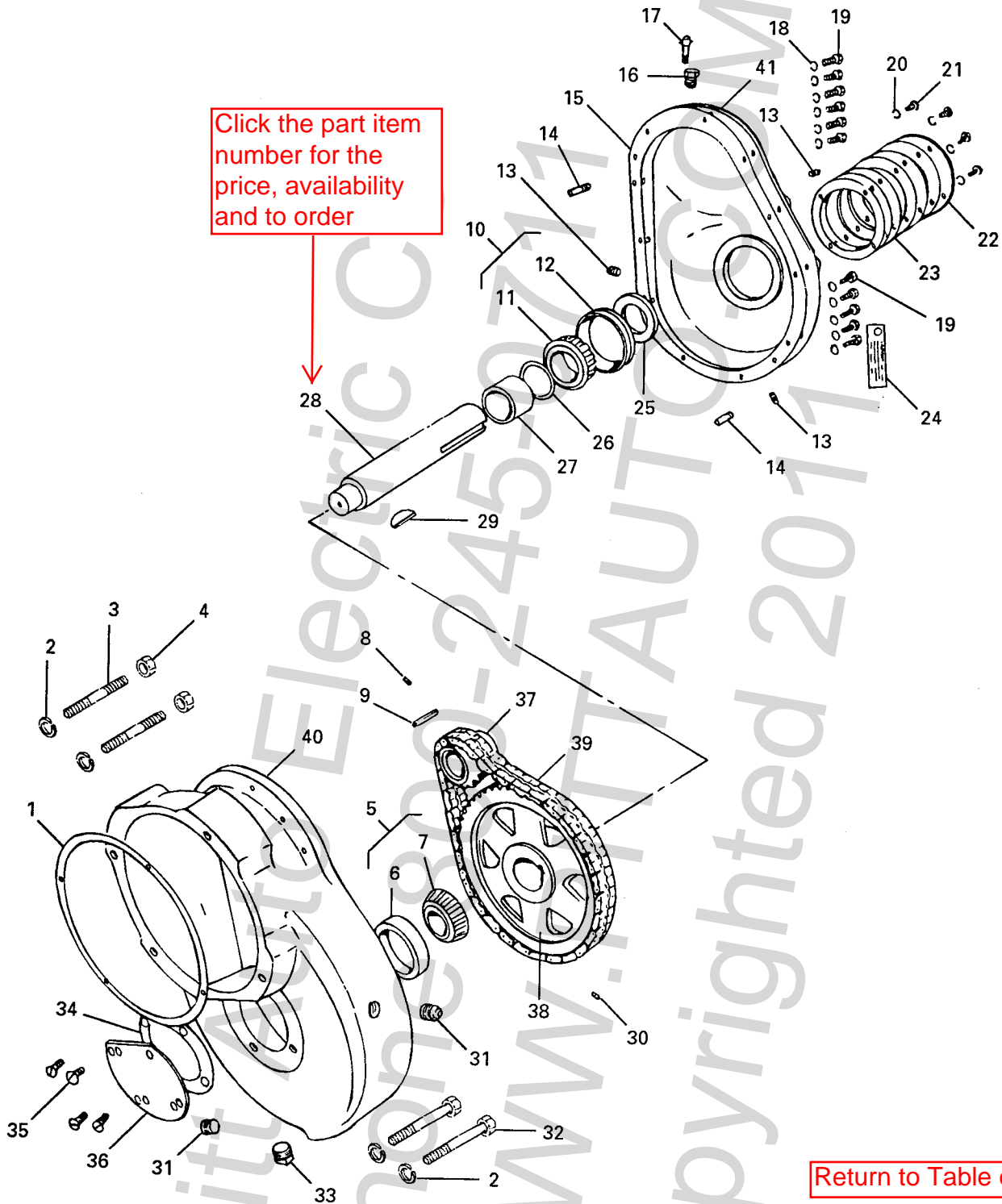
[Return to Table of Contents](#)

NOTE: ----- through the part no. means it has been discontinued and is not available from Wisconsin

**PITT AUTO ELECTRIC CO \* 4085 ALPHA DRIVE \* ALLISON PARK, PA 15101**  
**FACTORY AUTHORIZED WISCONSIN MOTORS DISTRIBUTOR**  
**TOLL FREE 1-800-245-0711 EXT 2 \* TOLL FREE FAX 1-800-551-5908**

© Copyrighted by Pitt Auto Electric Company 2011

## WW77A Reduction Gear Assembly



[Return to Table of Contents](#)

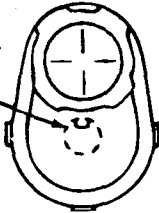
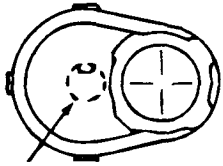
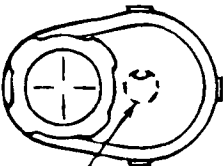
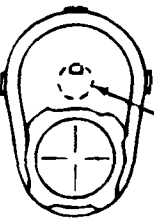
NOTE: ----- through the part no. means it has been discontinued and is not available from Wisconsin

**PITT AUTO ELECTRIC CO \* 4085 ALPHA DRIVE \* ALLISON PARK, PA 15101**  
**FACTORY AUTHORIZED WISCONSIN MOTORS DISTRIBUTOR**  
**TOLL FREE 1-800-245-0711 EXT 2 \* TOLL FREE FAX 1-800-551-5908**

© Copyrighted by Pitt Auto Electric Company 2011

Click the part item number for the price, availability and to order

## WW77A Reduction Gear Assembly

Position of Take-off shaft is determined when viewed from cranking end of engine (views facing take-off end are shown)	Assembly Part Number	Reduction Ratio	Rotation of Take-off Shaft	Ref. No. 37	Ref. No. 38	Ref. No. 39	Ref. No. 40	Ref. No. 41
				Driver Gear Part No.	Driven Gear Part No.	Chain Part No.	Housing Part No.	Cover Part No.
 <p>TAKE-OFF SHAFT BELOW</p>	<del>WW77A</del>	2.07 to 1	Ctr. engine-wise	GG66-3	GG67-1	.....	BG231A	BH119C
	<del>WW77A1</del>	3.00 to 1	Ctr. engine-wise	GG79-1	GG77-1	.....	BG231A	BH119C
	WW77A2	3.84 to 1	Ctr. engine-wise	GG80-1	GG69-1	.....	BG231A	BH119C
	WW77A3	2.00 to 1	Engine-wise	GG81	GG71	GJ8	BG231A	BH119C
	<del>WW77A4</del>	2.67 to 1	Engine-wise	GG82	GG71	GJ9	BG231A	BH119C
	WW77A5	3.79 to 1	Engine-wise	GG83	GG73	GJ10	BG231A (replaces BG231-4)	BH119C (replaces BH119)
 <p>TAKE-OFF SHAFT ON LEFT SIDE as viewed from the cranking end.</p>	<del>WW77A6</del>	2.07 to 1	Ctr. engine-wise	GG66-3	GG67-1	.....	BG231A1	BH119C1
	<del>WW77A7</del>	3.00 to 1	Ctr. engine-wise	GG79-1	GG77-1	.....	BG231A1	BH119C1
	WW77A8	3.84 to 1	Ctr. engine-wise	GG80-1	GG69-1	.....	BG231A1	BH119C1
	<del>WW77A9</del>	2.00 to 1	Engine-wise	GG81	GG71	GJ8	BG231A1	BH119C1
	<del>WW77A10</del>	2.67 to 1	Engine-wise	GG82	GG71	GJ9	BG231A1	BH119C1
	<del>WW77A11</del>	3.79 to 1	Engine-wise	GG83	GG73	GJ10	BG231A1 (replaces BG231-5)	BH119C1 (replaces BH119-1)
 <p>TAKE-OFF SHAFT ON RIGHT SIDE as viewed from the cranking end.</p>	<del>WW77A12</del>	2.07 to 1	Ctr. engine-wise	GG66-3	GG67-1	.....	BG231A2	BH119C2
	<del>WW77A13</del>	3.00 to 1	Ctr. engine-wise	GG79-1	GG77-1	.....	BG231A2	BH119C2
	WW77A14	3.84 to 1	Ctr. engine-wise	GG80-1	GG69-1	.....	BG231A2	BH119C2
	<del>WW77A15</del>	2.00 to 1	Engine-wise	GG81	GG71	GJ8	BG231A2	BH119C2
	<del>WW77A16</del>	2.67 to 1	Engine-wise	GG82	GG71	GJ9	BG231A2	BH119C2
	<del>WW77A17</del>	3.79 to 1	Engine-wise	GG83	GG73	GJ10	BG231A2 (replaces BG231-6)	BH119C2 (replaces BH119-2)
 <p>TAKE-OFF SHAFT ON TOP</p>	<del>WW77A18</del>	2.07 to 1	Ctr. engine-wise	GG66-3	GG67-1	.....	BG231A3	BH119C5
	<del>WW77A19</del>	3.00 to 1	Ctr. engine-wise	GG79-1	GG77-1	.....	BG231A3	BH119C5
	WW77A20	3.84 to 1	Etr. engine-wise	GG80-1	GG69-1	.....	BG231A3	BH119C5
	<del>WW77A21</del>	2.00 to 1	Engine-wise	GG81	GG71	GJ8	BG231A3	BH119C5
	<del>WW77A22</del>	2.67 to 1	Engine-wise	GG82	GG71	GJ9	BG231A3	BH119C5
	WW77A23	3.79 to 1	Engine-wise	GG83	GG73	GJ10	BG231A3 (replaces BG231-7)	BH119C5 (replaces BG119-6)

[Return to Table of Contents](#)

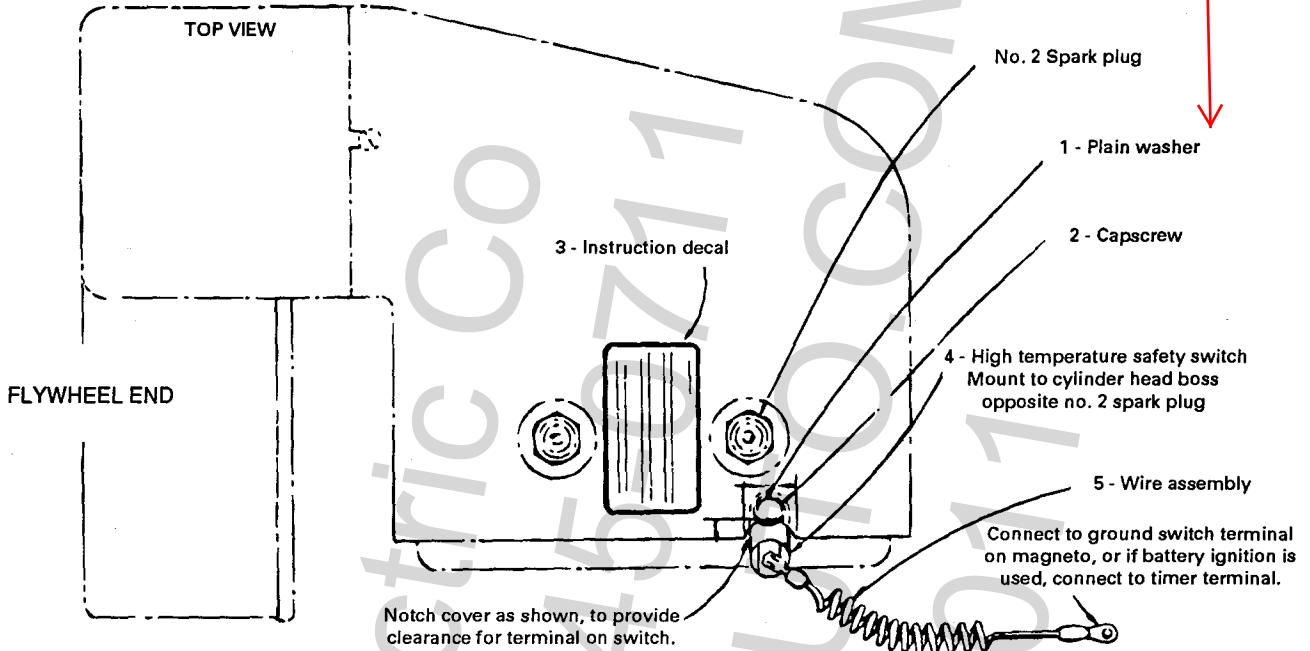
**NOTE:** ----- through the part no. means it has been discontinued and is not available from Wisconsin

**PITT AUTO ELECTRIC CO \* 4085 ALPHA DRIVE \* ALLISON PARK, PA 15101**  
**FACTORY AUTHORIZED WISCONSIN MOTORS DISTRIBUTOR**  
**TOLL FREE 1-800-245-0711 EXT 2 \* TOLL FREE FAX 1-800-551-5908**

© Copyrighted by Pitt Auto Electric Company 2011

## YC66DS1 High Temperature Safety Switch Kit

Click the part item number for the price, availability and to order



HI-TEMPERATURE SAFETY SWITCH MOUNTING ON ENGINE MODELS TE, TF, THD, TJD

ITEM	PART NO.	DESCRIPTION ....	.QTY
—	YC66DS1	High Temperature Safety Switch Kit Complete .....	1
1	PH77A	Plain Washer 5/16" I.D. x 5/8" O.D. x 1/16" .....	1
2	XD22	Capscrew, 5/16" - 18 thread x 1-3/4" long .....	1
3	SD233	Instruction Decal .....	1
4	—	High Temperature Safety Switch .....	1
5	YL357-42	Wire Assembly .....	1

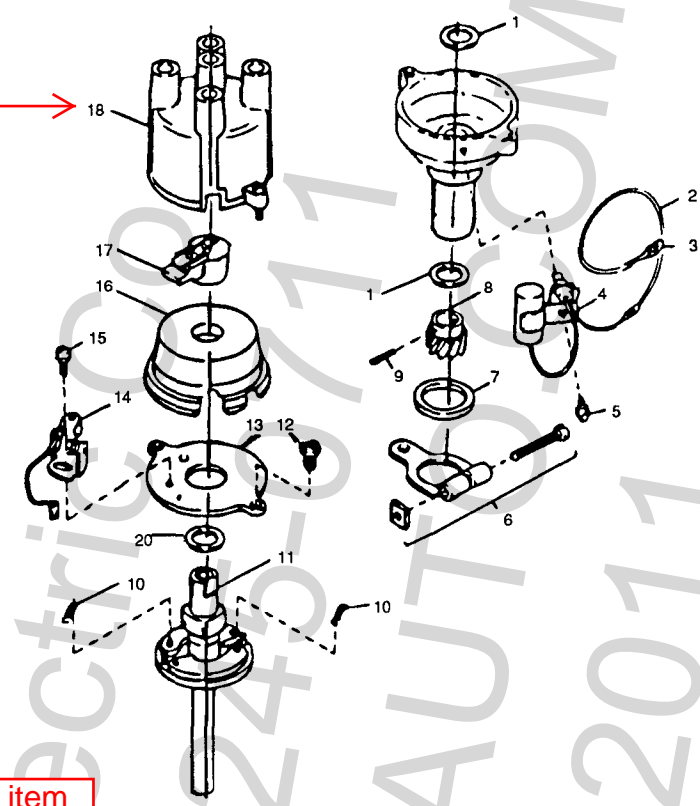
Return to Table of Contents

NOTE: ----- through the part no. means it has been discontinued and is not available from Wisconsin

**PITT AUTO ELECTRIC CO \* 4085 ALPHA DRIVE \* ALLISON PARK, PA 15101**  
**FACTORY AUTHORIZED WISCONSIN MOTORS DISTRIBUTOR**  
**TOLL FREE 1-800-245-0711 EXT 2 \* TOLL FREE FAX 1-800-551-5908**  
 © Copyrighted by Pitt Auto Electric Company 2011

**YF46S1 Colt Point Type Distributor**  
 (Obsolete, replaced by YF52S1 effective with S/N 92070032)

Click the part item number for the price, availability and to order



Click the part item number for the price, availability and to order

CONDENSED CAPACITY .10 - .23 HFD  
 POINT CAP .018" - .022"  
 SHAFT END PLAY .010

ITEM	PART NO.	DESCRIPTION	QTY	ITEM	PART NO.	DESCRIPTION	QTY
1	* ———	Washer	2	13	31-1300159A	Breaker plate	1
2	YL394-10	Extension wire	1	14	* ———	Breaker set	1
3	31-13001655	Clip	1	15	* ———	Screw and washer assembly	1
4	* ———	Condenser assembly	1	16	31-13001604	Shield	1
5	* ———	Screw	1	—	YQ28	Distributor cap and rotor kit (incl. 17, 18)	1
—	PG543A1	Advance arm kit (incl. 6,7)	1	17	† 31-13001607	Rotor	1
6	* ———	Advance arm assembly	1	18	* ———	Cap	1
7	* ———	Washer	1	19	* ———	Lube capsule (not illust.)	1
8	° ———	Gear	1	20	31-13001594	Retainer Clip	1
9	* ———	Pin	1				
—	31-13001667	Shaft kit (incl. 10 & 11)	1				
10	† 31-13001662	Spring kit	1				
—	† 31-13001680	Gear kit (incl. 1, 8 & 9)	1				
11	* ———	Shaft assembly	1				
12	31-13001616	Insert	2				
—	YQ26	Breaker kit (incl.4,5,14,15,19)	1				

\* Not serviced separately.  
 † Also sold separately.

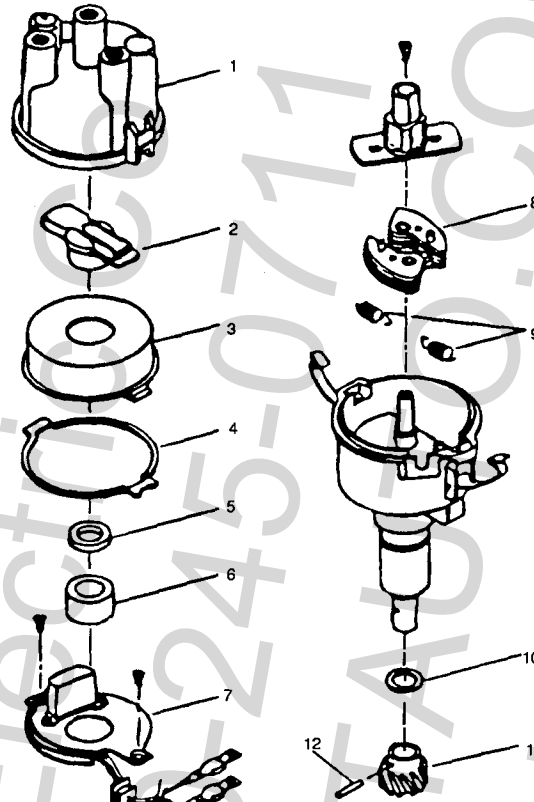
[Return to Table of Contents](#)

NOTE: ----- through the part no. means it has been discontinued and is not available from Wisconsin

**PITT AUTO ELECTRIC CO \* 4085 ALPHA DRIVE \* ALLISON PARK, PA 15101**  
**FACTORY AUTHORIZED WISCONSIN MOTORS DISTRIBUTOR**  
**TOLL FREE 1-800-245-0711 EXT 2 \* TOLL FREE FAX 1-800-551-5908**  
 © Copyrighted by Pitt Auto Electric Company 2011

## YF52S1 Solid State Distributor (replaces YF46S1 effective with S/N 92070032)

Note: Distributor parts vary on certain engines. To confirm you are getting the correct part please call us at 800-245-0711 ext 2 Monday to Friday 8am to 5pm Eastern



SHAFT END PLAY: .001" - .015"

Click the part item number for the price, availability and to order

ITEM	PART NO.	DESCRIPTION .....	QTY	ITEM	PART NO.	DESCRIPTION .....	QTY
—	20121018	Distributor cap and gasket (incl. 1, 4) .....	1	8	20120015	Advance weights set .....	1
1	* ———	Vented distributor cap .....	1	9	20120013	Advance spring set .....	1
—	20121020	Roto and spacer (incl. 2,5) .....	1	—	20121002	Gear kit (incl. 10-12) .....	1
2	* ———	Rotor .....	1	10	* ———	Thrust washer set .....	1
3	20120003	Dust cover .....	1	11	* ———	Gear .....	1
4	† 20120010	Distributor cap gasket .....	1	12	* ———	Rollpin .....	1
5	† 20120011	Roto Spacer .....	1	—	YL394-10	Wire, extension .....	2
6	2012006	Magnet assembly .....	1				
7	20120008	Electronic module (incl. screws) .....	1				

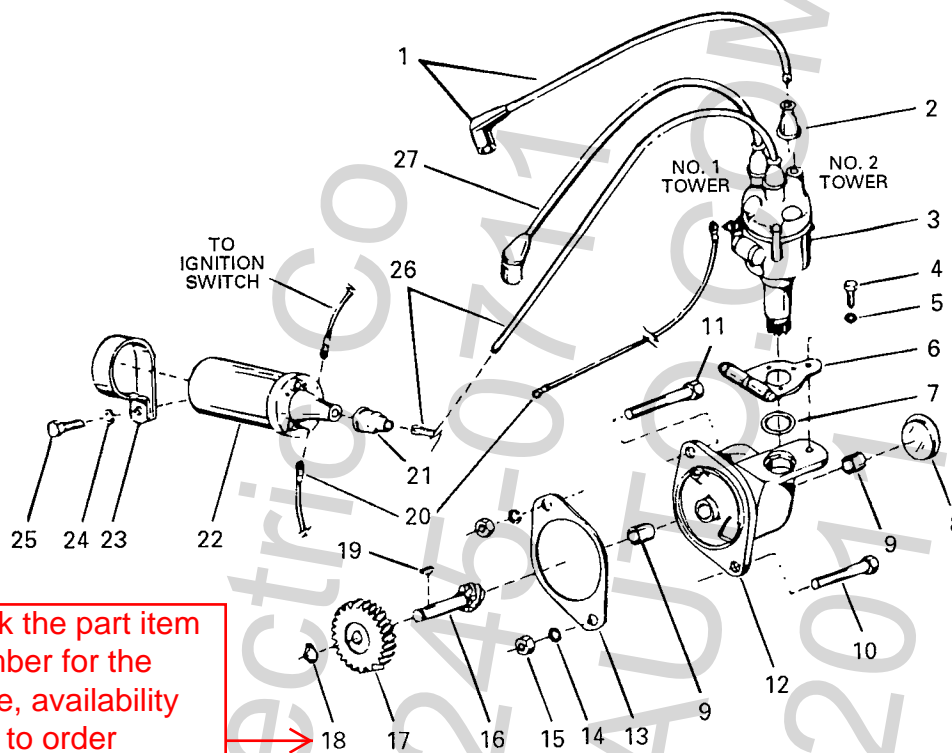
\* Not serviced separately.  
† Also sold separately.

Return to Table of Contents

NOTE: ----- through the part no. means it has been discontinued and is not available from Wisconsin  
**PITT AUTO ELECTRIC CO \* 4085 ALPHA DRIVE \* ALLISON PARK, PA 15101**  
**TOLL FREE 1-800-245-0711 EXT 2 \* TOLL FREE FAX 1-800-551-5908**

© Copyrighted by Pitt Auto Electric Company 2011

## Typical Distributor Drive Assembly And Ignition Coil Group



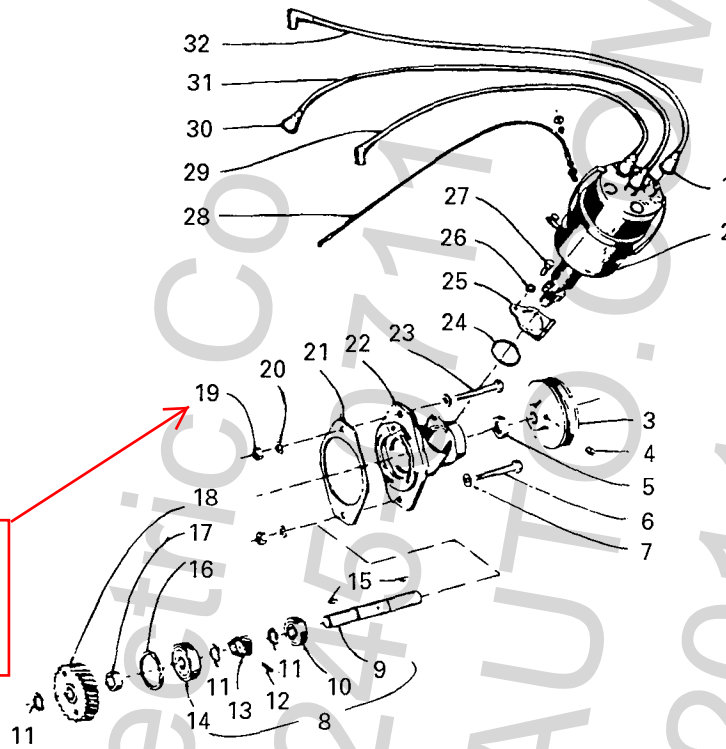
ITEM	PART NO.	DESCRIPTION	QTY	ITEM	PART NO.	DESCRIPTION	QTY
1	YL339-24	Ignition cable, no. 2 spark plug	1	13	QD616A	Gasket	1
2	YD20	Terminal protector	3	14	PE5	Lock washer, 3/8"	2
3	YF52S1	Distributor, solid state (replaces YF46S1)	1	15	PD79	Nut, 3/8"-16 thread	2
4	XD5	Screw, 1/4"-20 thread x 5/8" long	1	16	JJ323	Drive shaft and gear assembly	
5	PE3	Lock washer, 1/4"	1	17	GD140	Drive gear	
6	PG543A1	Clamp	1	18	PK109	Ring	1
7	JK59	"O" ring	1	19	PL161	No. 213 Woodruff key	1
8	SA143	Cup	1	20	YL394-I0	Wire assembly	1
9	HG182	Bushing	2	21	YD20A	Terminal protector	1
10	XD32	Screw, 3/8"-16 thread x 2" long	1	22	YF41AS1	Ignition coil, 12 volt	1
11	XD34	Screw, 3/8"-16 thread x 2-1/2" long	1	23	PG556B	Strap for 2-3/16" dia. (YF41A)	1
12	TB145S1	Housing assembly (includes 7-9)	1	24	PE4	Lock washer, 5/16"	1
				25	XD16B	Screw, 5/16"-18 thread x 7/8" long	1
				26	YL358-23	Ignition cable	1
				27	YL339-20	Ignition cable, no. 1 spark plug	1

[Return to Table of Contents](#)

**NOTE: ----- through the part no. means it has been discontinued and is not available from Wisconsin**  
**PITT AUTO ELECTRIC CO \* 4085 ALPHA DRIVE \* ALLISON PARK, PA 15101**  
**FACTORY AUTHORIZED WISCONSIN MOTORS DISTRIBUTOR**  
**TOLL FREE 1-800-245-0711 EXT 2 \* TOLL FREE FAX 1-800-551-5908**



### Typical Distributor And Accessory Drive Assembly



Click the part item number for the price, availability and to order

ITEM	PART NO.	DESCRIPTION	QTY	ITEM	PART NO.	DESCRIPTION	QTY
1	YD20	Rubber nipple .....	3	19	PD79	Nut, 3/8"-16 thread.....	2
2	YF52S1	Distributor, Colt (replaces YF46) .....	1	20	PE5	Lock washer, 3/8" .....	2
3	MD363-3	Drive pulley .....	1	21	QD616A	Gasket .....	1
4	XE65	Screw, no. 10-32 thread x 1/4" long .....	1	22	TB141B	Housing assembly .....	1
5	PH541	Oil seal .....	1	23	XD113	Screw, 3/8"-16 thread x 2-3/4" long .....	1
6	XD32	Screw, 3/8"-16 thread x 2" long .....	1	24	JK59	Packing ring .....	1
7	PH22A	Washer, 3/8" I.D. ....	2	25	PG543A1	Advance arm .....	1
8	JJ321	Drive shaft assembly (includes 9-14) .....	1	26	PE3	Lock washer, 1/4" .....	1
9	JD362-1	Drive shaft .....	1	27	XD4	Screw, 1/4"-20 thread x 1/2" long .....	1
10	ME112	Bearing .....	1	28	YL394-10	Ignition wire (replaces YL352-21) .....	1
11	PK108	Lock rings .....	3	29	YL339-22	Ignition cable, no. 1 cylinder .....	1
12	PA367	Pin, 1/8 x 7/8" long .....	1	30	YD20A	Rubber nipple .....	1
13	GF90A	Gear .....	1	31	YL358-23	Ignition cable .....	1
14	ME139	Bearing .....	1	32	YL339-26	Ignition cable, no. 2 cylinder .....	1
15	PL55	No. 6 Woodruff key .....	2				
16	PK107	Lock ring .....	1				
17	HF470	Spacer .....	1				
18	GD121	Drive gear .....	1				

[Return to Table of Contents](#)

NOTE: ----- through the part no. means it has been discontinued and is not available from Wisconsin

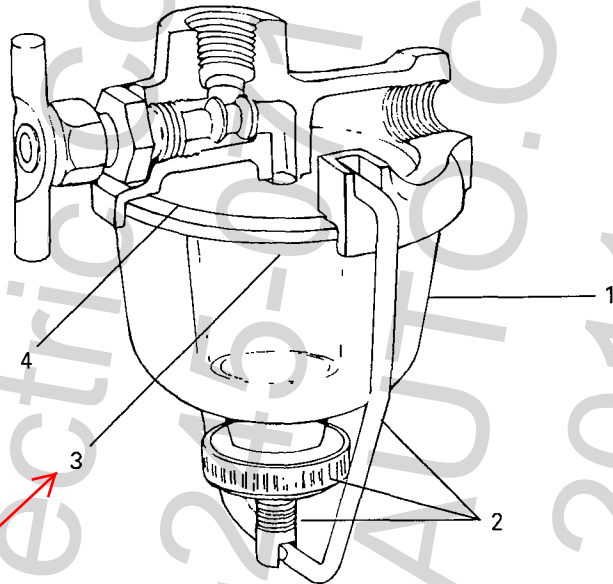
**PITT AUTO ELECTRIC CO \* 4085 ALPHA DRIVE \* ALLISON PARK, PA 15101**  
**FACTORY AUTHORIZED WISCONSIN MOTORS DISTRIBUTOR**

**TOLL FREE 1-800-245-0711 EXT 2 \* TOLL FREE FAX 1-800-551-5908**

© Copyrighted by Pitt Auto Electric Company 2011

## LP19, LP19A, LP19B, LP19C Large Fuel Strainer

LP19, LP19A, LP19B, LP19C  
FUEL STRAINER (LARGE)



Click the part item number for the price, availability and to order

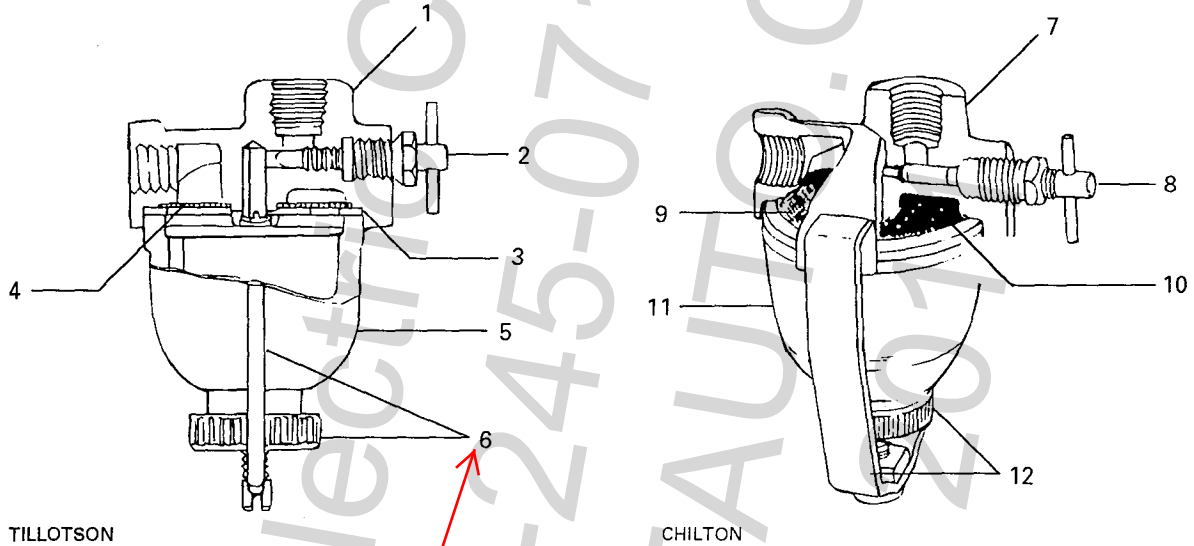
ITEM	PART NO.	DESCRIPTION	QTY
1	<del>75OW363</del>	Glass bowl .....	1
—	* — — —	Metal bowl .....	1
2	75OW447	Clamp wire and nut assembly .....	1
3	QD653	Bowl gasket .....	1
4	75-OW352	Filter screen .....	1
—	LP19	Fuel strainer assembly (Tillotson no. OW418T) .....	1
—	LP19A	Fuel strainer assembly (Tillotson no. OW449T) .....	1
—	LP19B	Fuel strainer assembly (Tillotson no. OW444) .....	1
—	LP19C	Fuel strainer assembly (Tillotson no. OW476T) .....	1

\* Not Serviced Separately

[Return to Table of Contents](#)

**NOTE:** ----- through the part no. means it has been discontinued and is not available from Wisconsin  
**PITT AUTO ELECTRIC CO \* 4085 ALPHA DRIVE \* ALLISON PARK, PA 15101**  
**FACTORY AUTHORIZED WISCONSIN MOTORS DISTRIBUTOR**  
**TOLL FREE 1-800-245-0711 EXT 2 \* TOLL FREE FAX 1-800-551-5908**  
 © Copyrighted by Pitt Auto Electric Company 2011

## LP43 Small Fuel Strainer



Click the part item number for the price, availability and to order

ITEM	PART NO.	DESCRIPTION	QTY	ITEM	PART NO.	DESCRIPTION	QTY
1	75-07770	Cover .....	1	—	LP43	Fuel strainer assembly .....	1
2	75-07769	Needle valve assembly .....	1	7	17-100-1	Cover (optional) .....	1
—	LQ31	Repair parts kit (includes 3-5) .....	1	8	17-100-6-7-89	Needle valve assembly (optional) .....	1
3	* ———	Gasket .....	1	—	LQ31	Repair parts kit (optional) (includes 9-11) .....	1
4	* ———	Screen .....	1	9	* ———	Neoprene gasket (optional)	1
5	* ———	Glass bowl .....	1	10	* ———	Screen (optional) .....	1
6	75-07766	Clamp wire and nut assembly .....	1	11	* ———	Glass bowl (optional) .....	1
—	LP43	Fuel strainer assembly .....	1	12	<del>17-100A16</del>	Bail assembly (optional) ....	1

\* Not Serviced Separately

[Return to Table of Contents](#)

NOTE: ----- through the part no. means it has been discontinued and is not available from Wisconsin  
**PITT AUTO ELECTRIC CO \* 4085 ALPHA DRIVE \* ALLISON PARK, PA 15101**  
**FACTORY AUTHORIZED WISCONSIN MOTORS DISTRIBUTOR**  
**TOLL FREE 1-800-245-0711 EXT 2 \* TOLL FREE FAX 1-800-551-5908**

© Copyrighted by Pitt Auto Electric Company 2011

# LP62A, LP62B, LP62C, LP62D, LP62E, LP62F, L62G

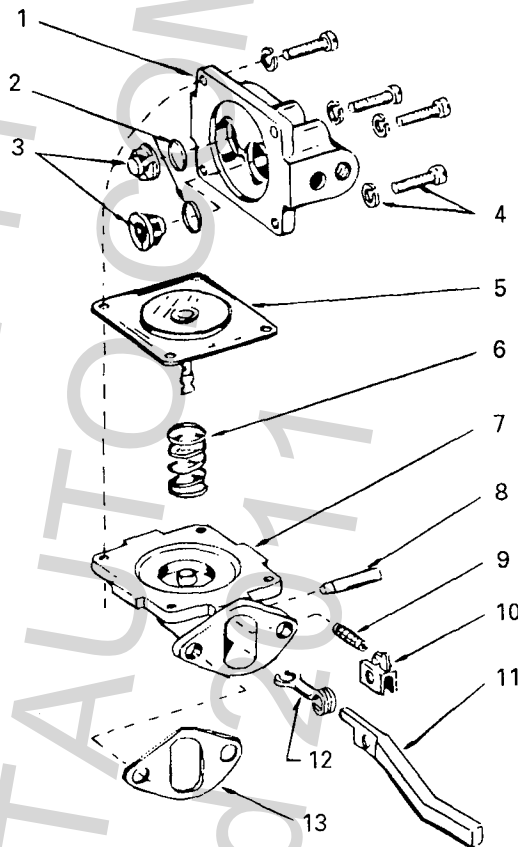
## Fuel Pump Repair Instructions

USE WITH ALL SINGLE AND 2 CYLINDER MODELS

PART NO.	ENGINE USED ON
LP-62A	THD, TJD
LP62B	ACN, BKN, AENL
LP62D	AGND
LP62E	S7D
LP62F	S10D, S12D, S14D
LP62G	S8D, TRA10D, TRA12D

The fuel pump, like all other parts of the engine, is subject to wear and you will find that any time after 500 hours of use, its efficiency will gradually decrease. This is indicated by the engines faltering at high speeds or when heavy loads are suddenly applied. The pump can easily be restored to its normal efficiency by the installation of a Wisconsin LQ51 Diaphragm Kit.

1. Disconnect fuel lines from pump and remove fuel strainer if mounted to pump. Remove fuel pump from engine housing by taking out the two mounting screws.
2. File a groove across a point at the union of castings (1 and 7). This is a positive location of the fuel INLET and OUTLET positions when reassembling. Remove four head to bracket screws (4) and remove fuel head (1).
3. Turn fuel head (1) over, remove and discard both valve assemblies, noting their positions.
4. Clean fuel head thoroughly with kerosene or diesel fuel and a fine wire brush.
5. Hold fuel head (1), with diaphragm surface up, place two valve gaskets (2) into cavities where valves were removed. Press valve assemblies (3) in evenly without distortion, and stake in place.
6. Set fuel head assembly aside and proceed to rebuild lower diaphragm section.
7. Insert the end of a small screw driver into the coils of rocker arm spring (9), remove and save.
8. Hold mounting bracket (7) in the left hand, with the rocker arm toward your body and the thumb nail on the end of link (12). With the heel of right hand on diaphragm (5), compress the diaphragm spring (6), and at the same time turn in a clockwise direction 90°. This will unhook the diaphragm from link (12) so it can be removed.
9. Clean the mounting bracket (7) with kerosene or diesel fuel and a fine wire brush.
10. Place the new diaphragm operating spring (6) into bracket (7). Repeat in reverse order paragraph eight, using the new diaphragm. Replace rocker arm spring (9) removed in paragraph seven.
11. Mount this assembly back on the engine in the position from which it was removed, using the new flange gasket (13), which is the last piece of the repair kit.
12. Crank the engine over to a position where the diaphragm (5) is laying flat on the mounting bracket (7). Place the fuel head (1) back in position so that the indicating marks of step one are in line, and start the four head screws approximately three turns. Again, crank the engine over to a position where diaphragm (5) is pulled down into mounting bracket (7) to its lowest position. Securely tighten the four head screws (4).
13. Mount fuel strainer to fuel pump, if applicable, and connect fuel lines.



NOTE: The LQ51 Diaphragm Kit and the parts included there-in, which identified by an asterisk (\*), are the only parts of the fuel pump available for service.

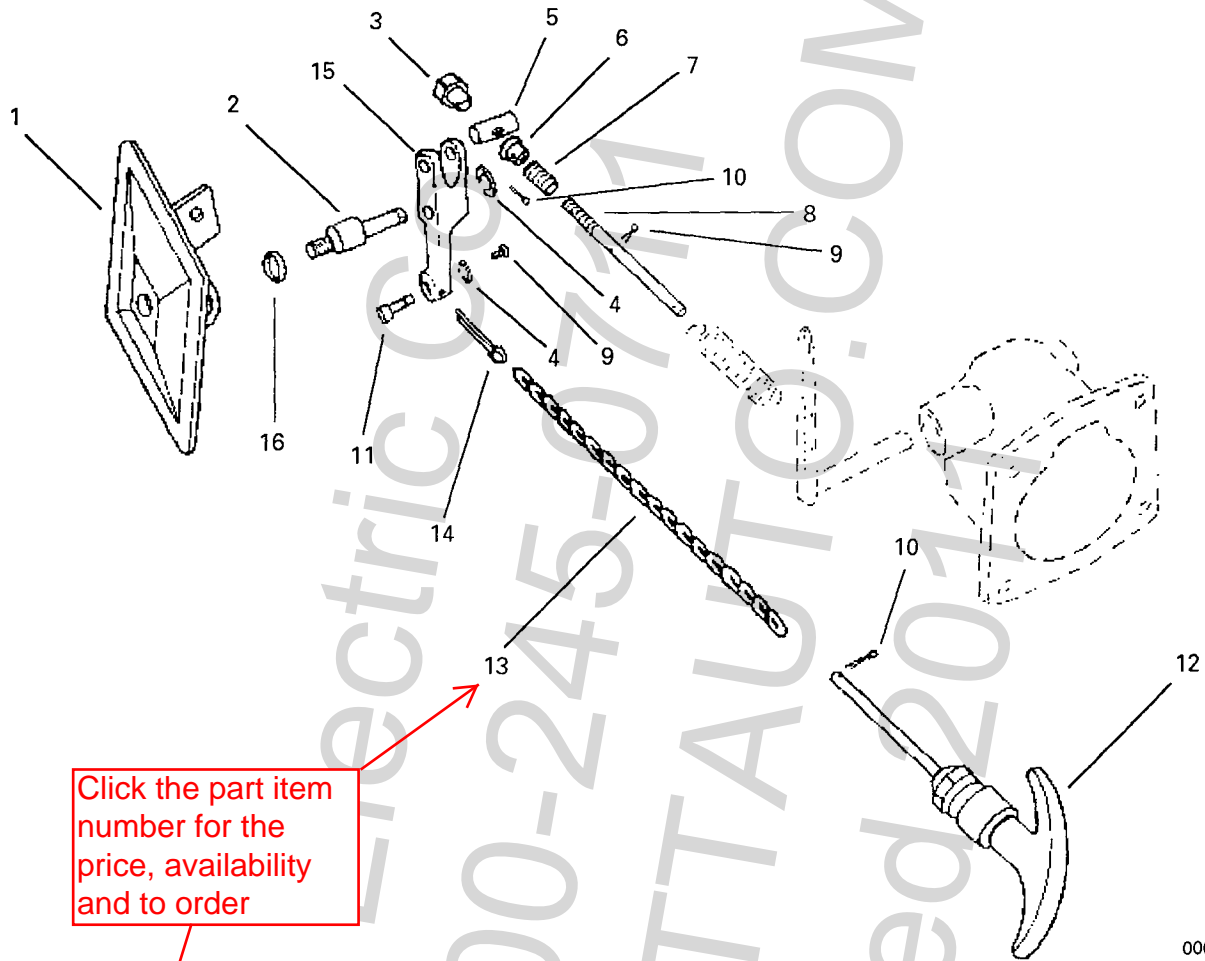
ITEM	PART NO.	DESCRIPTION	QTY
1	----	Fuel head .....	1
2	*----	Valve gaskets .....	2
3	*----	Valve and cage assembly .....	2
4	----	Screw and washer .....	4
5	*----	Diaphragm assembly .....	1
6	*----	Diaphragm spring .....	1
7	----	Mounting bracket .....	1
8	----	Pin .....	1
9	----	Spring .....	1
10	----	Spring clip .....	1
11	----	Rocker arm .....	1
12	----	Link .....	1
13	*----	Gasket .....	1

[Return to Table of Contents](#)

**NOTE: ----- through the part no. means it has been discontinued and is not available from Wisconsin**  
**PITT AUTO ELECTRIC CO \* 4085 ALPHA DRIVE \* ALLISON PARK, PA 15101**  
**FACTORY AUTHORIZED WISCONSIN MOTORS DISTRIBUTOR**  
**TOLL FREE 1-800-245-0711 EXT 2 \* TOLL FREE FAX 1-800-551-5908**

© Copyrighted by Pitt Auto Electric Company 2011

## TT66 Variable Speed Governor Control Assembly



0008

ITEM	PART NO.	DESCRIPTION	QTY	ITEM	PART NO.	DESCRIPTION	QTY
1	SA78J	Cover (replaces VE542B and XE61) .....	1	10	XI1	Cotter pin, 1/16" x 1/2" long .....	2
2	TC530	Fulcrum pin (replaces TC427B) .....	1	11	VE887	Wire connector .....	1
3	PD173A	Locknut .....	1	12	VE527X	Control .....	1
4	PK182	Retaining ring (replaces PH77 and XI11) .....	2	13	PN100-19	Galvanized safety chain, 9" long .....	1
5	TC368A	Pin .....	1	14	XI7	Cotter pin, 3/32" x 3/4" long .....	1
6	PK121	Retainer .....	1	15	VB270S1	Lever assembly (replaces VB134C) .....	1
7	PM111-1	Spring .....	1	16	PH442	Rubber face washer, 5/16" I.D. x 5/8" O.D. x .040 .....	1
8	PI115W	Adjusting screw .....	1				
9	XA134	Screw, no. 8-32 thread x 1/2" long (replaces XA62) .....	1				

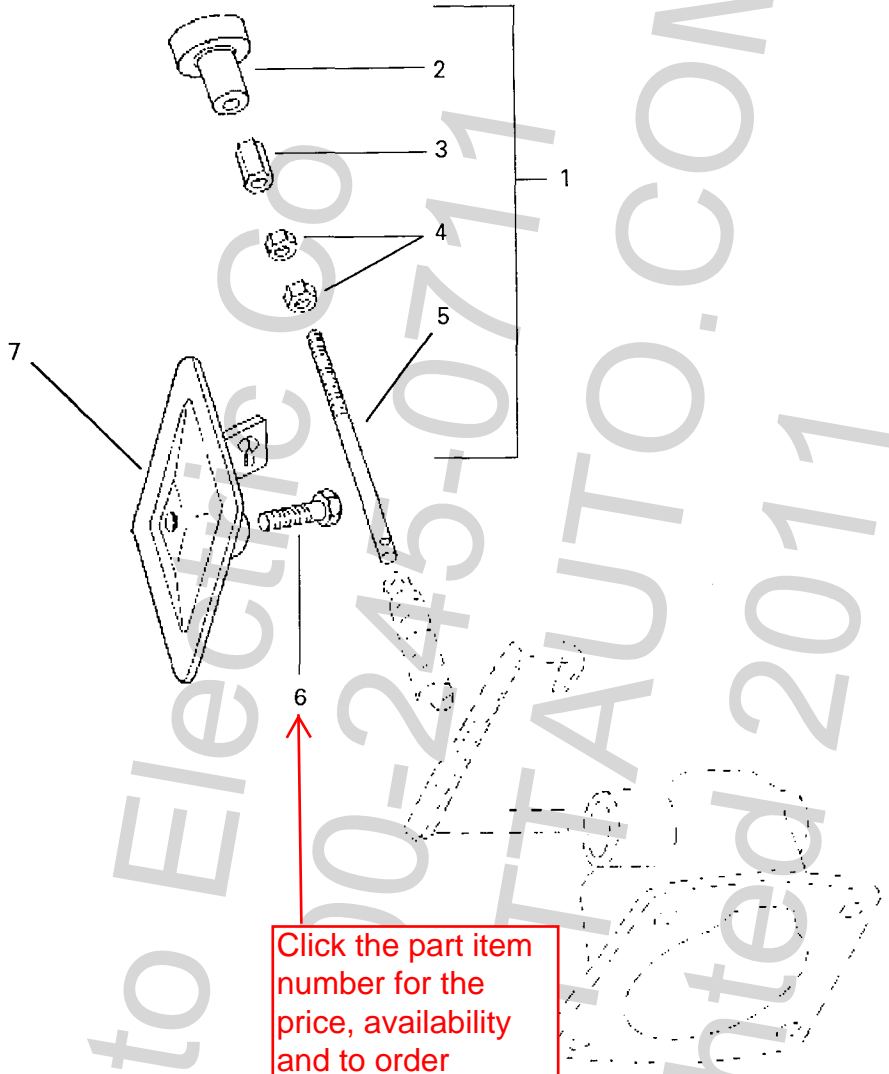
[Return to Table of Contents](#)

**NOTE: ----- through the part no. means it has been discontinued and is not available from Wisconsin**

**PITT AUTO ELECTRIC CO \* 4085 ALPHA DRIVE \* ALLISON PARK, PA 15101**  
**FACTORY AUTHORIZED WISCONSIN MOTORS DISTRIBUTOR**  
**TOLL FREE 1-800-245-0711 EXT 2 \* TOLL FREE FAX 1-800-551-5908**

© Copyrighted by Pitt Auto Electric Company 2011

## TT66F Idle Control Assembly



Click the part item number for the price, availability and to order

0009

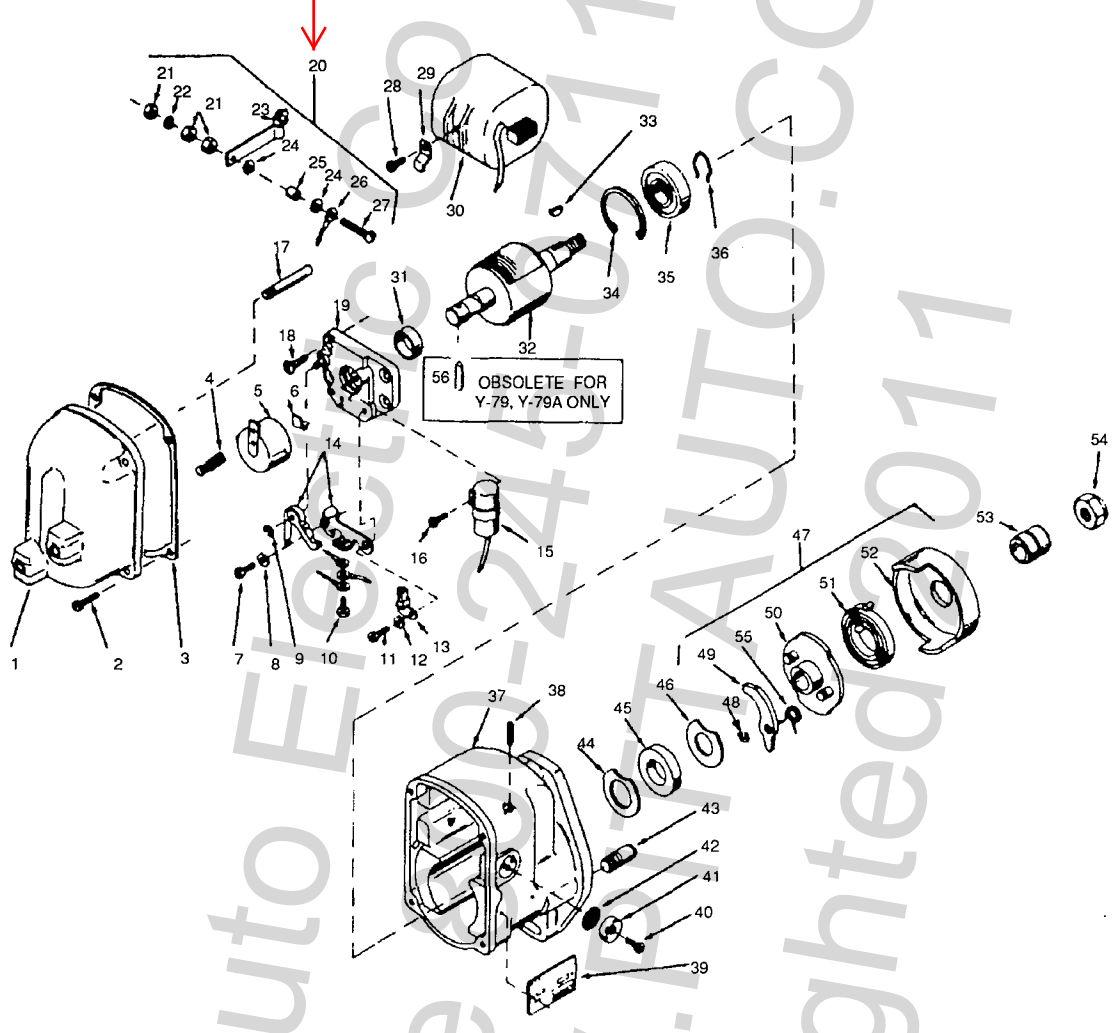
ITEM	PART NO.	DESCRIPTION	QTY
1	PI171AS1	Control rod assembly (includes 2 - 5)	1
2	VE452A	Control knob	1
3	VE657A	Locknut, long	1
4	VE657	Locknut, short	2
5	PI171A	Control rod	1
6	XD22	Screw, 5/16"-18 thread x 1-3/4" long	1
7	SA68A	Tappet cover and control rod support	1

Return to Table of Contents

**NOTE:** ----- through the part no. means it has been discontinued and is not available from Wisconsin  
**PITT AUTO ELECTRIC CO \* 4085 ALPHA DRIVE \* ALLISON PARK, PA 15101**  
**FACTORY AUTHORIZED WISCONSIN MOTORS DISTRIBUTOR**  
**TOLL FREE 1-800-245-0711 EXT 2 \* TOLL FREE FAX 1-800-551-5908**  
 © Copyrighted by Pitt Auto Electric Company 2011

### Y79 Series Magneto

Click the part item number for the price, availability and to order



[Return to Table of Contents](#)

NOTE: ----- through the part no. means it has been discontinued and is not available from Wisconsin  
**PITT AUTO ELECTRIC CO \* 4085 ALPHA DRIVE \* ALLISON PARK, PA 15101**  
**FACTORY AUTHORIZED WISCONSIN MOTORS DISTRIBUTOR**  
**TOLL FREE 1-800-245-0711 EXT 2 \* TOLL FREE FAX 1-800-551-5908**  
© Copyrighted by Pitt Auto Electric Company 2011  
Page 55

### Y79 Series Magneto

Click the part item number for the price, availability and to order

ITEM	PART NO.	DESCRIPTION	Y72 FMX1A7	W2-880 TJD	Y79B (replaces Y79A)	W2-880 TJD	FMX2B7E	Y76 FMX1B7E	Schramm	Y79C (replaces Y79)	Schramm	FMX2B7A
1	31WZ2430	Cap (replaces FZ2430)	1		1							
—	31LX2430	Cap										1
—	31LX2430A	Cap (NLA)										1
2	31-10S14D	Screw, no. 10-24 thread x 7-8" long	4		4			4				4
3	31H2498	Gasket	1		1			1				1
4	31E2460B	Brush and spring	1		1			1				1
5	31FY2765	Rotor	1					1				
—	31R2765	Rotor			1							1
6	31A2766	Clip	1					1				
7	31-6S6U	Screw, no. 6-32 thread x 3/8" long	1		1			1				1
8	31D2458	Washer, no. 6	1		1			1				1
9	31C1498G	Snap ring	1		1			1				1
10	31-6S6Z	Screw, no. 6-32 thread x 3/8" long	1		1			1				1
11	31-8S6U	Screw, no. 8-32 thread x 3/8" long	1		1			1				1
12	31B5969	Washer, no. 8	1		1			1				1
13	31G2788	Wick and holder	1		1			1				1
14	31A2437A	Point set	1		1			1				1
15	31AXMR2433	Condenser										1
—	31SXY2433	Condenser	1		1			1				
16	31-8S5NA	Screw, no. 8-32 thread x 5/8" long	1		1			1				1
17	31JX983A	Rod	1		1			1				1
18	31-8S6G	Screw, no. 8-32 thread x 3/8" long	4		4			4				4
19	31V4631	Support	1		1			1				1
20	31L2514C	Switch	1		1			1				1
21	31-8N1	Nut	3		3			3				3
22	31-8LW5	Lock washer	1		1			1				1
23	31M2514	Lever	1		1			1				1
24	31C6018	Washer	2		2			1				2
25	31K2457A	Bushing	1		1			1				1
26	31L2514C	Wire assembly	1		1			1				1
27	31-8S14N	Screw, no. 8-32 thread x 7/8" long (NLA)	1		1			1				1
28	31-6S4U	Screw, no. 6-32 thread x 1/4" long	1		1			1				1
29	31D6120	Clip	1		1			1				1
30	31R2477C	Coil	1		1			1				1
31	31A5950A	Bearing	1		1			1				1
32	31PP2480	Magnetic rotor			1							1
—	31M2765	Magnetic rotor	1					1				

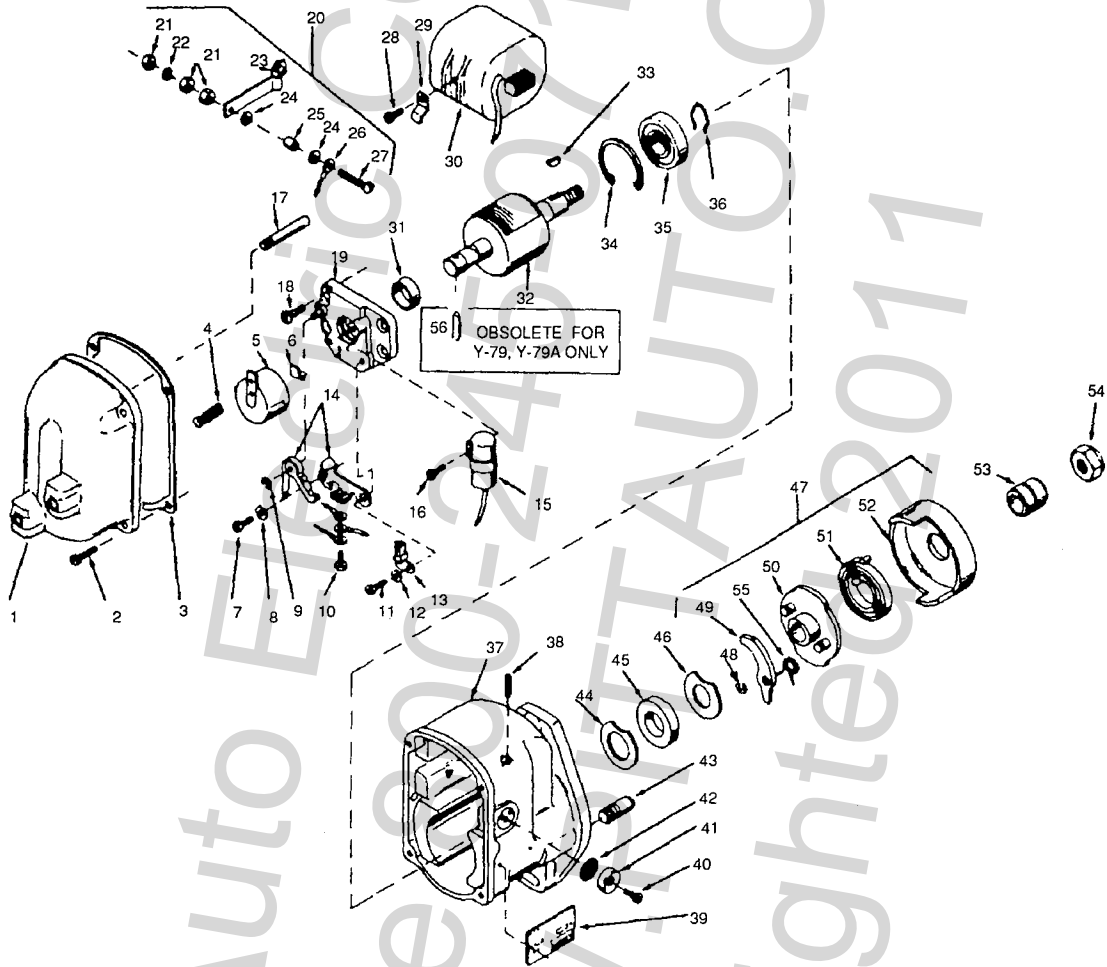
NOTE: ----- through the part no. means it has been discontinued and is not available from Wisconsin  
**PITT AUTO ELECTRIC CO \* 4085 ALPHA DRIVE \* ALLISON PARK, PA 15101**  
**TOLL FREE 1-800-245-0711 EXT 2 \* TOLL FREE FAX 1-800-551-5908**

© Copyrighted by Pitt Auto Electric Company 2011



### Y79 Series Magneto

Click the part item number for the price, availability and to order



[Return to Table of Contents](#)

NOTE: ----- through the part no. means it has been discontinued and is not available from Wisconsin  
**PITT AUTO ELECTRIC CO \* 4085 ALPHA DRIVE \* ALLISON PARK, PA 15101**  
**FACTORY AUTHORIZED WISCONSIN MOTORS DISTRIBUTOR**  
**TOLL FREE 1-800-245-0711 EXT 2 \* TOLL FREE FAX 1-800-551-5908**

© Copyrighted by Pitt Auto Electric Company 2011

### Y79 Series Magneto

Click the part item number for the price, availability and to order

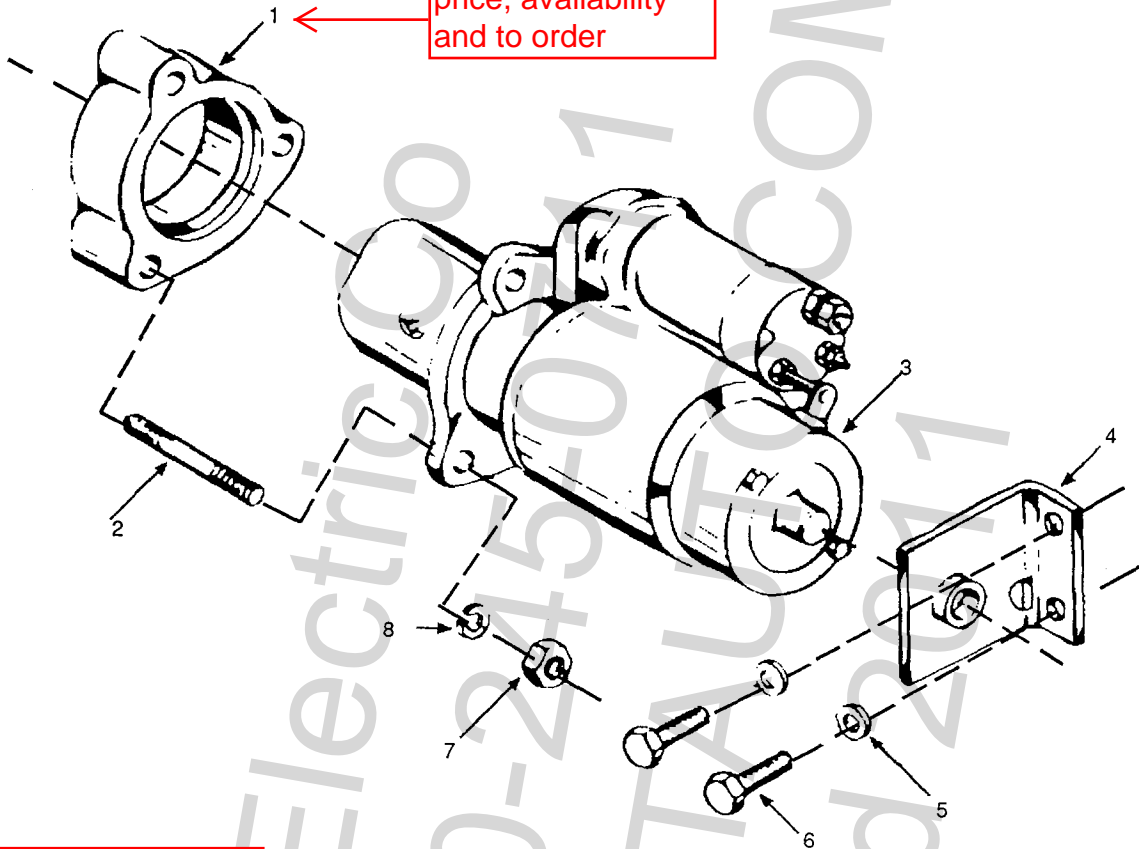
ITEM	PART NO.	DESCRIPTION	Y72 FMX1A7	W2-880 TJD	Y79B (replaces Y79A) FMX2B7E	W2-880 TJD	Y76 FMX1B7E	Schramm	Y79C (replaces Y79) FMX2B7A	Schramm
33	31-3K1	Key .....	1		1		1		1	
34	31B1498B	Snap ring .....	1		1		1			
35	31C5949	Bearing .....	1		1		1		1	
36	31B1498D	Snap ring .....	1		1		1		1	
37	31TZ2425	Housing .....	1		1		1		1	
38	<del>31-31SS14A</del>	Screw, 5/16-24 thread x 7/8" long (NLA)	2		2		2		2	
39	31N195	Name plate (NLA) .....	1		1		1		-	
—	31A195	Name plate (NLA) .....	-		-		-		1	
40	31-6S4U	Screw, no. 6-32 thread x 1/4" long .....	2		2		2		2	
41	31B6030A	Vent cover .....	2		2		2		2	
42	31C6032B	Vent screen .....	2		2		2		2	
43	31S2568	Stop pin .....	1		1		1		1	
44	31A2492C	Washer .....	1		1		1		1	
45	31G3861	End seal .....	1		1		1		1	
46	31A24922A	Washer .....	1		1		1		1	
47	31AR2563C15	Impulse coupling .....	1		1		-		-	
—	31BW2563C30	Impluse coupling .....	-		-		1		1	
48	<del>31A1498J</del>	Pawl lock (NLA) .....	-		-		1		-	
—	31D1498J	Pawl lock .....	2		2		-		1	
49	31H2566	Coupling pawl .....	-		-		-		1	
—	31Q2566	Coupling pawl .....	2		2		2		-	
50	<del>31-2563-30</del>	Hub assembly (NLA) .....	-		-		1		1	
—	<del>31S2563-15</del>	Hub assembly (NLA) .....	1		1		-		-	
51	31D2565	Drive spring .....	1		-		-		1	
—	31E2565	Drive spring .....	-		1		1		-	
52	<del>31GW5957</del>	Coupling shell (NLA) .....	1		1		-		-	
—	<del>31Y5957</del>	Coupling shell (NLA) .....	-		-		1		-	
—	<del>31Z5957</del>	Coupling shell .....	-		-		-		1	
53	31F2572	Bushing .....	1		1		1		1	
54	31M2570	Coupling nut .....	1		1		1		1	
55	31T5963	Pawl spring .....	2		2		2		-	
56	<del>31A2669</del>	Rotor pin (NLA) .....	-		1		-		1	
—	YQ18	Points & condenser kit (not illustrated) ..	1		1		-		-	
—	YQ17A	Overhaul kit (not illustrated) for Y79BS1	1		-		-		-	
—	YQ17	Overhaul kit (not illustrated) for Y79AS1	-		1		-		-	

NOTE: ----- through the part no. means it has been discontinued and is not available from Wisconsin  
**PITT AUTO ELECTRIC CO \* 4085 ALPHA DRIVE \* ALLISON PARK, PA 15101**  
**FACTORY AUTHORIZED WISCONSIN MOTORS DISTRIBUTOR**  
**TOLL FREE 1-800-245-0711 EXT 2 \* TOLL FREE FAX 1-800-551-5908**

© Copyrighted by Pitt Auto Electric Company 2011

## YA 32B Solenoid Operated Starting Motor Assembly

Click the part item number for the price, availability and to order



Click the part item number for the price, availability and to order

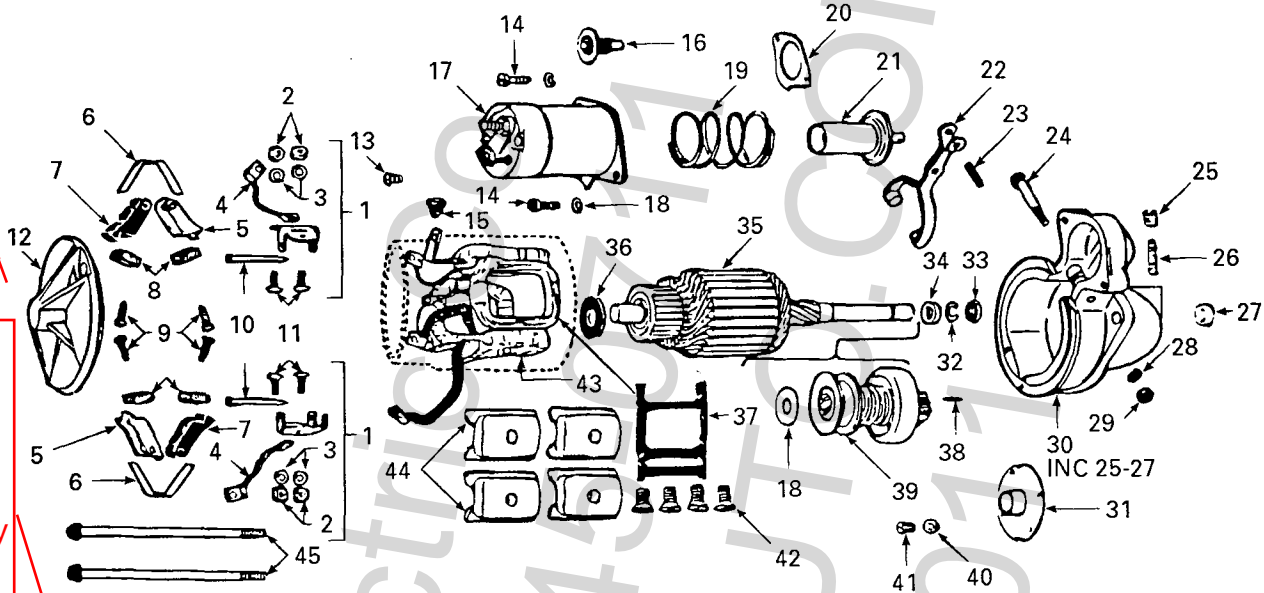
ITEM	PART NO.	DESCRIPTION .....	QTY
1	BG328	Adapter .....	1
2	PC542	Stud .....	3
3	YA32B	Starting motor, 12 volt, Delco Remy no. 1998301 .....	1
4	PG516B	Bracket .....	1
5	PH30	Washer, 1/4" .....	2
6	XD6	Screw, 1/4" -20 thread x 3/4" long .....	2
7	PD79	Nut, 3/8" -16 thread .....	3
8	PE5	Lock washer, 3/8" .....	3

[Return to Table of Contents](#)

NOTE: ----- through the part no. means it has been discontinued and is not available from Wisconsin  
**PITT AUTO ELECTRIC CO \* 4085 ALPHA DRIVE \* ALLISON PARK, PA 15101**  
**FACTORY AUTHORIZED WISCONSIN MOTORS DISTRIBUTOR**  
**TOLL FREE 1-800-245-0711 EXT 2 \* TOLL FREE FAX 1-800-551-5908**

# YA32B (12 Volt) Starting Motor Assembly, Delco Remy No. 1998301

STARTING WITH TJD SERIAL NO. 6050289



ITEM	PART NO.	DESCRIPTION	QTY	ITEM	PART NO.	DESCRIPTION	QTY
1	18-1928015	Support brush holder (includes 2-4, 10, 11).....	2	26	<del>18-1916439</del>	Wick (NLA) .....	1
2	* ----	Nut .....	4	27	18-1862383	Bushing .....	1
3	* ----	Lock washer .....	4	28	* ----	Lock washer .....	1
4	* ----	Lead .....	2	29	* ----	Nut .....	4
5	* ----	Brush holder .....	2	30	18-1949984	Drive housing .....	1
6	18-1926622	Spring .....	2	31	<del>18-820149</del>	Center bearing plate (includes 18-1894023) (NLA) .....	1
7	* ----	Brush holder .....	2	32	18-1928022	Ring .....	1
8	18-1906945	Brush .....	4	33	18-1928023	Collar .....	1
9	* ----	Screw .....	2	34	18-1928021	Collar .....	1
10	* ----	Screw .....	2	35	18-1947353	Armature .....	1
11	* ----	Pin .....	2	36	18-1914842	Washer .....	1
12	18-1974157	Frame .....	1	37	18-1976832	Insulator .....	1
13	* ----	Screw .....	1	38	18-809593	Dowel pin .....	1
14	* ----	Screw .....	2	39	18-1877348	Drive .....	1
15	18-1893370	Grommet .....	1	40	* ----	Lock washer .....	4
16	18-1978337	Contact .....	1	41	* ----	Screw .....	4
17	18-1114524	Solenoid switch .....	1	42	* ----	Screw .....	4
18	* ----	Washer .....	1	43	<del>18-1974375</del>	Field coil (NLA) .....	1
19	18-1978281	Spring .....	1	44	* ----	Pole shoe .....	4
20	18-1952427	Gasket .....	1	45	18-1939970	Thru bolt .....	2
21	18-1978297	Plunger .....	1	---	18-1978333	Nut (not illustrated) .....	2
22	18-1951567	Shift lever .....	1	---	18-1978336	Nut (not illustrated) .....	2
23	<del>18-1894321</del>	Pin .....	1				
24	18-1932197	Stud .....	1				
25	* ----	Plug .....	1				

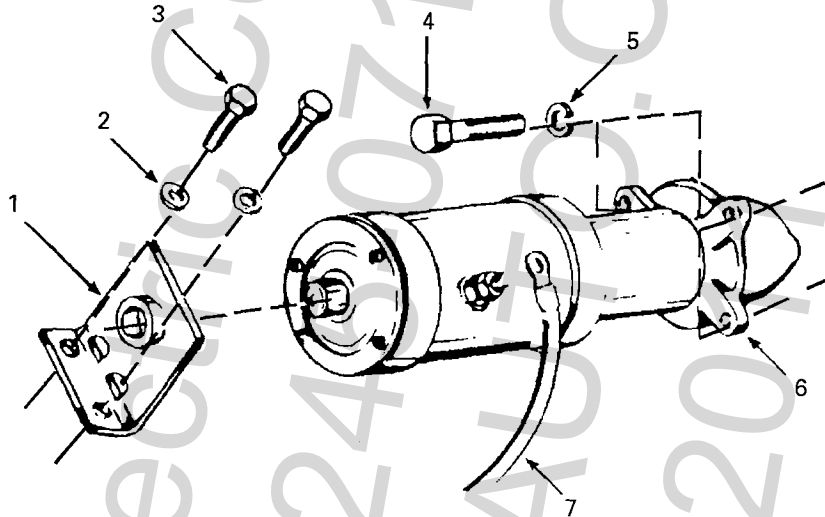
\* Not serviced separately.

[Return to Table of Contents](#)

**NOTE: ----- through the part no. means it has been discontinued and is not available from Wisconsin  
 PITT AUTO ELECTRIC CO \* 4085 ALPHA DRIVE \* ALLISON PARK, PA 15101  
 FACTORY AUTHORIZED WISCONSIN MOTORS DISTRIBUTOR  
 TOLL FREE 1-800-245-0711 EXT 2 \* TOLL FREE FAX 1-800-551-5908**

© Copyrighted by Pitt Auto Electric Company 2011

## EEA 100 Starting Motor



Click the part item number for the price, availability and to order

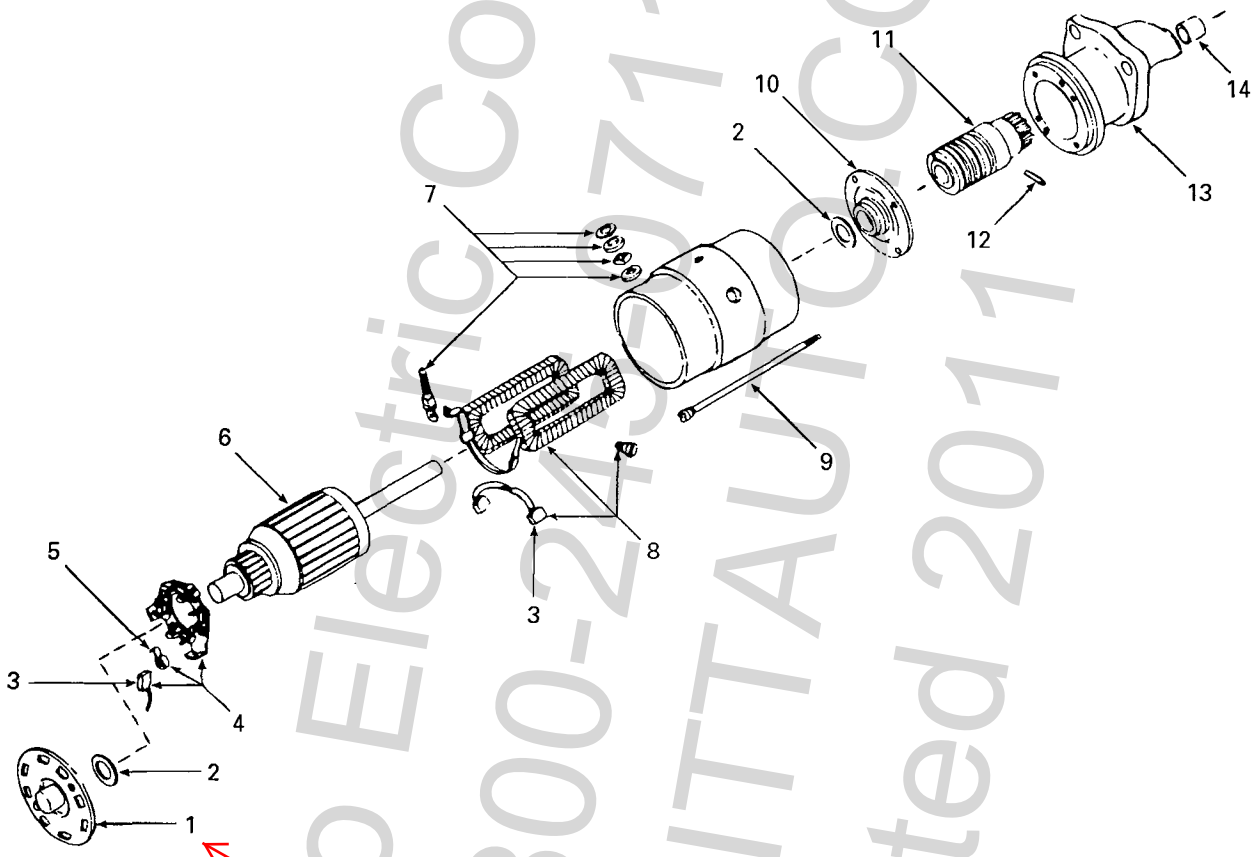
ITEM	PART NO.	DESCRIPTION .....	QTY
1	PG516C	Bracket (replaces PG516A) .....	1
2	PH30	Washer, 1/4" .....	2
3	XD6	Screw, 1/4" -20 thread x 3/4" long .....	2
4	PB187	Screw, 3/8" -24 thread x 1" long .....	3
5	PE5	Lock washer, 3/8" .....	3
6	YA61	Starting motor (replaces YA54A) .....	1
7	YL356-22	Starter cable assembly .....	1

[Return to Table of Contents](#)

**NOTE: ----- through the part no. means it has been discontinued and is not available from Wisconsin**  
**PITT AUTO ELECTRIC CO \* 4085 ALPHA DRIVE \* ALLISON PARK, PA 15101**  
**FACTORY AUTHORIZED WISCONSIN MOTORS DISTRIBUTOR**  
**TOLL FREE 1-800-245-0711 EXT 2 \* TOLL FREE FAX 1-800-551-5908**

© Copyrighted by Pitt Auto Electric Company 2011

**YA61 (12 Volt) Starting Motor Assembly, Prestolite No. MHA-7021 and MHA 6102**  
 (Replaces YA54A beginning with S/N 6080422)



Click the part item number for the price, availability and to order

ITEM	PART NO.	DESCRIPTION	QTY	ITEM	PART NO.	DESCRIPTION	QTY
1	28MDT1002	Head assembly (includes bronze bearing, lube felt) .....	1	8	28MDU2005AS1	Field coil package (includes brush set, screw) .....	1
2	28P90-263	Thrust washer package .....	1	9	28GJ20S	Thru bolt package .....	1
3	28MDL2012CS	Brush set .....	1	10	28MCH1051	Bearing plate assembly .....	1
4	28MDL1064SS	Brush plate assembly (includes item 5; includes brush) .....	1	11	93EBC-1	Bendix drive assembly .....	1
5	28MZ19S	Spring set .....	1	12	28-90-2140	Pin package .....	1
6	28MDL2246	Armature assembly .....	1	13	28PS1473S	Pinion housing assembly (includes item 14) .....	1
7	28-90-711	Terminal stud package .....	1	14	28MG77A	Bronze bearing .....	1

**NOTE: ----- through the part no. means it has been discontinued and is not available from Wisconsin PITT AUTO ELECTRIC CO \* 4085 ALPHA DRIVE \* ALLISON PARK, PA 15101 FACTORY AUTHORIZED WISCONSIN MOTORS DISTRIBUTOR TOLL FREE 1-800-245-0711 EXT 2 \* TOLL FREE FAX 1-800-551-5908**

© Copyrighted by Pitt Auto Electric Company 2011